

1. eHealth Kerala - Vital Statistics

Hospital Type	Live Institutions
Family Health Centre	57
Urban Primary Health Centre	7
Community Health Centre	4
General Hospital	1
Medical College Hospital	1
Taluk Headquarters Hospital	1
Taluk Hospital	1
Total	72

2. eHealth - District Ranking Matrix Based on Performance of all Institutions (except Medical Colleges)

The ranking matrix showcases the performance of districts in providing eHealth services through all institutions (excluding Medical Colleges) based on six different parameters.

These parameters include:

1.

Number of institutions where the reception module is currently using.
2.

Percentage of UHID Visits.
3.

Percentage of Doctor Consultations.
4.

Percentage of Pharmacy Prescriptions by doctors.
5.

Percentage of lab orders through doctors.
6.

Number of Live Institutions.

Weightage is assigned to the percentages calculated in intervals of 10. The rank is determined based on the sum of these weightages.

The top-performing districts should aim to maintain their positions, while the average and low-performing districts should strive to reach the 'top four' league.

The ranking matrix for the current month, February 2025, along with the previous two months, is provided in the table below.

District	December	January	February
IDUKKI	1	1	1
WAYANAD	1	1	1
PALAKKAD	2	2	2
THRISSUR	3	3	3
ALAPPUZHA	5	3	4
MALAPPURAM	4	4	5
KOLLAM	6	5	6
KOZHIKODE	6	6	6
PATHANAMTHITTA	7	7	6
KANNUR	7	8	7
KASARAGOD	8	7	7
KOTTAYAM	6	8	8
THIRUVANANTHAPURAM	9	9	8
ERNAKULAM	10	10	9

- Best performing
- Average performing
- Low performing

3. eHealth - Institution Level Ranking (except Medical Colleges)

Hospital	Rank
FAMILY HEALTH CENTRE ARTHAT	1
FAMILY HEALTH CENTRE ENGANDIYUR	1
FAMILY HEALTH CENTRE THAIKKAD	1
FAMILY HEALTH CENTRE EDIVILANGU	2
URBAN FAMILY HEALTH CENTRE V R PURAM	3
URBAN PRIMARY HEALTH CENTRE ANAPUZHA	3
FAMILY HEALTH CENTRE POOMANGALAM	4
FAMILY HEALTH CENTRE CHAMAKKALA	5
FAMILY HEALTH CENTRE KUZHOOR	5
FAMILY HEALTH CENTRE KARALAM	6
FAMILY HEALTH CENTRE NATTIKA	6
FAMILY HEALTH CENTRE VENKITANGU	6
FAMILY HEALTH CENTRE VILVATTOM	6
FAMILY HEALTH CENTRE ADAT	7
FAMILY HEALTH CENTRE AYYANTHOLE	7
FAMILY HEALTH CENTRE DESAMANGALAM	7
FAMILY HEALTH CENTRE ELANAD	7
FAMILY HEALTH CENTRE KOOLIMUTTOM	7
FAMILY HEALTH CENTRE METHALA	7
FAMILY HEALTH CENTRE NALUKETTU	7
FAMILY HEALTH CENTRE PARIYARAM THRISSUR	7
FAMILY HEALTH CENTRE POYYA	7
FAMILY HEALTH CENTRE PUNNAYUR	7
FAMILY HEALTH CENTRE VELOOKKARA	7
FAMILY HEALTH CENTRE KAIPAMANGALAM	8
FAMILY HEALTH CENTRE MADAVANA	8
FAMILY HEALTH CENTRE MANALLOOR	8
FAMILY HEALTH CENTRE PANJAL	8
FAMILY HEALTH CENTRE VETILAPPARA	8
URBAN FAMILY HEALTH CENTRE GOSAYIKUNNU	8
FAMILY HEALTH CENTRE ALOOR	9
FAMILY HEALTH CENTRE NENMANIKKARA	9
FAMILY HEALTH CENTRE THALIKULAM	9
FAMILY HEALTH CENTRE THRIKKUR	9
FAMILY HEALTH CENTRE VELUR	9
URBAN FAMILY HEALTH CENTRE PORKALANGAD	9
FAMILY HEALTH CENTRE THIRUVILWAMALA	10
FAMILY HEALTH CENTRE MAMBRA	11

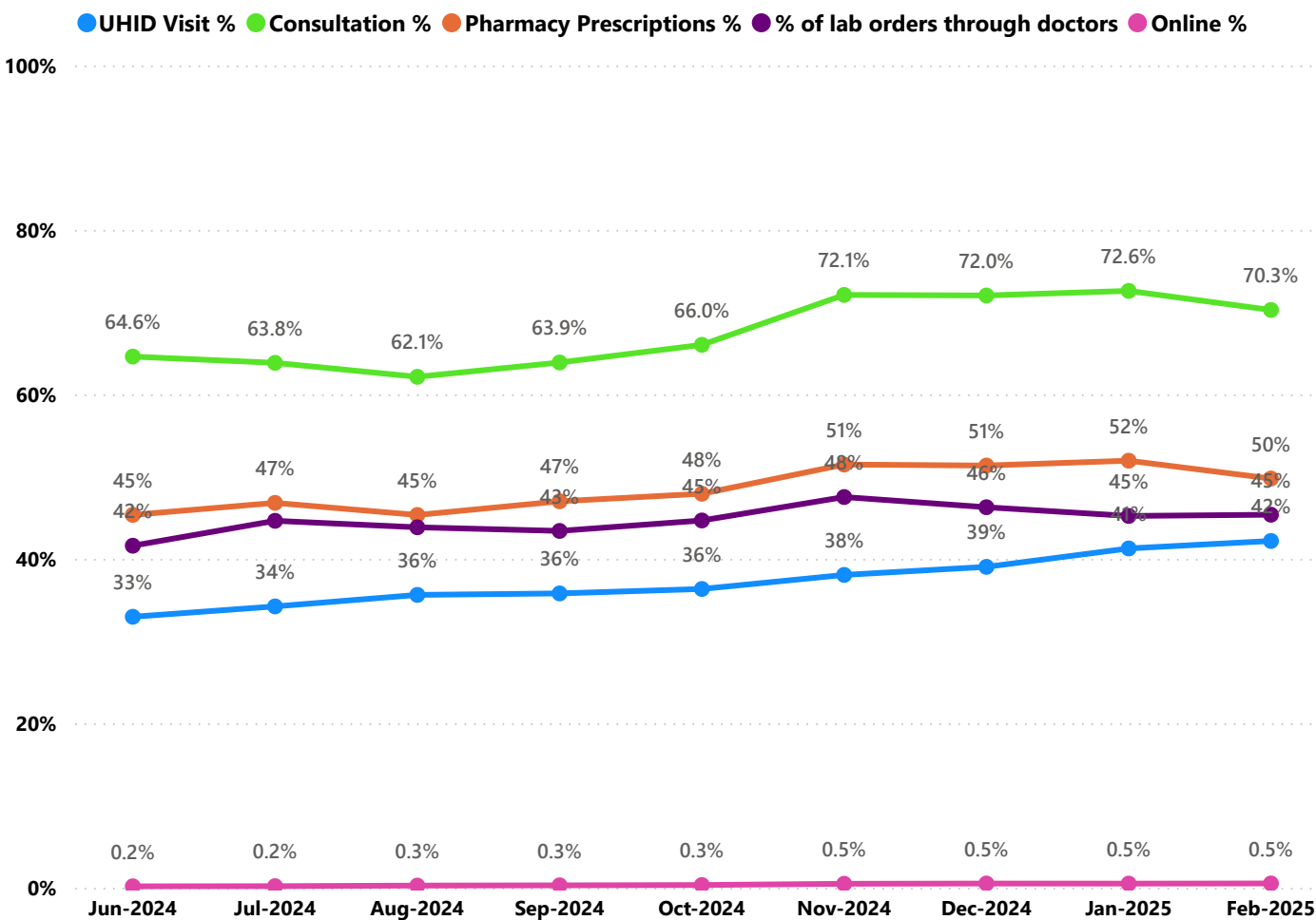
Hospital	Rank
COMMUNITY HEALTH CENTRE CHERPU	26
GENERAL HOSPITAL THRISSUR	25
FAMILY HEALTH CENTRE VATANAPPALLY	24
FAMILY HEALTH CENTRE PAMBOOR	23
URBAN FAMILY HEALTH CENTRE PARAVATTANI	22
FAMILY HEALTH CENTRE PATTIKKAD	21
FAMILY HEALTH CENTRE VALLACHIRA	21
FAMILY HEALTH CENTRE VELLANIKKARA	20
TALUK HOSPITAL PUDUKAD	20
FAMILY HEALTH CENTRE VANIAMAPARA	19
FAMILY HEALTH CENTRE KODAKARA	18
FAMILY HEALTH CENTRE MULLURKARA	18
FAMILY HEALTH CENTRE VALLATHOL NAGAR	18
COMMUNITY HEALTH CENTRE MULLASSERY	17
FAMILY HEALTH CENTRE NADATHARA	17
URBAN FAMILY HEALTH CENTRE GURUVAYOOR	17
FAMILY HEALTH CENTRE MADAKATHARA	16
FAMILY HEALTH CENTRE MELOOR	16
FAMILY HEALTH CENTRE MUNDUR	16
FAMILY HEALTH CENTRE P.VEMBELLUR	16
COMMUNITY HEALTH CENTRE PAZHANJI	15
FAMILY HEALTH CENTRE PORKULAM	15
FAMILY HEALTH CENTRE KAKKAD	14
FAMILY HEALTH CENTRE KONDAZH	14
URBAN PRIMARY HEALTH CENTRE KACHERY	14
TALUK HEADQUARTERS HOSPITAL CHAVAKKAD	13
FAMILY HEALTH CENTRE KADANGODE	12
FAMILY HEALTH CENTRE PARAPPUKKARA	12
FAMILY HEALTH CENTRE THEKKUMKARA	12
FAMILY HEALTH CENTRE VARANDARAPPILLY	12
FAMILY HEALTH CENTRE MAMBRA	11
FAMILY HEALTH CENTRE PARALAM	11
FAMILY HEALTH CENTRE POOKODE	11
FAMILY HEALTH CENTRE POOMALA	11
FAMILY HEALTH CENTRE THIRUVILWAMALA	10
FAMILY HEALTH CENTRE ALOOR	9
FAMILY HEALTH CENTRE NENMANIKKARA	9
FAMILY HEALTH CENTRE THALIKULAM	9

3.1 eHealth Performance - Reception Module

Reception Module is considered to be functional in an institution only if the number of total visits for the month is of minimum 500.

District	Institution Count	Institutions with Reception	% of institutions with Reception
ALAPPUZHA	35	35	100.00%
IDUKKI	23	23	100.00%
KOLLAM	31	31	100.00%
THRISSUR	71	71	100.00%
KOZHIKODE	61	59	96.72%
WAYANAD	26	24	96.00%
KASARAGOD	24	23	95.83%
KANNUR	45	43	95.56%
PATHANAMTHITTA	20	19	95.00%
ERNAKULAM	73	69	94.52%
PALAKKAD	46	43	93.48%
MALAPPURAM	60	56	93.33%
THIRUVANANTHAPURAM	101	93	92.08%
KOTTAYAM	41	32	78.05%

3.2 e-Health Performance Trend



- UHID Visit % is calculated as $(UHID\ Visits / Total\ Visit) * 100$
- Consultation % is calculated as $(Doctor\ Consultation / OP\ Visits) * 100$
- Pharmacy % is calculated as $(Pharmacy\ Prescriptions / Total\ OP\ Visits) * 100$
- Lab % is calculated as $(Lab\ orders\ given\ by\ doctors / Total\ Lab\ Orders) * 100$
- Online % is calculated as $(Online\ appointments\ via\ web\ portal / Total\ OP\ Visits) * 100$

3.3 e-Health Performance Indicators

Hospital	UHID Visit %	Consultation %	Pharmacy Prescriptions %	% of Lab Orders given by Doctors
FAMILY HEALTH CENTRE THAIKKAD	96.97%	99.87%	99.71%	100.00%
FAMILY HEALTH CENTRE ENGANDIYUR	92.21%	99.37%	93.41%	100.00%
FAMILY HEALTH CENTRE ARTHAT	91.19%	99.85%	96.28%	96.79%
FAMILY HEALTH CENTRE EDAVILANGU	86.89%	99.71%	89.38%	95.37%
FAMILY HEALTH CENTRE POOMANGALAM	79.68%	99.15%	88.36%	87.15%
URBAN FAMILY HEALTH CENTRE PORKALANGAD	77.81%	85.94%	70.33%	53.72%
URBAN PRIMARY HEALTH CENTRE ANAPUZHA	77.33%	98.30%	83.03%	95.80%
URBAN FAMILY HEALTH CENTRE V R PURAM	77.04%	91.51%	84.08%	100.00%
FAMILY HEALTH CENTRE PORKULAM	75.04%	74.19%	59.22%	11.65%
FAMILY HEALTH CENTRE MELOOR	71.89%	60.56%	38.06%	36.24%
FAMILY HEALTH CENTRE VENKITANGU	70.34%	95.66%	83.43%	61.45%
FAMILY HEALTH CENTRE CHAMAKKALA	68.94%	92.74%	86.43%	82.69%
FAMILY HEALTH CENTRE NALUKETTU	67.91%	92.97%	87.89%	64.55%
FAMILY HEALTH CENTRE PANJAL	65.10%	91.76%	84.84%	54.81%
URBAN PRIMARY HEALTH CENTRE KACHERY	64.96%	88.51%	75.43%	5.36%
FAMILY HEALTH CENTRE AYYANTHOLE	64.34%	94.60%	81.30%	60.58%
FAMILY HEALTH CENTRE KAIPAMANGALAM	63.29%	95.68%	73.25%	60.08%
FAMILY HEALTH CENTRE POOKODE	63.13%	99.39%	80.06%	29.24%
FAMILY HEALTH CENTRE P.VEMBELLUR	62.28%	60.69%	41.47%	32.16%
FAMILY HEALTH CENTRE VELOOKKARA	62.16%	90.66%	86.26%	64.07%
FAMILY HEALTH CENTRE NENMANIKKARA	61.61%	99.29%	85.76%	44.63%
COMMUNITY HEALTH CENTRE PAZHANJI	60.90%	97.38%	0.02%	59.50%
FAMILY HEALTH CENTRE POOMALA	60.68%	86.52%	70.70%	41.55%
FAMILY HEALTH CENTRE KOOLIMUTTOM	60.62%	89.46%	81.63%	76.77%
FAMILY HEALTH CENTRE MANALLOOR	60.58%	99.92%	82.25%	53.87%
TALUK HEADQUARTERS HOSPITAL CHAVAKKAD	60.41%	71.96%	26.60%	78.30%
FAMILY HEALTH CENTRE NATTIKA	60.16%	99.44%	85.25%	71.96%
FAMILY HEALTH CENTRE THALIKULAM	59.52%	97.50%	76.65%	63.00%
FAMILY HEALTH CENTRE ADAT	58.94%	84.72%	76.31%	100.00%
FAMILY HEALTH CENTRE KARALAM	58.33%	96.67%	87.11%	83.08%
FAMILY HEALTH CENTRE MADAVANA	57.09%	97.26%	87.03%	69.47%
FAMILY HEALTH CENTRE DESAMANGALAM	55.79%	99.50%	85.55%	76.88%
FAMILY HEALTH CENTRE POYYA	55.29%	96.97%	84.04%	74.12%
URBAN FAMILY HEALTH CENTRE GOSAYIKUNNU	54.54%	87.19%	81.21%	75.56%
FAMILY HEALTH CENTRE KUZHOOR	54.20%	97.04%	89.32%	100.00%
FAMILY HEALTH CENTRE METHALA	52.50%	88.38%	85.77%	89.05%
FAMILY HEALTH CENTRE ELANAD	51.93%	98.40%	92.22%	63.24%
COMMUNITY HEALTH CENTRE MULLASSERY	49.47%	65.95%	0.00%	85.18%
FAMILY HEALTH CENTRE VETTELAPPARA	49.11%	95.49%	87.98%	73.20%
URBAN FAMILY HEALTH CENTRE GURUVAYOOR	48.77%	65.18%	48.50%	44.52%
FAMILY HEALTH CENTRE ALOOR	46.15%	97.68%	80.51%	66.02%
FAMILY HEALTH CENTRE THEKKUMKARA	45.82%	94.43%	83.49%	26.35%
FAMILY HEALTH CENTRE PUNNAYUR	45.73%	94.41%	81.04%	80.45%

3.3 e-Health Performance Indicators

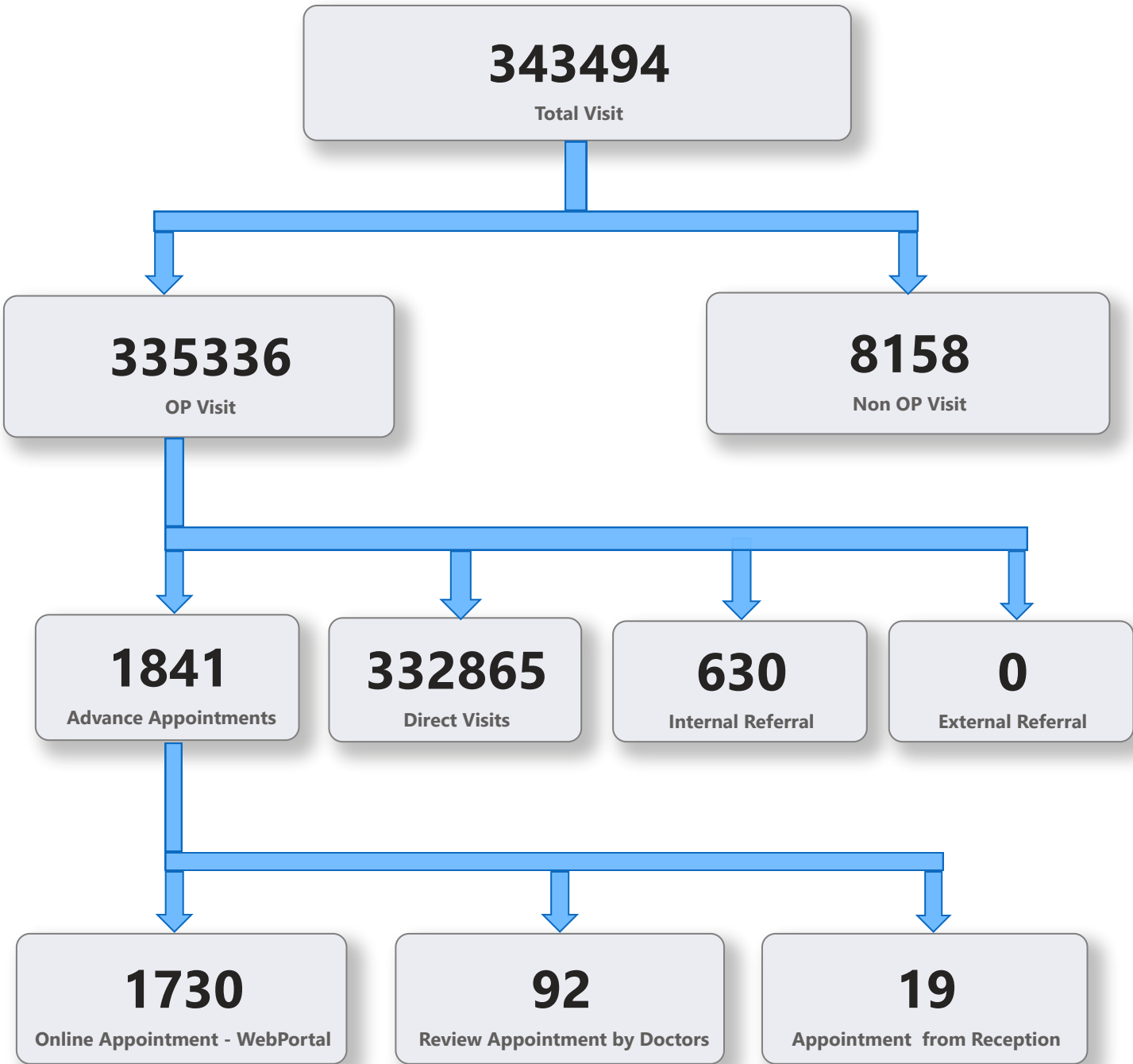
Hospital	UHID Visit %	Consultation %	Pharmacy Prescriptions %	% of Lab Orders given by Doctors
GENERAL HOSPITAL THRISSUR	4.84%	26.73%	5.24%	4.20%
COMMUNITY HEALTH CENTRE CHERPU	6.32%	0.11%	0.00%	0.00%
FAMILY HEALTH CENTRE KAKKAD	8.94%	99.20%	84.42%	40.73%
URBAN FAMILY HEALTH CENTRE PARAVATTANI	12.65%	32.57%	25.22%	20.81%
FAMILY HEALTH CENTRE MULLURKARA	13.73%	81.69%	47.80%	46.85%
FAMILY HEALTH CENTRE VANIYAMAPARA	21.62%	88.96%	56.50%	0.00%
TALUK HOSPITAL PUDUKAD	22.71%	60.20%	25.12%	37.65%
FAMILY HEALTH CENTRE THIRUVILWAMALA	23.62%	96.22%	64.11%	100.00%
FAMILY HEALTH CENTRE VELUR	25.81%	98.83%	86.65%	89.94%
FAMILY HEALTH CENTRE PAMBOOR	27.95%	48.09%	15.85%	0.61%
FAMILY HEALTH CENTRE MADAKATHARA	29.92%	84.69%	53.35%	40.98%
FAMILY HEALTH CENTRE MUNDUR	30.71%	78.32%	74.43%	26.66%
FAMILY HEALTH CENTRE VALLACHIRA	31.66%	37.45%	35.28%	15.79%
FAMILY HEALTH CENTRE PATTIKKAD	33.77%	57.90%	28.17%	1.05%
FAMILY HEALTH CENTRE THRIKKUR	33.87%	97.74%	81.98%	70.96%
FAMILY HEALTH CENTRE MAMBRA	34.82%	96.63%	88.26%	53.31%
FAMILY HEALTH CENTRE VALLATHOL NAGAR	34.84%	66.99%	62.85%	24.67%
FAMILY HEALTH CENTRE PARAPPUKKARA	35.34%	89.17%	84.03%	44.51%
FAMILY HEALTH CENTRE PARALAM	35.93%	87.56%	75.51%	73.01%
FAMILY HEALTH CENTRE VARANDARAPPILLY	37.38%	99.25%	74.05%	47.26%
FAMILY HEALTH CENTRE KONDAZHY	37.88%	98.48%	91.49%	0.00%
FAMILY HEALTH CENTRE VATANAPPALLY	39.90%	0.00%	0.00%	0.00%
FAMILY HEALTH CENTRE NADATHARA	40.86%	61.00%	56.28%	34.62%
FAMILY HEALTH CENTRE KODAKARA	41.32%	62.64%	59.60%	21.21%
FAMILY HEALTH CENTRE VELLANIKKARA	41.98%	2.37%	1.66%	100.00%
FAMILY HEALTH CENTRE KADANGODE	42.14%	97.13%	37.25%	71.23%
FAMILY HEALTH CENTRE PARIYARAM THRISSUR	44.93%	94.97%	80.94%	87.78%
FAMILY HEALTH CENTRE VILVATTOM	45.03%	98.68%	92.69%	87.64%
FAMILY HEALTH CENTRE PUNNAYUR	45.73%	94.41%	81.04%	80.45%
FAMILY HEALTH CENTRE THEKKUMKARA	45.82%	94.43%	83.49%	26.35%
FAMILY HEALTH CENTRE ALOOR	46.15%	97.68%	80.51%	66.02%
URBAN FAMILY HEALTH CENTRE GURUVAYOOR	48.77%	65.18%	48.50%	44.52%
FAMILY HEALTH CENTRE VETTELAPPARA	49.11%	95.49%	87.98%	73.20%
COMMUNITY HEALTH CENTRE MULLASSERY	49.47%	65.95%	0.00%	85.18%
FAMILY HEALTH CENTRE ELANAD	51.93%	98.40%	92.22%	63.24%
FAMILY HEALTH CENTRE METHALA	52.50%	88.38%	85.77%	89.05%
FAMILY HEALTH CENTRE KUZHOOR	54.20%	97.04%	89.32%	100.00%
URBAN FAMILY HEALTH CENTRE GOSAYIKUNNU	54.54%	87.19%	81.21%	75.56%
FAMILY HEALTH CENTRE POYYA	55.29%	96.97%	84.04%	74.12%
FAMILY HEALTH CENTRE DESAMANGALAM	55.79%	99.50%	85.55%	76.88%
FAMILY HEALTH CENTRE MADAVANA	57.09%	97.26%	87.03%	69.47%
FAMILY HEALTH CENTRE KARALAM	58.33%	96.67%	87.11%	83.08%

4. Status of Modules Usage in Hospitals

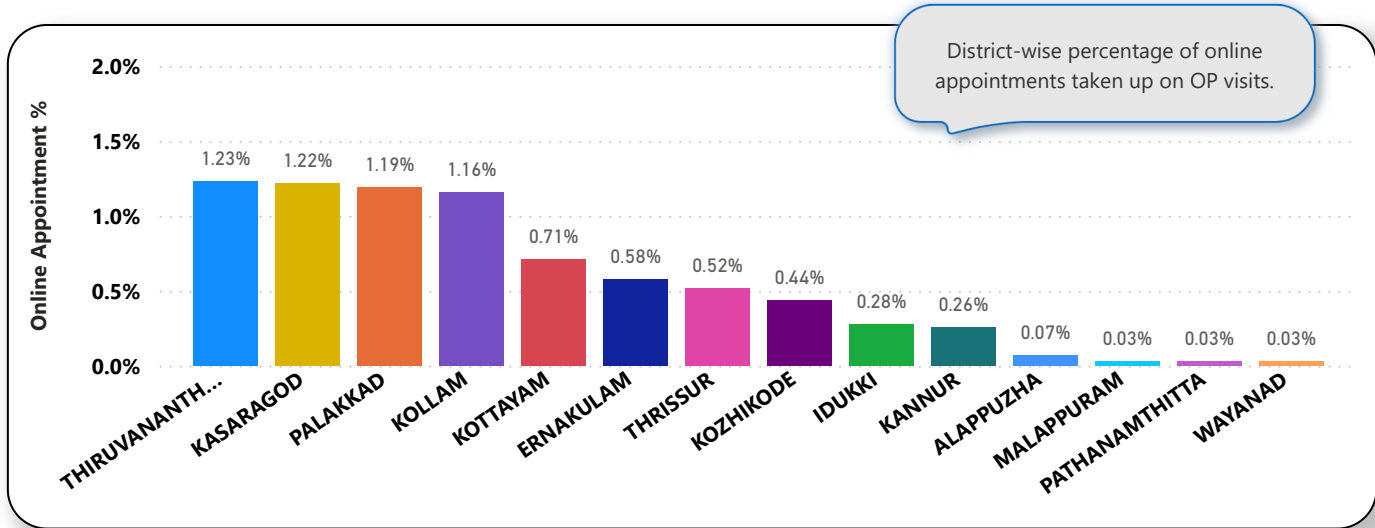
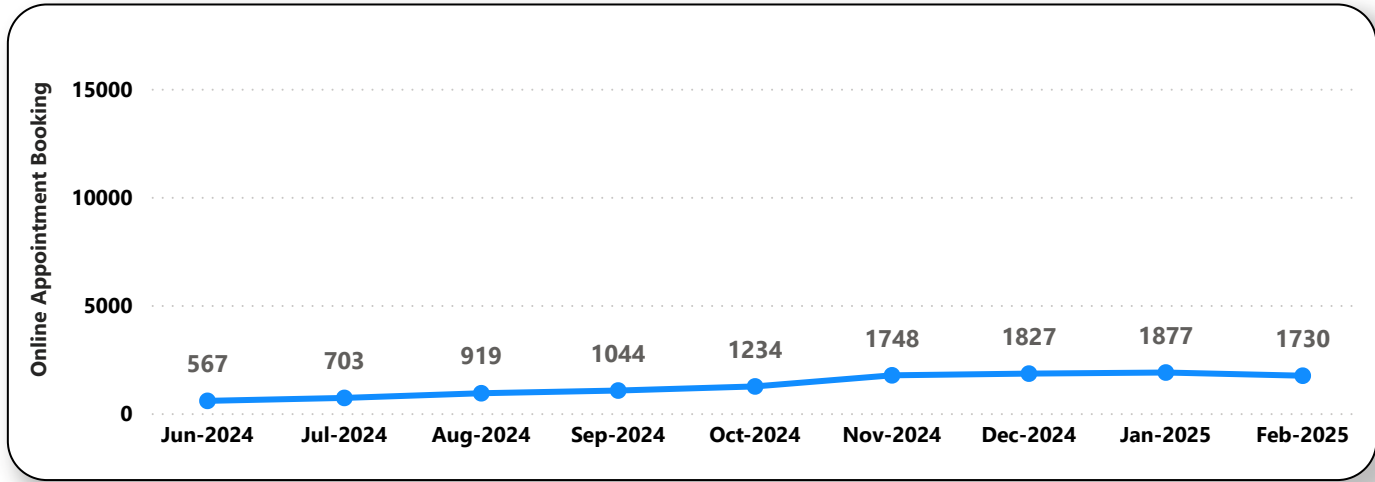
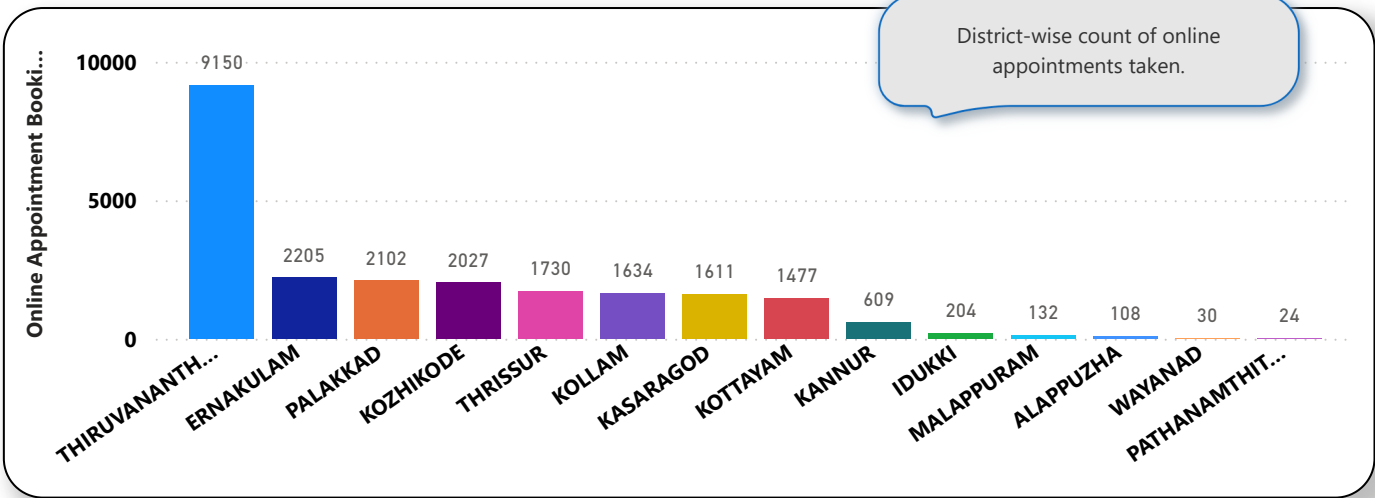
District wise status of live institutions and the count of various modules [Reception, OP Consultation, Lab, Pharmacy] started / functional.

District	Live Institutions	Reception	Consultation	Pharmacy	Lab
THIRUVANANTHAPURAM	101	93 (92%)	88 (87%)	77 (76%)	79 (78%)
ERNAKULAM	73	69 (95%)	54 (74%)	36 (49%)	34 (47%)
THRISSUR	71	71 (100%)	68 (96%)	65 (92%)	66 (93%)
KOZHIKODE	61	59 (97%)	56 (92%)	53 (87%)	52 (85%)
MALAPPURAM	60	56 (93%)	54 (90%)	49 (82%)	47 (78%)
KANNUR	45	43 (96%)	38 (84%)	34 (76%)	29 (64%)
PALAKKAD	45	43 (96%)	41 (91%)	38 (84%)	37 (82%)
KOTTAYAM	40	32 (80%)	30 (75%)	29 (73%)	27 (68%)
ALAPPUZHA	35	35 (100%)	35 (100%)	35 (100%)	33 (94%)
KOLLAM	31	31 (100%)	30 (97%)	30 (97%)	29 (94%)
WAYANAD	26	24 (92%)	23 (88%)	22 (85%)	21 (81%)
KASARAGOD	24	23 (96%)	22 (92%)	19 (79%)	16 (67%)
IDUKKI	23	23 (100%)	22 (96%)	22 (96%)	18 (78%)
PATHANAMTHITTA	20	19 (95%)	18 (90%)	18 (90%)	16 (80%)
Total	655	621 (95%)	579 (88%)	527 (80%)	504 (77%)

5. Appointment Booking in Hospitals (except Medical Colleges)



5. 1 Online Appointment Booking in Hospitals (except Medical Colleges)



6. eHealth Performance - Reach

Reach indicates the percentage of population availing services through eHealth. The formula used to calculate is (Number of UHID registered / Population) * 100 %.

