

### 1. eHealth Kerala - Vital Statistics

Hospital Type	Live Institutions
Family Health Centre	57
Community Health Centre	17
Urban Primary Health Centre	7
Medical College Hospital	4
Primary Health Centre	4
Taluk Hospital	4
District Hospital	2
General Hospital	2
Specialty Hospital	2
Taluk Headquarters Hospital	2
District TB Centre	1
Empanelled Diagnostic Centre	1
Government Dispensary	1
Public Health Laboratory	1
Specialty Hospital - Child Development	1
Specialty Hospital - Pulmonary Medicine	1
Specialty Hospital - Women Children	1
<b>Total</b>	<b>108</b>

## 2. eHealth - District Ranking Matrix Based on Performance of all Institutions (except Medical Colleges)

The ranking matrix showcases the performance of districts in providing eHealth services through all institutions (excluding Medical Colleges) based on six different parameters.

These parameters include:

1. Number of institutions where the reception module is currently using.
2. Percentage of UHID Visits.
3. Percentage of Doctor Consultations.
4. Percentage of Pharmacy Prescriptions by doctors.
5. Percentage of lab orders through doctors.
6. Number of Live Institutions.

Weightage is assigned to the percentages calculated in intervals of 10. The rank is determined based on the sum of these weightages.

The top-performing districts should aim to maintain their positions, while the average and low-performing districts should strive to reach the 'top four' league.

The ranking matrix for the current month, February 2025, along with the previous two months, is provided in the table below.

District	December	January	February
IDUKKI	1	1	1
WAYANAD	1	1	1
PALAKKAD	2	2	2
THRISSUR	3	3	3
ALAPPUZHA	5	3	4
MALAPPURAM	4	4	5
KOLLAM	6	5	6
KOZHIKODE	6	6	6
PATHANAMTHITTA	7	7	6
KANNUR	7	8	7
KASARAGOD	8	7	7
KOTTAYAM	6	8	8
THIRUVANANTHAPURAM	9	9	8
ERNAKULAM	10	10	9

- Best performing
- Average performing
- Low performing

## 3. eHealth - Institution Level Ranking (except Medical Colleges)

Hospital	Rank
FAMILY HEALTH CENTRE VEERANAKAVU	1
FAMILY HEALTH CENTRE PARASUVAIKKAL PARASALA	2
FAMILY HEALTH CENTRE KALLIKKAD NEW	3
FAMILY HEALTH CENTRE MADAVOOR	3
URBAN PRIMARY HEALTH CENTRE MAMBAZHAKKARA	3
FAMILY HEALTH CENTRE PERUMPAZHUTHOOR	4
FAMILY HEALTH CENTRE POOZHANAD	4
FAMILY HEALTH CENTRE ANAKUDY	5
FAMILY HEALTH CENTRE CHERUNNIYOOR	5
FAMILY HEALTH CENTRE KOLLAYIL	5
FAMILY HEALTH CENTRE PULIMATH	5
PRIMARY HEALTH CENTRE VELLAYANI	5
FAMILY HEALTH CENTRE KARAKULAM	6
FAMILY HEALTH CENTRE POZHIOOR	6
FAMILY HEALTH CENTRE AMACHAL NEW	7
FAMILY HEALTH CENTRE CHEMBOOR	7
FAMILY HEALTH CENTRE KUTTICAL	7
FAMILY HEALTH CENTRE MALAYADI	7
FAMILY HEALTH CENTRE MUKKOLA	7
FAMILY HEALTH CENTRE THONIPARA	7
FAMILY HEALTH CENTRE ANAD	8
FAMILY HEALTH CENTRE KOTTUKAL	8
FAMILY HEALTH CENTRE MARANALLOOR	8
FAMILY HEALTH CENTRE PANA VOOR	8
FAMILY HEALTH CENTRE PARANIYAM	8
FAMILY HEALTH CENTRE THOLICODE	8
URBAN PRIMARY HEALTH CENTRE CHALAI	8
FAMILY HEALTH CENTRE EDAVA	9
FAMILY HEALTH CENTRE KADAKAMPALLY	9
FAMILY HEALTH CENTRE KUNNATHUKAL	9
PRIMARY HEALTH CENTRE KALLIYOOR	9
URBAN PRIMARY HEALTH CENTRE POOVATHOOR	9
URBAN HEALTH CENTRE MANNANTHALA	10
COMMUNITY HEALTH CENTRE PERUMKADAVILA	11
FAMILY HEALTH CENTRE ARUVIKKARA	11
COASTAL SPECIALITY HOSPITAL VALIYATHURA	12
COMMUNITY HEALTH CENTRE ANDOORKONAM	12

Hospital	Rank
COMMUNITY HEALTH CENTRE VELLANAD	38
FAMILY HEALTH CENTRE VELI	38
MENTAL HEALTH CENTRE PEROORKADA	37
FAMILY HEALTH CENTRE MANICKAL	36
COMMUNITY HEALTH CENTRE ANCHUTHENGU	35
FAMILY HEALTH CENTRE UZHAMALAKKAL	35
INTEGRATED FAMILY HEALTH CENTRE PANGAPPARA	34
TALUK HOSPITAL ATTINGAL	33
DISTRICT HOSPITAL NEDUMANGAD	32
TALUK HEADQUARTERS HOSPITAL CHIRAYINKEEZH	32
TALUK HOSPITAL FORT THIRUVANANTHAPURAM	32
COMMUNITY HEALTH CENTRE POOVAR	31
SECRETARIAT HEALTH CENTRE THIRUVANANTHAPURAM	31
WOMEN AND CHILDREN HOSPITAL THYCAUD	31
COMMUNITY HEALTH CENTRE KANYAKULANGARA	30
COMMUNITY HEALTH CENTRE VILAPPIL	30
GENERAL HOSPITAL THIRUVANANTHAPURAM	30
TALUK HOSPITAL VITHURA	30
TALUK HOSPITAL NEMOM	29
GENERAL HOSPITAL NEYYATTINKARA	28
COMMUNITY HEALTH CENTRE PUTHENTHOPE	27
DISTRICT MODEL HOSPITAL PEROORKADA	27
TALUK HEADQUARTERS HOSPITAL VARKALA	27
CHEST DISEASES HOSPITAL PULAYANARKOTTAH	26
COMMUNITY HEALTH CENTRE PALODE	26
FAMILY HEALTH CENTRE KATTAKADA	26
COMMUNITY HEALTH CENTRE KALLARA	25
FAMILY HEALTH CENTRE VILAVOORKKAL	25
COMMUNITY HEALTH CENTRE ARYANAD	24
FAMILY HEALTH CENTRE KEEZHATTINGAL	24
FAMILY HEALTH CENTRE PERINGAMMALA	23
FAMILY HEALTH CENTRE POONTHURA	23
PRIMARY HEALTH CENTRE BHARATHANNOOR	23
FAMILY HEALTH CENTRE MANGALAPURAM	22
FAMILY HEALTH CENTRE PULLAMPARA	21

## 3.1 eHealth Performance - Reception Module

Reception Module is considered to be functional in an institution only if the number of total visits for the month is of minimum 500.

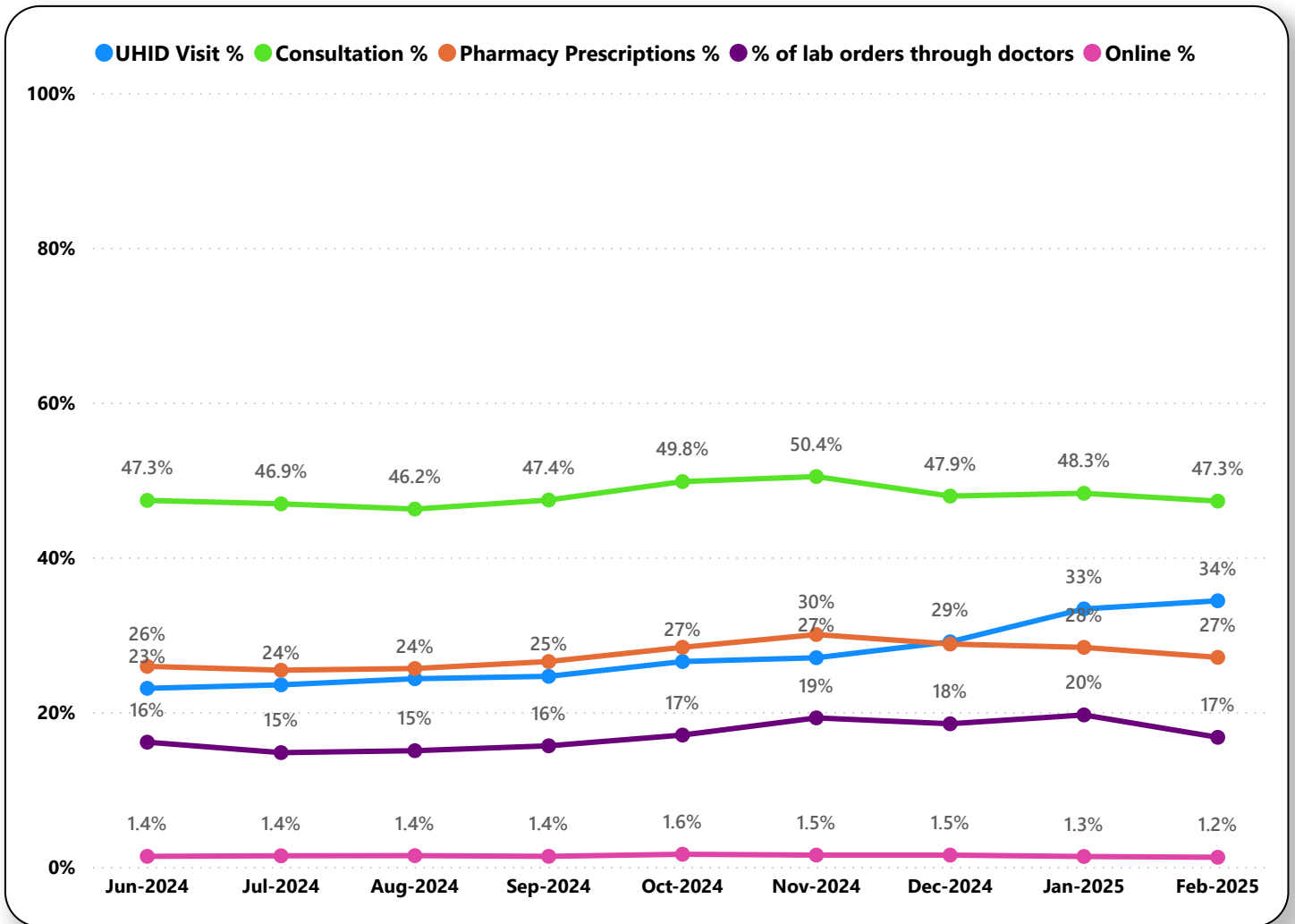
District	Institution Count	Institutions with Reception	% of institutions with Reception
ALAPPUZHA	35	35	100.00%
IDUKKI	23	23	100.00%
KOLLAM	31	31	100.00%
THRISSUR	71	71	100.00%
KOZHIKODE	61	59	96.72%
WAYANAD	26	24	96.00%
KASARAGOD	24	23	95.83%
KANNUR	45	43	95.56%
PATHANAMTHITTA	20	19	95.00%
ERNAKULAM	73	69	94.52%
PALAKKAD	46	43	93.48%
MALAPPURAM	60	56	93.33%
THIRUVANANTHAPURAM	101	93	92.08%
KOTTAYAM	41	32	78.05%

Hospital Name
URBAN HEALTH CENTRE MANNANTHALA
MENTAL HEALTH CENTRE PEROORKADA
INTEGRATED FAMILY HEALTH CENTRE PANGAPPARA
FAMILY HEALTH CENTRE VELI
FAMILY HEALTH CENTRE UZHAMALAKKAL
FAMILY HEALTH CENTRE MANICKAL
COMMUNITY HEALTH CENTRE VELLANAD
COMMUNITY HEALTH CENTRE ANCHUTHENGU
CHILD DEVELOPMENT CENTRE

Institutions where the reception module is either not started or not using



## 3.2 e-Health Performance Trend



- UHID Visit % is calculated as  $(UHID\ Visits / Total\ Visit) * 100$
- Consultation % is calculated as  $(Doctor\ Consultation / OP\ Visits) * 100$
- Pharmacy % is calculated as  $(Pharmacy\ Prescriptions / Total\ OP\ Visits) * 100$
- Lab % is calculated as  $(Lab\ orders\ given\ by\ doctors / Total\ Lab\ Orders) * 100$
- Online % is calculated as  $(Online\ appointments\ via\ web\ portal / Total\ OP\ Visits) * 100$

## 3.3 e-Health Performance Indicators

Hospital	UHID Visit %	Consultation %	Pharmacy Prescriptions %	% of Lab Orders given by Doctors
INTEGRATED FAMILY HEALTH CENTRE PANGAPPARA	100.00%	0.00%	0.00%	0.00%
FAMILY HEALTH CENTRE ANAKUDY	95.46%	91.01%	82.73%	31.53%
FAMILY HEALTH CENTRE PULIMATH	83.73%	92.58%	89.16%	42.86%
FAMILY HEALTH CENTRE PERUMPAZHUTHOOR	82.01%	87.34%	72.21%	73.61%
URBAN HEALTH CENTRE MANNANTHALA	76.64%	99.77%	93.64%	100.00%
FAMILY HEALTH CENTRE PULLAMPARA	75.18%	48.32%	18.83%	19.44%
FAMILY HEALTH CENTRE VEERANAKAVU	73.04%	93.04%	92.87%	89.49%
FAMILY HEALTH CENTRE KOTTUKAL	69.49%	99.30%	85.02%	36.34%
FAMILY HEALTH CENTRE PARASUVAIKKAL PARASALA	69.35%	94.79%	89.84%	100.00%
FAMILY HEALTH CENTRE KOLLAYIL	68.61%	97.32%	87.01%	61.29%
COMMUNITY HEALTH CENTRE ANCHUTHENGU	66.67%	0.00%	0.00%	0.00%
FAMILY HEALTH CENTRE POOZHANAD	66.13%	99.76%	86.49%	72.75%
FAMILY HEALTH CENTRE AMBOORI	65.95%	68.90%	64.26%	21.14%
FAMILY HEALTH CENTRE MARANALLOOR	63.71%	95.67%	81.24%	32.60%
FAMILY HEALTH CENTRE THONIPARA	63.35%	90.61%	78.59%	58.00%
FAMILY HEALTH CENTRE KARAVARAM	62.65%	78.95%	36.92%	21.06%
FAMILY HEALTH CENTRE KALLIKKAD NEW	62.51%	99.58%	84.15%	86.88%
FAMILY HEALTH CENTRE MALAYADI	62.27%	94.74%	85.51%	46.40%
FAMILY HEALTH CENTRE PERINGAMMALA	60.77%	56.07%	1.32%	6.12%
FAMILY HEALTH CENTRE AMACHAL NEW	60.33%	99.80%	70.25%	51.27%
FAMILY HEALTH CENTRE CHEMBOOR	59.65%	99.56%	78.65%	65.12%
FAMILY HEALTH CENTRE THOLICODE	59.26%	91.57%	70.22%	54.78%
FAMILY HEALTH CENTRE PANA VOOR	58.96%	83.16%	79.51%	61.38%
FAMILY HEALTH CENTRE VETTOOR	58.59%	58.58%	25.68%	64.19%
COMMUNITY HEALTH CENTRE PALLICKAL	58.45%	83.47%	64.78%	36.50%
FAMILY HEALTH CENTRE CHERUNNIYOOR	57.41%	96.11%	67.43%	100.00%
URBAN PRIMARY HEALTH CENTRE MAMBAZHAKKARA	56.74%	99.70%	85.21%	100.00%
COMMUNITY HEALTH CENTRE ARYANAD	54.84%	43.13%	5.48%	15.45%
COMMUNITY HEALTH CENTRE VENPAKAL	54.02%	77.46%	42.62%	14.29%
URBAN PRIMARY HEALTH CENTRE CHALAI	53.30%	79.35%	51.00%	100.00%
FAMILY HEALTH CENTRE ARUVIKKARA	53.30%	87.38%	56.21%	51.72%
FAMILY HEALTH CENTRE CHEMMARUTHY	53.09%	69.58%	46.14%	1.90%
FAMILY HEALTH CENTRE KUTTICHAL	51.87%	98.42%	80.48%	56.25%
FAMILY HEALTH CENTRE MUKKOLA	51.11%	96.02%	87.22%	55.41%
FAMILY HEALTH CENTRE MADAVOOR	50.73%	92.16%	81.28%	100.00%
FAMILY HEALTH CENTRE ANAD	50.51%	86.40%	81.31%	55.96%
PRIMARY HEALTH CENTRE KALLIYOOR	50.41%	82.77%	73.51%	51.29%
FAMILY HEALTH CENTRE EDAVA	50.27%	90.88%	85.35%	31.63%
COMMUNITY HEALTH CENTRE VELLARADA	48.74%	44.38%	30.57%	41.12%
FAMILY HEALTH CENTRE MUDAKKAL	47.57%	84.14%	18.41%	71.76%
FAMILY HEALTH CENTRE KUNNATHUKAL	47.15%	98.15%	83.41%	40.47%
FAMILY HEALTH CENTRE KILIMANOOR	47.05%	92.22%	71.92%	24.12%
PRIMARY HEALTH CENTRE VELLAYANI	46.92%	99.90%	88.54%	81.87%

## 3.3 e-Health Performance Indicators

Hospital	UHID Visit %	Consultation %	Pharmacy Prescriptions %	% of Lab Orders given by Doctors
COMMUNITY HEALTH CENTRE VELLANAD	0.00%	0.00%	0.00%	0.00%
FAMILY HEALTH CENTRE VELI	0.00%	0.00%	0.00%	0.00%
FAMILY HEALTH CENTRE POONTHURA	1.60%	42.02%	15.71%	63.64%
FAMILY HEALTH CENTRE VILAVOORKKAL	3.06%	56.31%	28.35%	29.63%
TALUK HOSPITAL ATTINGAL	5.01%	0.00%	0.00%	0.00%
MENTAL HEALTH CENTRE PEROORKADA	6.12%	15.31%	1.02%	0.00%
FAMILY HEALTH CENTRE PUTHUKURICHY	7.34%	80.21%	52.81%	0.00%
COMMUNITY HEALTH CENTRE PUTHENTHOPE	12.59%	56.17%	13.57%	3.68%
FAMILY HEALTH CENTRE UZHAMALAKKAL	14.77%	53.42%	0.68%	0.00%
DISTRICT HOSPITAL NEDUMANGAD	14.97%	8.29%	0.00%	0.11%
TALUK HOSPITAL FORT THIRUVANANTHAPURAM	15.18%	0.00%	0.00%	0.00%
TALUK HEADQUARTERS HOSPITAL CHIRAYINKEEZH	15.35%	2.06%	0.00%	0.00%
PRIMARY HEALTH CENTRE BHARATHANNOOR	16.53%	19.52%	0.00%	100.00%
FAMILY HEALTH CENTRE JAGATHY	16.95%	88.12%	72.63%	40.03%
COASTAL SPECIALITY HOSPITAL VALIYATHURA	18.30%	82.64%	46.06%	100.00%
FAMILY HEALTH CENTRE VEMBAYAM	20.49%	96.70%	78.00%	36.36%
WOMEN AND CHILDREN HOSPITAL THYCAUD	21.84%	18.42%	0.01%	0.96%
TALUK HOSPITAL NEMOM	22.34%	20.40%	12.73%	2.28%
DISTRICT TB CENTRE THIRUVANANTHAPURAM	22.80%	81.18%	26.75%	100.00%
FAMILY HEALTH CENTRE THONNAKKAL	23.08%	96.92%	75.01%	28.94%
COMMUNITY HEALTH CENTRE IRANIMUTTOM	24.34%	96.10%	61.92%	35.15%
FAMILY HEALTH CENTRE MANICKAL	25.81%	0.00%	0.00%	0.00%
COMMUNITY HEALTH CENTRE ANDOORKONAM	25.96%	93.22%	61.44%	56.50%
FAMILY HEALTH CENTRE CHENKAL	26.11%	91.60%	75.97%	36.47%
TALUK HEADQUARTERS HOSPITAL VARKALA	26.90%	54.41%	0.01%	2.49%
FAMILY HEALTH CENTRE VATTIYOORKAVU	28.27%	73.53%	63.70%	47.84%
FAMILY HEALTH CENTRE PERUMATHURA	29.68%	86.67%	65.58%	53.59%
FAMILY HEALTH CENTRE KADAKAMPALLY	29.74%	99.25%	88.38%	61.44%
URBAN PRIMARY HEALTH CENTRE THRIKKANNAPURAM	29.79%	63.05%	47.00%	47.23%
FAMILY HEALTH CENTRE KEEZHATTINGAL	29.98%	43.41%	36.07%	10.64%
DISTRICT MODEL HOSPITAL PEROORKADA	30.17%	33.89%	14.56%	0.68%
GENERAL HOSPITAL THIRUVANANTHAPURAM	31.33%	15.05%	5.05%	4.45%
FAMILY HEALTH CENTRE MANGALAPURAM	31.67%	59.98%	35.44%	15.95%
COMMUNITY HEALTH CENTRE KANYAKULANGARA	32.07%	11.94%	3.12%	0.86%
COMMUNITY HEALTH CENTRE KESAVAPURAM	32.22%	81.11%	38.60%	46.79%
FAMILY HEALTH CENTRE PARANIYAM	34.55%	98.56%	54.45%	91.88%
FAMILY HEALTH CENTRE POZHIIYOOR	35.13%	99.71%	87.71%	81.14%
FAMILY HEALTH CENTRE KULATHOOR	35.34%	68.41%	40.76%	82.86%
SECRETARIAT HEALTH CENTRE THIRUVANANTHAPURAM	36.17%	8.02%	6.65%	0.00%
URBAN PRIMARY HEALTH CENTRE VATTIYOORKAVU	36.50%	25.29%	24.97%	100.00%

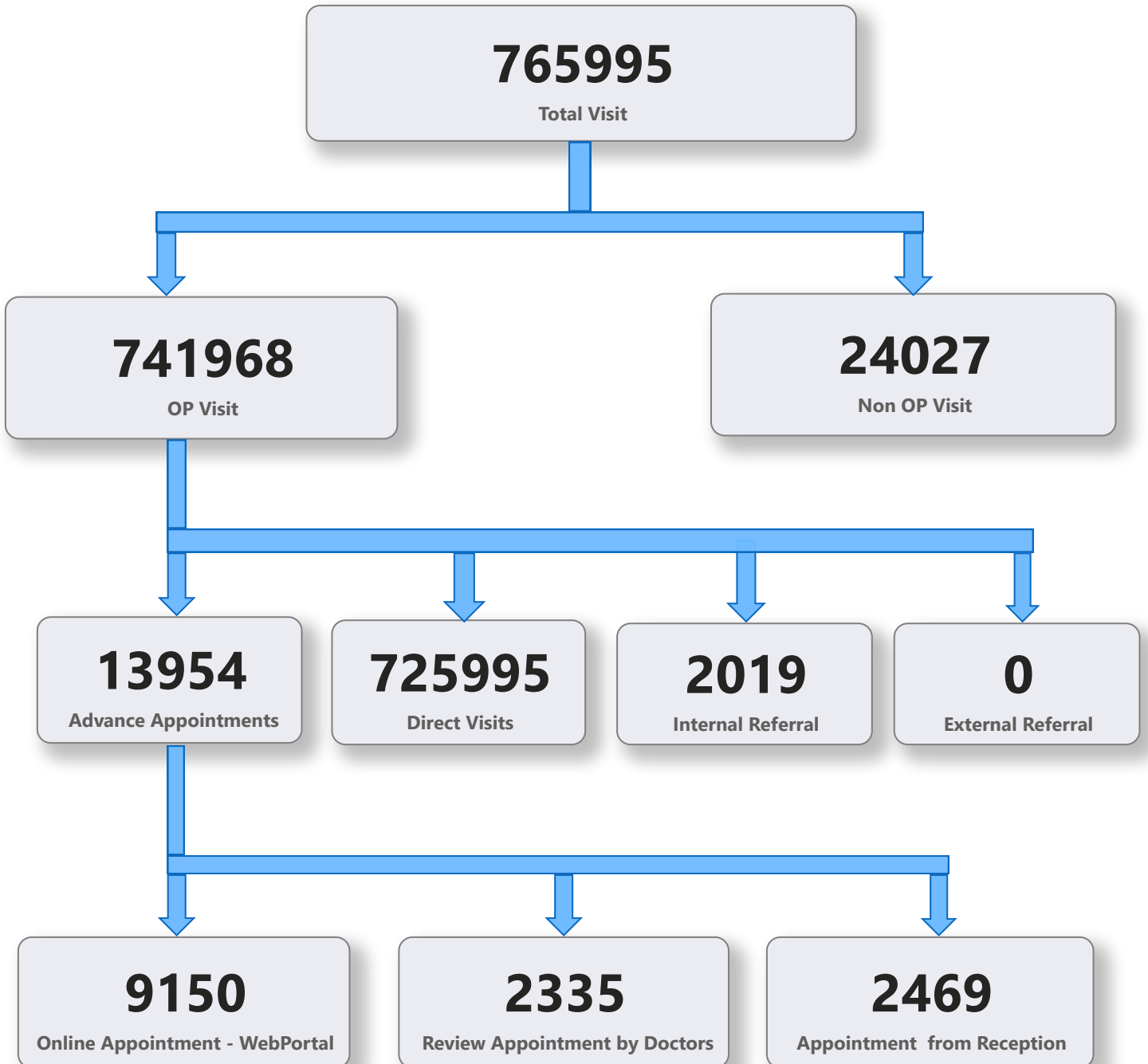
## 4. Status of Modules Usage in Hospitals

District wise status of live institutions and the count of various modules [Reception, OP Consultation, Lab, Pharmacy] started / functional.

District	Live Institutions	Reception	Consultation	Pharmacy	Lab
THIRUVANANTHAPURAM	101	93 (92%)	88 (87%)	77 (76%)	79 (78%)
ERNAKULAM	73	69 (95%)	54 (74%)	36 (49%)	34 (47%)
THRISSUR	71	71 (100%)	68 (96%)	65 (92%)	66 (93%)
KOZHIKODE	61	59 (97%)	56 (92%)	53 (87%)	52 (85%)
MALAPPURAM	60	56 (93%)	54 (90%)	49 (82%)	47 (78%)
KANNUR	45	43 (96%)	38 (84%)	34 (76%)	29 (64%)
PALAKKAD	45	43 (96%)	41 (91%)	38 (84%)	37 (82%)
KOTTAYAM	40	32 (80%)	30 (75%)	29 (73%)	27 (68%)
ALAPPUZHA	35	35 (100%)	35 (100%)	35 (100%)	33 (94%)
KOLLAM	31	31 (100%)	30 (97%)	30 (97%)	29 (94%)
WAYANAD	26	24 (92%)	23 (88%)	22 (85%)	21 (81%)
KASARAGOD	24	23 (96%)	22 (92%)	19 (79%)	16 (67%)
IDUKKI	23	23 (100%)	22 (96%)	22 (96%)	18 (78%)
PATHANAMTHITTA	20	19 (95%)	18 (90%)	18 (90%)	16 (80%)
<b>Total</b>	<b>655</b>	<b>621 (95%)</b>	<b>579 (88%)</b>	<b>527 (80%)</b>	<b>504 (77%)</b>

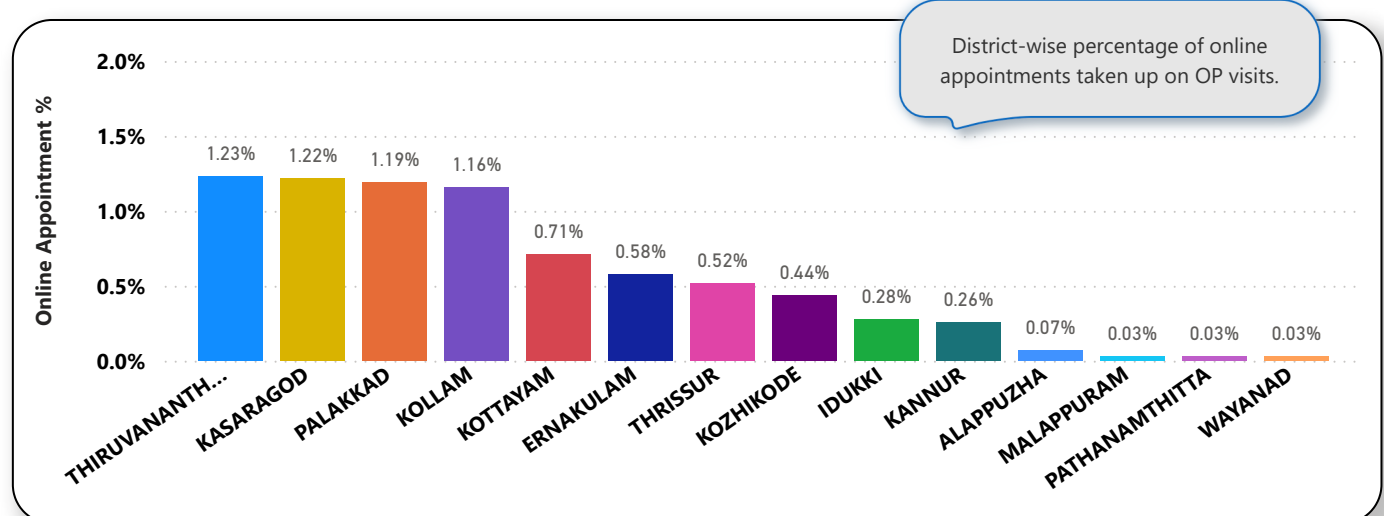
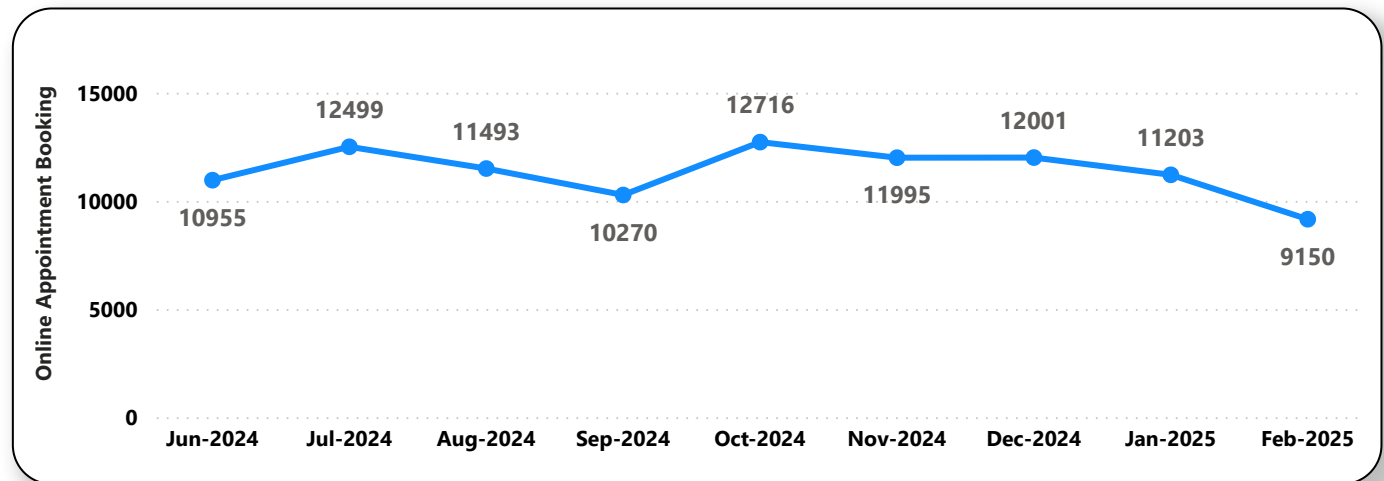
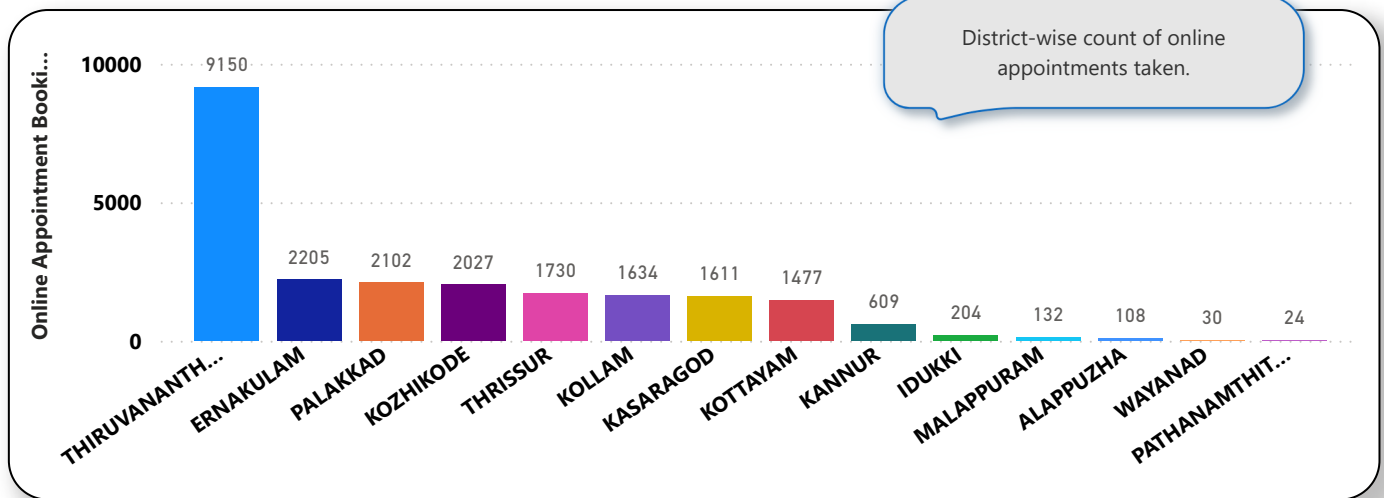


## 5. Appointment Booking in Hospitals (except Medical Colleges)





## 5. 1 Online Appointment Booking in Hospitals (except Medical Colleges)



## 6. eHealth Performance - Reach

Reach indicates the percentage of population availing services through eHealth. The formula used to calculate is  $(\text{Number of UHID registered} / \text{Population}) * 100 \%$ .

