

1. eHealth Kerala - Vital Statistics

Hospital Type	Live Institutions
Family Health Centre	487
Urban Primary Health Centre	50
Community Health Centre	39
Medical College Hospital	17
Taluk Headquarters Hospital	17
General Hospital	13
Taluk Hospital	13
District Hospital	11
Primary Health Centre	11
Specialty Hospital - Women Children	7
Public Health Laboratory	3
Specialty Hospital	2
District TB Centre	1
Empanelled Diagnostic Centre	1
Government Dispensary	1
Specialty Hospital - Child Development	1
Specialty Hospital - Mental Health	1
Specialty Hospital - Pulmonary Medicine	1
Total	676

2. eHealth - District Ranking Matrix Based on Performance of all Institutions (except Medical Colleges)

The ranking matrix showcases the performance of districts in providing eHealth services through all institutions (excluding Medical Colleges) based on six different parameters.

These parameters include:

1. Number of institutions where the reception module is currently using.

2. Percentage of UHID Visits.

3. Percentage of Doctor Consultations.

4. Percentage of Pharmacy Prescriptions by doctors.

5. Percentage of lab orders through doctors.

6. Number of Live Institutions.

Weightage is assigned to the percentages calculated in intervals of 10. The rank is determined based on the sum of these weightages.

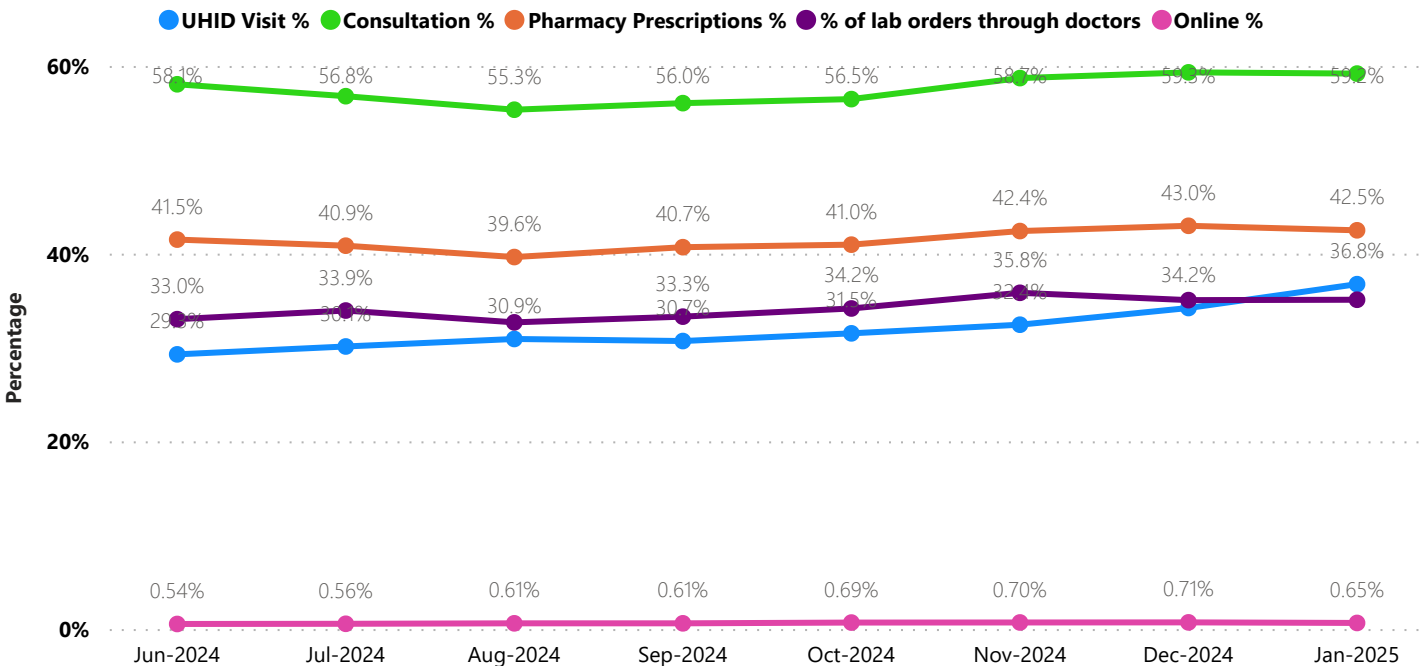
The top-performing districts should aim to maintain their positions, while the average and low-performing districts should strive to reach the 'top four' league.

The ranking matrix for the current month, January 2024, along with the previous two months, is provided in the table below.

District	November	December	January
IDUKKI	2	1	1
WAYANAD	1	1	1
PALAKKAD	2	2	2
ALAPPUZHA	5	5	3
THRISSUR	3	3	3
MALAPPURAM	4	4	4
KOLLAM	6	6	5
KOZHIKODE	7	6	6
KASARAGOD	9	8	7
PATHANAMTHITTA	7	7	7
KANNUR	8	7	8
KOTTAYAM	7	6	8
THIRUVANANTHAPURAM	8	9	9
ERNAKULAM	10	10	10

- Best performing
- Average performing
- Low performing

3. eHealth - State Performance Trend (except Medical Colleges)



3. eHealth - Institution Level Ranking (except Medical Colleges)

Hospital	State Rank
FAMILY HEALTH CENTRE ARTHAT	1
FAMILY HEALTH CENTRE ENGANDIYUR	1
FAMILY HEALTH CENTRE KALLARA	1
Family Health Centre Kavassery	1
FAMILY HEALTH CENTRE THAIKKAD	1
FAMILY HEALTH CENTRE VAZHOOR	1
FAMILY HEALTH CENTRE ENNAPPARA	2
Family Health Centre Keralassery	2
Family Health Centre Kizhakkencherry	2
family Health Centre Kuthanur	2
FAMILY HEALTH CENTRE MOONNILAVU	2
FAMILY HEALTH CENTRE NARANAMMOOZH	2
FAMILY HEALTH CENTRE PUNNAPRA NORTH	2
FAMILY HEALTH CENTRE PURAKKAD	2
FAMILY HEALTH CENTRE THOTTAPPALLY	2
FAMILY HEALTH CENTRE VETTAKKAL	2
FAMILY HEALTH CENTER NOOLPUZHA	3
FAMILY HEALTH CENTRE BRAHMAMANGALAM	3
FAMILY HEALTH CENTRE EDAVILANGU	3
FAMILY HEALTH CENTRE EZHUKONE	3
FAMILY HEALTH CENTRE KODIKULAM	3
FAMILY HEALTH CENTRE KUDAYATHUR	3
FAMILY HEALTH CENTRE KUMBADAJE	3
FAMILY HEALTH CENTRE MANNUR	3
FAMILY HEALTH CENTRE MELILA	3
FAMILY HEALTH CENTRE MOORKKANAD	3
Family Health Centre Ozhalapathy	3
FAMILY HEALTH CENTRE PADINJARATHARA	3
Family Health Centre Pallippuram	3
FAMILY HEALTH CENTRE PARASSINIKADAVU	3
FAMILY HEALTH CENTRE PERUMBALAM	3
FAMILY HEALTH CENTRE POZHUTHANA	3
FAMILY HEALTH CENTRE PULIKKAL	3
FAMILY HEALTH CENTRE SREENARAYANAPURAM	3
Family Health Centre Vaniyamkulam	3
FAMILY HEALTH CENTRE VEERANAKAVU	3
URBAN FAMILY HEALTH CENTRE V R PURAM	3

Hospital	State Rank
FAMILY HEALTH CENTRE BEGUR	43
FAMILY HEALTH CENTRE CHELLANAM	43
FAMILY HEALTH CENTRE CHERANELLOORE	43
Family Health Centre Kannambra	43
FAMILY HEALTH CENTRE KARUKACHAL	43
Family Health Centre Kottopadam	43
FAMILY HEALTH CENTRE MUNDANKUNNU	43
FAMILY HEALTH CENTRE NAYARAMBALM	43
Family Health Centre Nedumpuram	43
FAMILY HEALTH CENTRE PERUVANNAMUZH	43
FAMILY HEALTH CENTRE UZHAMALAKKAL	43
FAMILY HEALTH CENTRE VELI	43
MENTAL HEALTH CENTRE PEROORKADA	43
TALUK HEAD QUARTERS HOSPITAL KONDOTTY	43
TALUK HEADQUARTERS HOSPITAL CHANGANACHERRY	43
URBAN PRIMARY HEALTH CENTRE KOLASSERY	43
Family Health Centre Pattithara	42
COMMUNITY HEALTH CENTRE PAIKA	41
COMMUNITY HEALTH CENTRE ANCHUTHENGU	40
FAMILY HEALTH CENTRE VELLOOR	40
INTEGRATED FAMILY HEALTH CENTRE PANGAPPARA	39
COMMUNITY HEALTH CENTRE VALAYAM	38
COMMUNITY HEALTH CENTRE VELLANAD	38
FAMILY HEALTH CENTRE VATTAMKULAM	38
TALUK HEAD QUARTERS HOSPITAL VYTHIRI	38
TALUK HEADQUARTERS HOSPITAL KURAVILANGAD	38
TALUK HEADQUARTERS HOSPITAL VAIKOM	38
BLOCK FAMILY HEALTH CENTRE MARANCHERY	37
COMMUNITY HEALTH CENTRE CHERPU	37
DISTRICT HOSPITAL NILAMBUR	37
DISTRICT HOSPITAL KANNUR	37
DISTRICT HOSPITAL PERINTHALMANNA	37
FAMILY HEALTH CENTRE KOTTAYAM MALABAR	37
FAMILY HEALTH CENTRE KUTTAMPUZHA	37
TALUK HEAD QUARTERS HOSPITAL MALAPPURAM	37

3.1 eHealth Performance - Reception Module

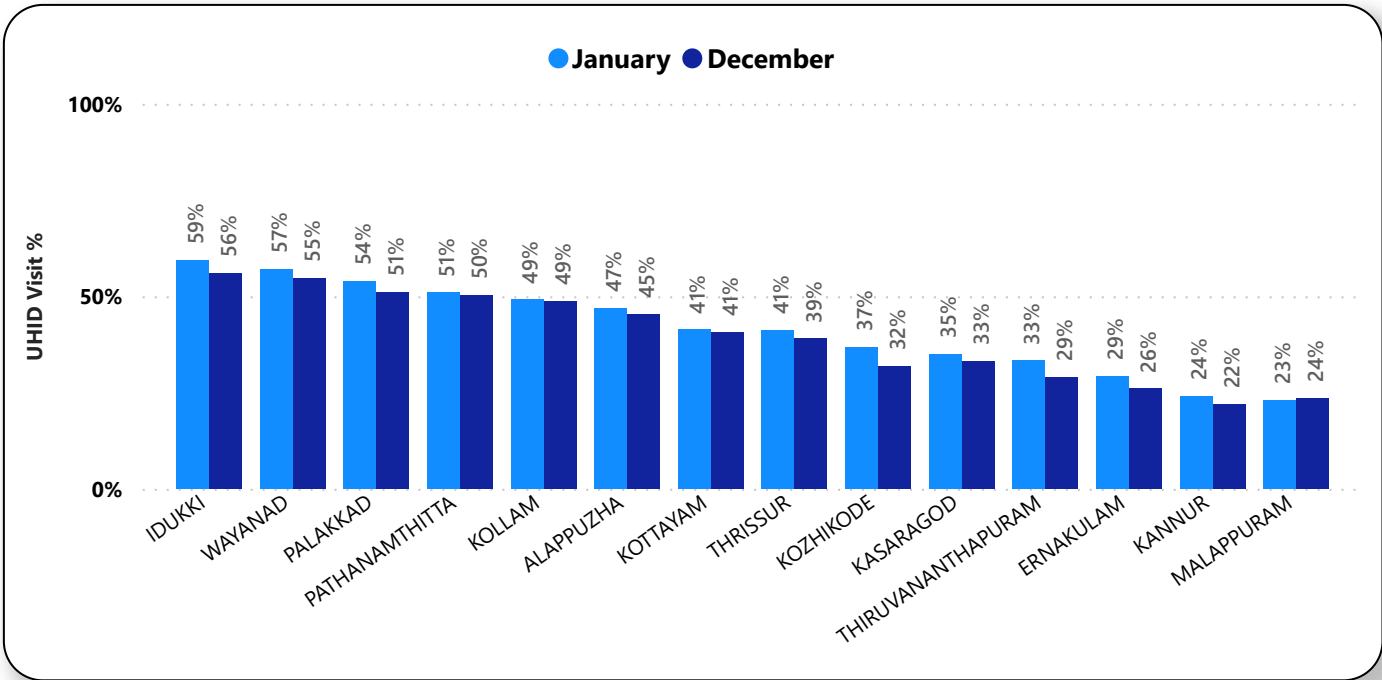
Reception Module is considered to be functional in an institution only if the number of total visits for the month is of minimum 500. The live institution count excludes CCRC and PH labs.

District	Live Institutions	Institutions with Reception	% of institutions with Reception
ALAPPUZHA	35	35	100%
IDUKKI	23	23	100%
KASARAGOD	24	24	100%
KOLLAM	31	31	100%
THRISSUR	71	71	100%
KOZHIKODE	61	59	97%
MALAPPURAM	59	57	97%
ERNAKULAM	73	70	96%
KANNUR	45	43	96%
PALAKKAD	46	43	93%
THIRUVANANTHAPURAM	101	94	93%
WAYANAD	26	24	92%
PATHANAMTHITTA	20	18	90%
KOTTAYAM	39	32	82%
Total	654	624	95%



3.2 e-Health Performance - UHID Visits

UHID Visit % is calculated as (UHID Visits / Total Visit ) \*100



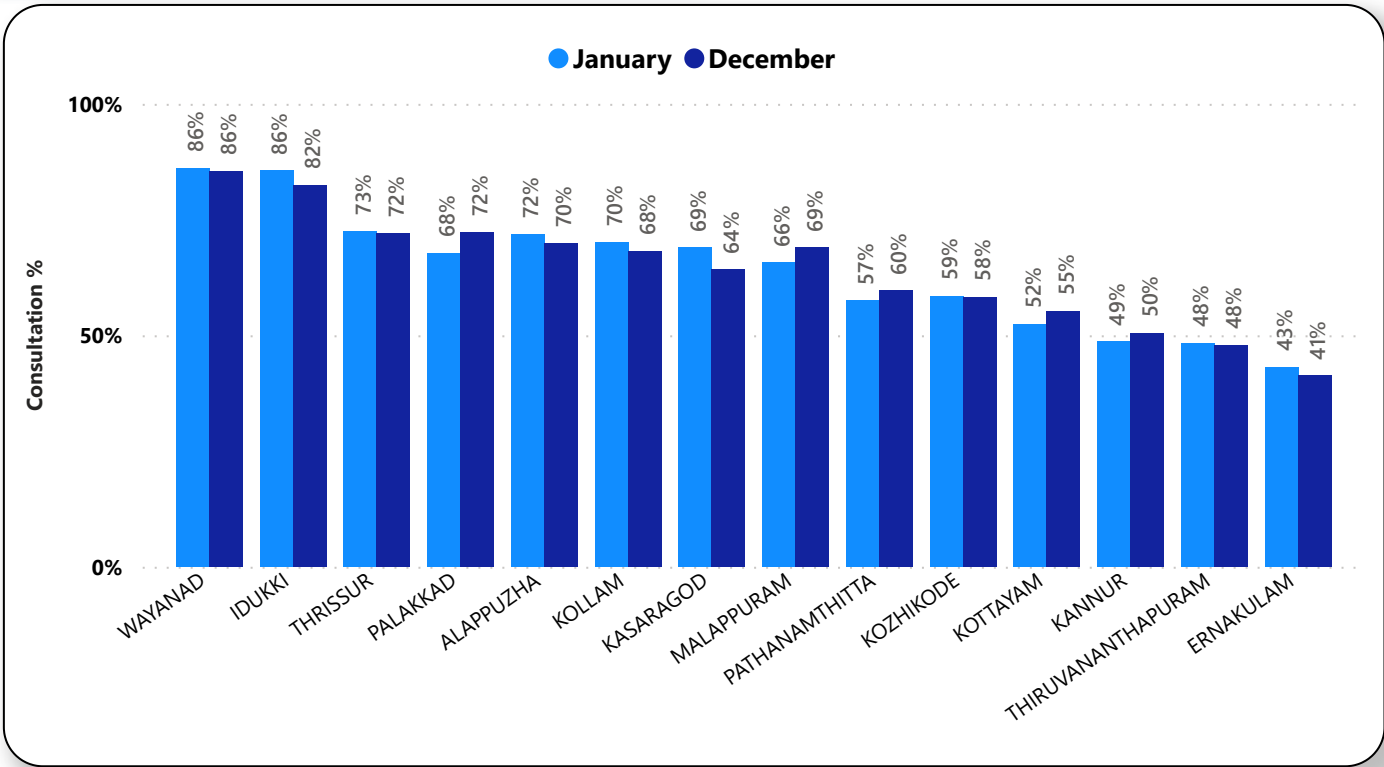
Institutions based on UHID Visits

Hospital	UHID Visit %
FAMILY HEALTH CENTRE VAZHOOR	99.80%
FAMILY HEALTH CENTRE THAIKKAD	97.32%
FAMILY HEALTH CENTRE ANAKUDY	96.08%
FAMILY HEALTH CENTRE ENGANDIYUR	94.22%
Family Health Centre Kavassery	93.53%
FAMILY HEALTH CENTRE KALLARA	91.65%
FAMILY HEALTH CENTRE UMMANNOOR	91.09%
FAMILY HEALTH CENTRE ARTHAT	90.70%
FAMILY HEALTH CENTRE MUNAMBAM	90.50%
FAMILY HEALTH CENTRE MEENACHIL	89.94%
FAMILY HEALTH CENTRE PURAKKAD	89.60%
FAMILY HEALTH CENTRE THOTTAPPALLY	89.35%
FAMILY HEALTH CENTRE ANICADU	89.18%
Family Health Centre Keralassery	89.09%
FAMILY HEALTH CENTRE BELLUR	88.62%
FAMILY HEALTH CENTRE VETTAKKAL	88.57%
FAMILY HEALTH CENTRE VELLAVOOR	88.16%

Hospital	UHID Visit %
BLOCK FAMILY HEALTH CENTRE MARANCHERY	0.00%
FAMILY HEALTH CENTRE BEGUR	0.00%
FAMILY HEALTH CENTRE CHELLANAM	0.00%
FAMILY HEALTH CENTRE CHERANELLOORE	0.00%
Family Health Centre Kannambra	0.00%
FAMILY HEALTH CENTRE KARUKACHAL	0.00%
Family Health Centre Kottopadam	0.00%
FAMILY HEALTH CENTRE MUNDANKUNNU	0.00%
FAMILY HEALTH CENTRE NAYARAMBALM	0.00%
Family Health Centre Nedumpuram	0.00%
FAMILY HEALTH CENTRE PERUVANNAMUZHI	0.00%
FAMILY HEALTH CENTRE UZHAMALAKKAL	0.00%
FAMILY HEALTH CENTRE VELI	0.00%
FAMILY HEALTH CENTRE VELIYANCODE	0.00%
TALUK HEAD QUARTERS HOSPITAL	0.00%

3.3 e-Health Performance - Doctor Consultation

Consultation % is calculated as (Doctor Consultation / OP Visits ) \*100



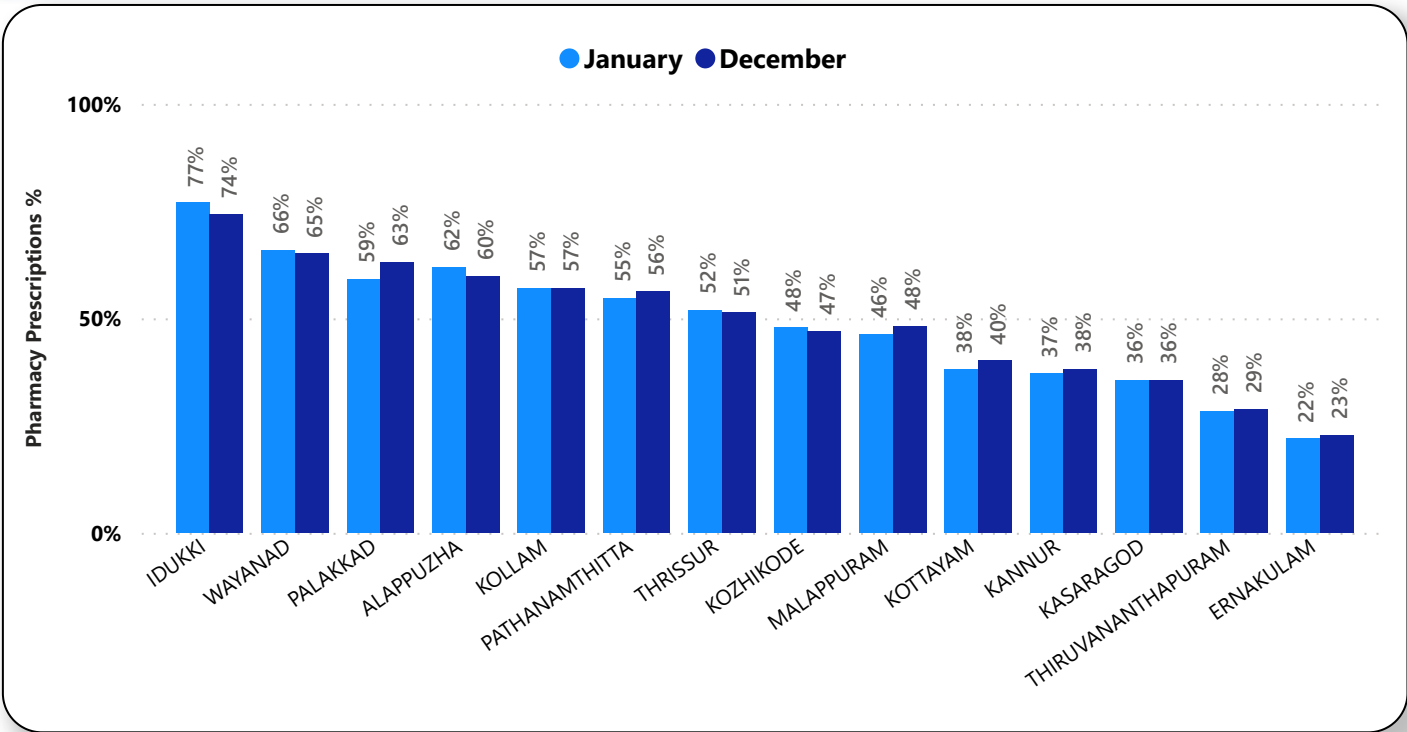
Doctor Consultation Percentage in all Institutions

Hospital	Doctor Consultation %
FAMILY HEALTH CENTRE AMACHAL NEW	100.00%
FAMILY HEALTH CENTRE THOTTAPPALLY	100.00%
PRIMARY HEALTH CENTRE VELLAYANI	100.00%
FAMILY HEALTH CENTRE KOTTAKKAL	99.97%
FAMILY HEALTH CENTRE POOTHADI	99.97%
FAMILY HEALTH CENTRE MEZHUVELI	99.96%
FAMILY HEALTH CENTRE ENNAPPARA	99.94%
FAMILY HEALTH CENTRE POTHUKAL	99.94%
FAMILY HEALTH CENTRE UDAYANAPURAM	99.94%
FAMILY HEALTH CENTRE POOZHANAD	99.92%
FAMILY HEALTH CENTRE THAIKKAD	99.92%
FAMILY HEALTH CENTRE THIRUNAVAYA	99.92%
Family Health Centre Adakkaputhur	99.91%
FAMILY HEALTH CENTRE CHIRAKKAL	99.91%

Hospital	Doctor Consultation %
BLOCK FAMILY HEALTH CENTRE MARANCHERY	0.00%
COMMUNITY HEALTH CENTRE ANCHUTHENGU	0.00%
COMMUNITY HEALTH CENTRE KODUVALLY	0.00%
COMMUNITY HEALTH CENTRE KUMARAKOM	0.00%
COMMUNITY HEALTH CENTRE PAIKA	0.00%
COMMUNITY HEALTH CENTRE POOVAR	0.00%
COMMUNITY HEALTH CENTRE VALAYAM	0.00%
COMMUNITY HEALTH CENTRE VELLANAD	0.00%
DISTRICT HOSPITAL NILAMBUR	0.00%
DISTRICT HOSPITAL KANNUR	0.00%
DISTRICT HOSPITAL PALAKKAD	0.00%
DISTRICT HOSPITAL PERINTHALMANNA	0.00%

3.4 e-Health Performance - Pharmacy Usage

Pharmacy % is calculated as (Pharmacy Prescriptions/ Total OP Visits ) \*100



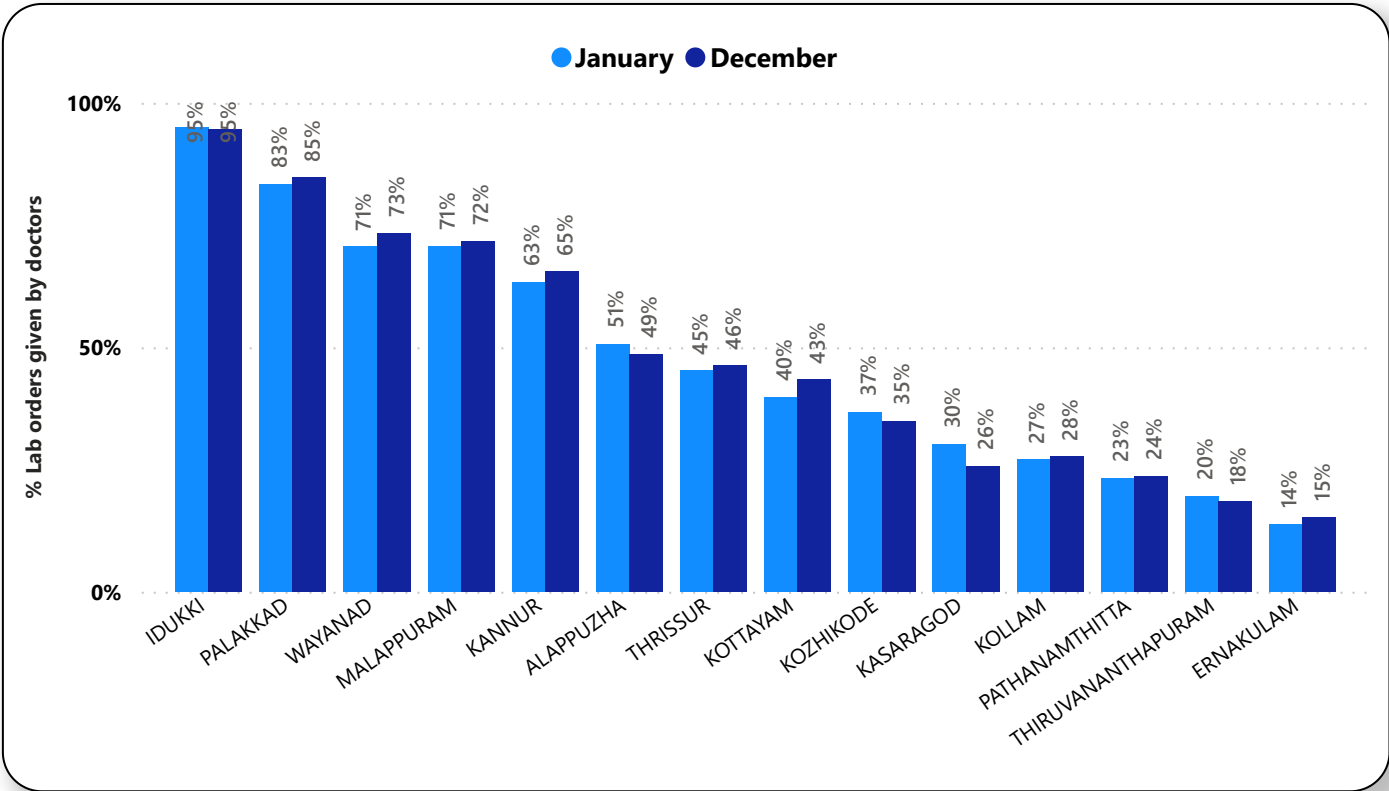
Pharmacy Usage in all Institutions

Hospital	Pharmacy Usage %
FAMILY HEALTH CENTRE BRAHMAMANGALAM	100.00%
FAMILY HEALTH CENTRE KALLARA	100.00%
FAMILY HEALTH CENTRE MEENACHIL	100.00%
FAMILY HEALTH CENTRE MEZHUVELI	100.00%
FAMILY HEALTH CENTRE MOONNILAVU	100.00%
FAMILY HEALTH CENTRE PAIPPAD	100.00%
FAMILY HEALTH CENTRE PARAMPUZHA	100.00%
FAMILY HEALTH CENTRE SREENARAYANAPURAM	100.00%
FAMILY HEALTH CENTRE THAIKKAD	100.00%
FAMILY HEALTH CENTRE THOTTAPPALLY	100.00%
FAMILY HEALTH CENTRE VELIYANNOOR	100.00%
FAMILY HEALTH CENTRE VELLAVOOR	100.00%
FAMILY HEALTH CENTRE MANARCAD	99.25%
FAMILY HEALTH CENTRE UDAYANAPURAM	98.84%
FAMILY HEALTH CENTRE BUDAKKAD	98.40%

Hospital	Pharmacy Usage %
BLOCK FAMILY HEALTH CENTRE CHERUVATHUR	0.00%
BLOCK FAMILY HEALTH CENTRE MARANCHERY	0.00%
COMMUNITY HEALTH CENTRE ANCHUTHENGU	0.00%
COMMUNITY HEALTH CENTRE CHERPU	0.00%
COMMUNITY HEALTH CENTRE KODUVALLY	0.00%
COMMUNITY HEALTH CENTRE KUMARAKOM	0.00%
COMMUNITY HEALTH CENTRE MULLASSERY	0.00%
COMMUNITY HEALTH CENTRE PAIKA	0.00%
COMMUNITY HEALTH CENTRE POOVAR	0.00%
COMMUNITY HEALTH CENTRE VALAYAM	0.00%
COMMUNITY HEALTH CENTRE VELLANAD	0.00%
DISTRICT HOSPITAL NILAMBUR	0.00%

3.5 e-Health Performance - Lab Usage

Lab % is calculated as (Lab orders given by doctors / Total Lab Orders ) \*100



Lab Usage in all Institutions

Hospital	Lab Usage %
ATTAPPADY TRIBAL TALUK SPECIALITY HOSPITAL	100.00%
BLOCK FAMILY HEALTH CENTRE CHERUVATHUR	100.00%
COASTAL SPECIALITY HOSPITAL VALIYATHURA	100.00%
COMMUNITY HEALTH CENTRE PATTIAM	100.00%
COMMUNITY HEALTH CENTRE MANAMBOOR	100.00%
COMMUNITY HEALTH CENTRE MUNDAKAYAM	100.00%
COMMUNITY HEALTH CENTRE RAMAMANGALAM	100.00%
COMMUNITY HEALTH CENTRE THARIODE	100.00%
DISTRICT HOSPITAL KANHANGAD	100.00%
DISTRICT TB CENTRE THIRUVANANTHAPURAM	100.00%
FAMILY HEALTH CENTRE ALANGAD	100.00%
FAMILY HEALTH CENTRE ARAKULAM	100.00%

Hospital	Lab Usage %
BLOCK FAMILY HEALTH CENTRE MARANCHERY	0.00%
COMMUNITY HEALTH CENTRE ANCHUTHENGU	0.00%
COMMUNITY HEALTH CENTRE CHERPU	0.00%
COMMUNITY HEALTH CENTRE KODUVALLY	0.00%
COMMUNITY HEALTH CENTRE KUMARAKOM	0.00%
COMMUNITY HEALTH CENTRE PAIKA	0.00%
COMMUNITY HEALTH CENTRE POOTHOTTA	0.00%
COMMUNITY HEALTH CENTRE POOVAR	0.00%
COMMUNITY HEALTH CENTRE VALAYAM	0.00%
COMMUNITY HEALTH CENTRE VELLANAD	0.00%
DISTRICT HOSPITAL NILAMBUR	0.00%
DISTRICT HOSPITAL ALUVA	0.00%
DISTRICT HOSPITAL KANNUR	0.00%
DISTRICT HOSPITAL MAVELIKARA	0.00%



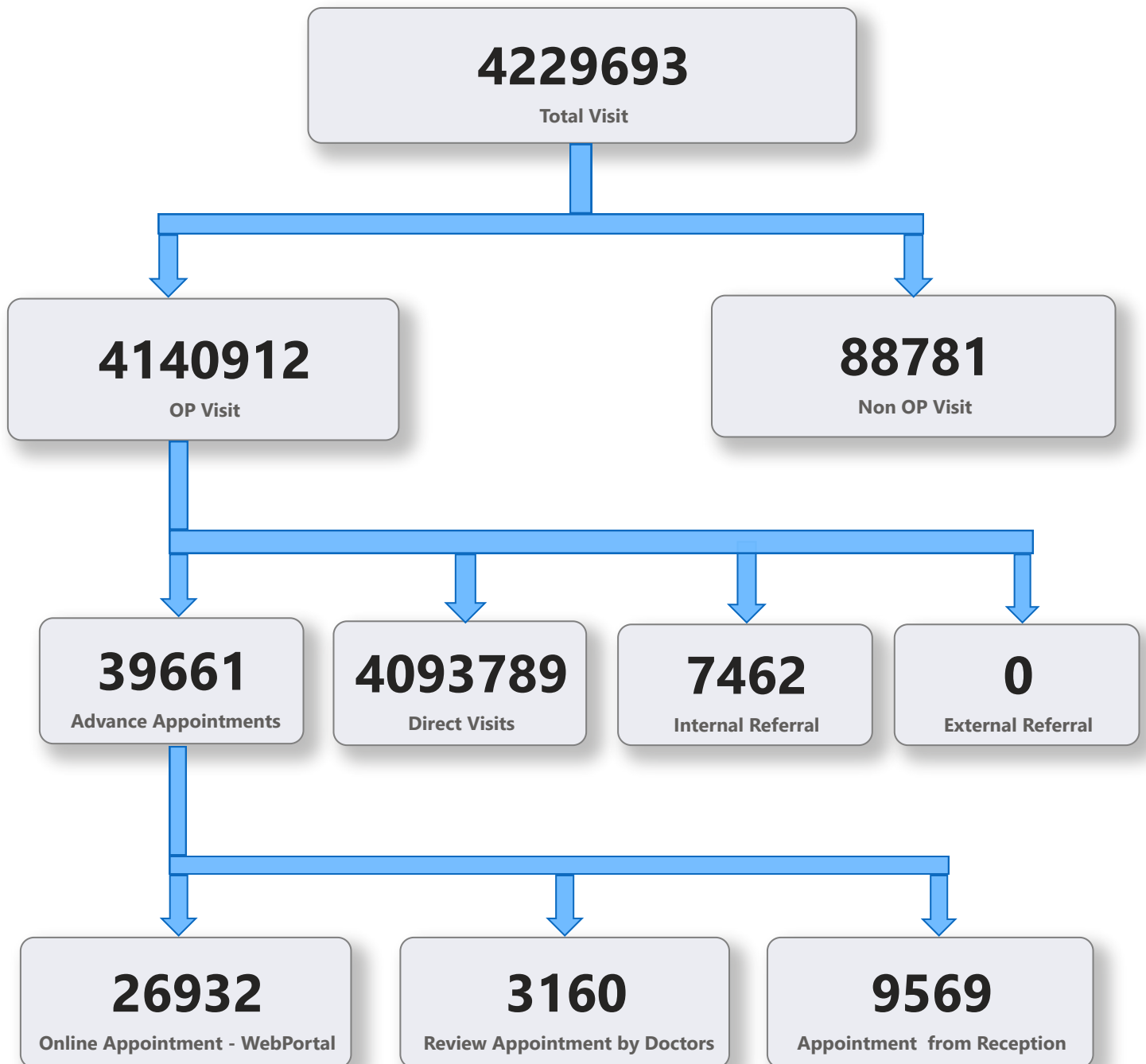
4. Status of Modules Usage in Hospitals

District wise status of live institutions and the count of various modules [Reception, OP Consultation, Lab, Pharmacy] started / functional.

District	Live Institutions	Reception	Consultation	Pharmacy	Lab
THIRUVANANTHAPURAM	101	94 (93%)	87 (86%)	75 (74%)	79 (78%)
ERNAKULAM	73	70 (96%)	57 (78%)	39 (53%)	35 (48%)
THRISSUR	71	71 (100%)	68 (96%)	66 (93%)	64 (90%)
KOZHIKODE	61	59 (97%)	57 (93%)	53 (87%)	53 (87%)
MALAPPURAM	59	57 (97%)	53 (90%)	50 (85%)	43 (73%)
PALAKKAD	46	43 (93%)	41 (89%)	38 (83%)	39 (85%)
KANNUR	45	43 (96%)	38 (84%)	35 (78%)	31 (69%)
KOTTAYAM	39	32 (82%)	29 (74%)	29 (74%)	28 (72%)
ALAPPUZHA	35	35 (100%)	35 (100%)	35 (100%)	33 (94%)
KOLLAM	31	31 (100%)	31 (100%)	31 (100%)	29 (94%)
WAYANAD	26	24 (92%)	22 (85%)	22 (85%)	20 (77%)
KASARAGOD	24	24 (100%)	24 (100%)	20 (83%)	18 (75%)
IDUKKI	23	23 (100%)	22 (96%)	22 (96%)	20 (87%)
PATHANAMTHITTA	20	18 (90%)	17 (85%)	17 (85%)	16 (80%)
Total	654	624 (95%)	581 (89%)	532 (81%)	508 (78%)

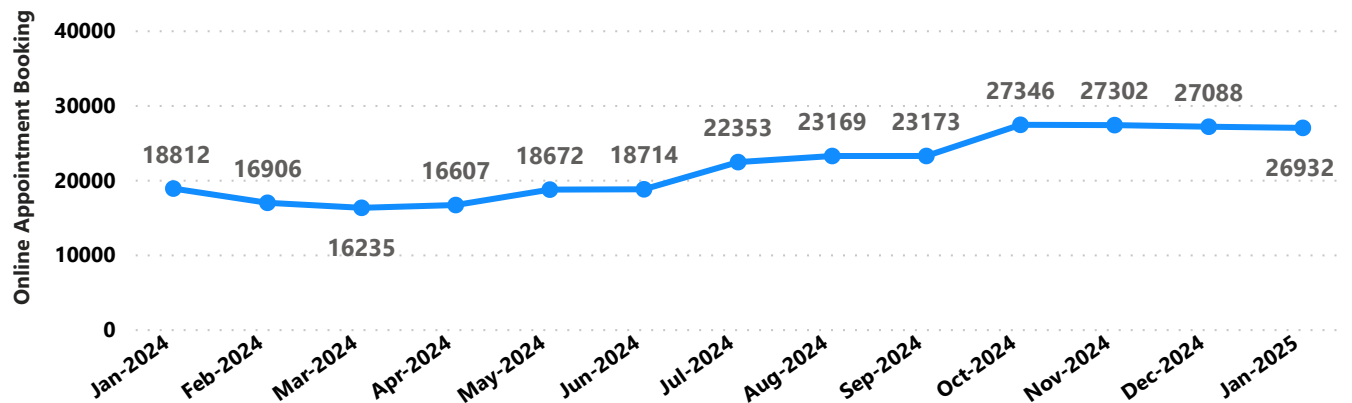
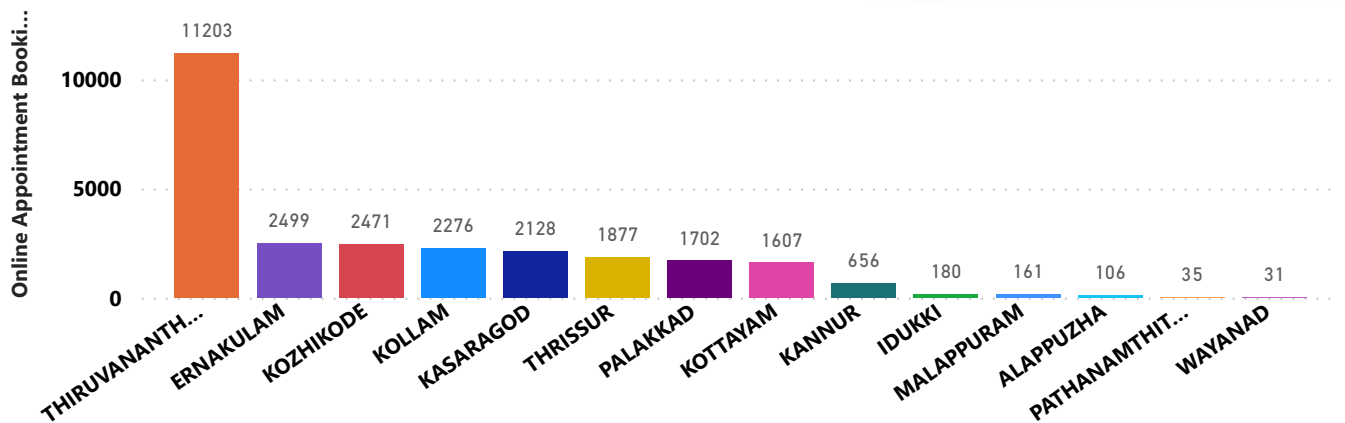


5. Appointment Booking in Hospitals (except Medical Colleges)

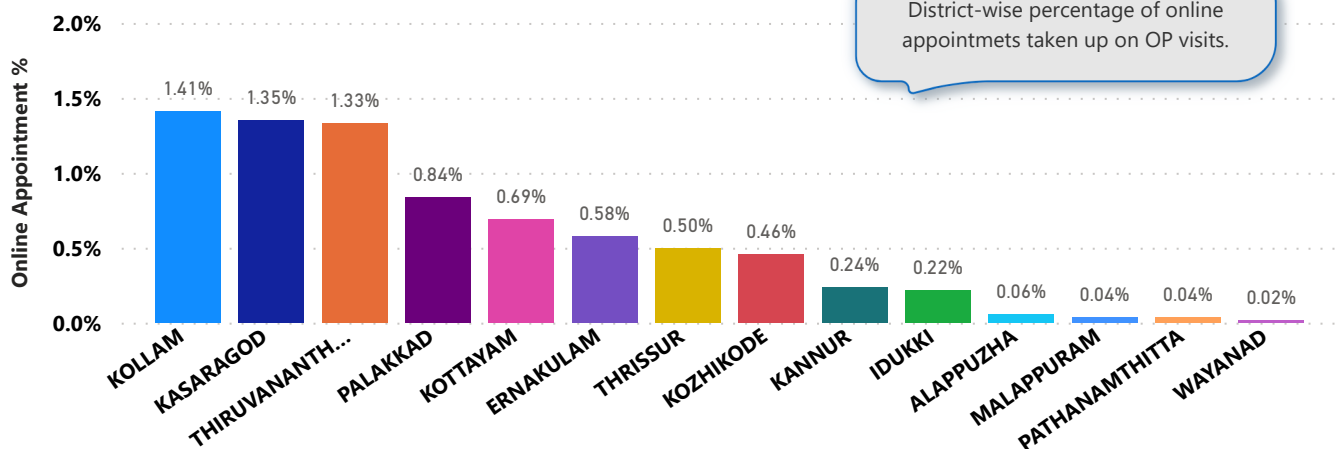


5. 1 Online Appointment Booking in Hospitals (except Medical Colleges)

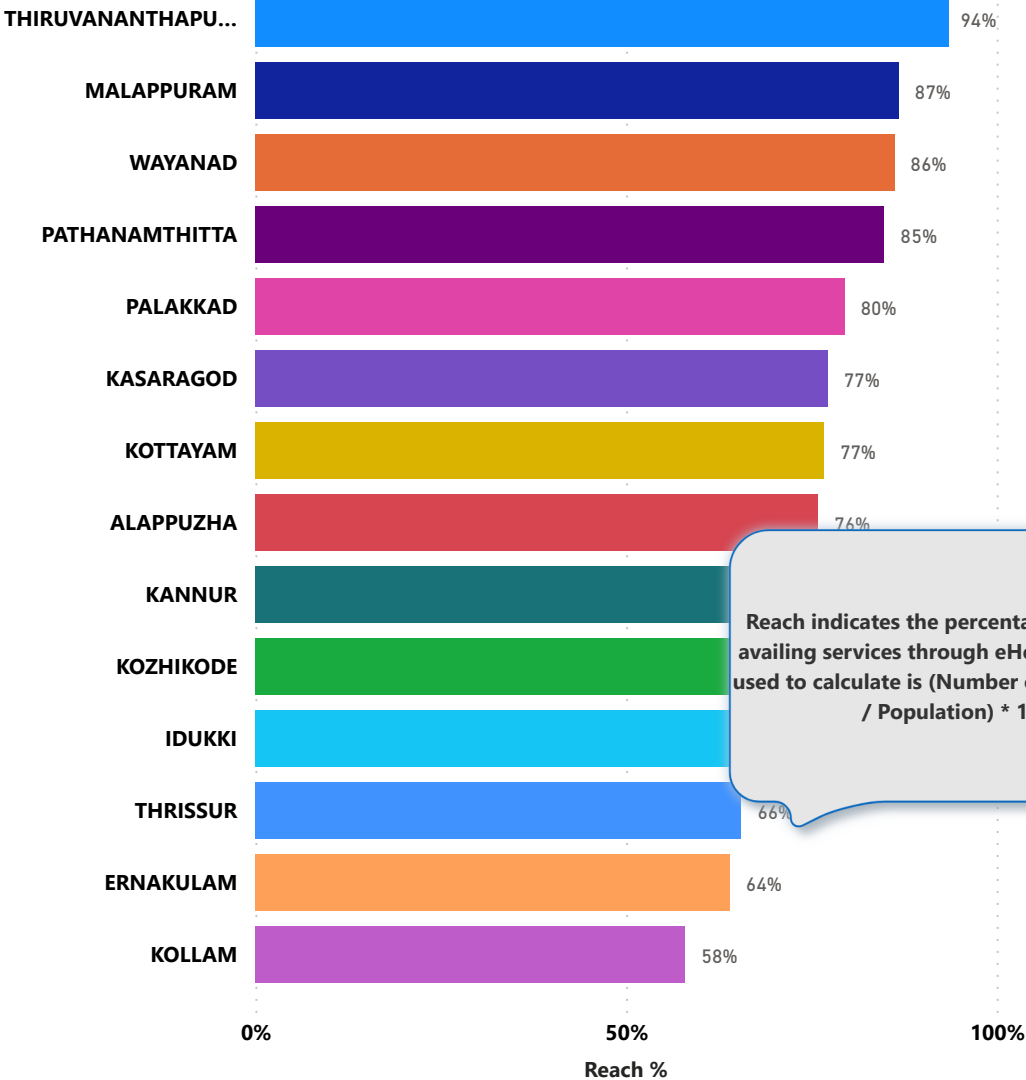
District-wise count of online appointments taken.



District-wise percentage of online appointments taken up on OP visits.



6. eHealth Performance - Reach



Reach indicates the percentage of population availing services through eHealth. The formula used to calculate is (Number of UHID registered / Population) \* 100 %.