

1. eHealth Kerala - Vital Statistics

Hospital Type	Live Institutions
Family Health Centre	497
Urban Primary Health Centre	81
Taluk Headquarters Hospital	49
Community Health Centre	48
Taluk Hospital	39
Medical College Hospital	18
General Hospital	17
District Hospital	16
Primary Health Centre	14
Specialty Hospital - Women Children	9
District TB Centre	3
Public Health Laboratory	3
Specialty Hospital	3
Block Family Health Centre	1
Empanelled Diagnostic Centre	1
Government Dispensary	1
Specialty Hospital - Child Development	1
Specialty Hospital - Pulmonary Medicine	1
Urban Health Wellness Centre	1
Total	803

2. eHealth - District Ranking Matrix Based on Performance of all Institutions (except Medical Colleges)

The ranking matrix showcases the performance of districts in providing eHealth services through all institutions (excluding Medical Colleges) based on six different parameters.

These parameters include:

1. Percentage of institutions where the reception module is currently using.

2. Percentage of UHID Visits.

3. Percentage of Doctor Consultations.

4. Percentage of Pharmacy Prescriptions by doctors.

5. Percentage of lab orders through doctors.

6. Percentage of Live Institutions.

Weightage is assigned to the percentages calculated in intervals of 10. The rank is determined based on the sum of these weightages.

The top-performing districts should aim to maintain their positions, while the average and low-performing districts should strive to reach the 'top four' league.

The ranking matrix for the current month, July 2025, along with the previous two months, is provided in the table below.

District	May	June	July
ERNAKULAM	11	10	11
KANNUR	10	9	10
KOTTAYAM	10	8	8
KASARAGOD	9	10	9
PATHANAMTHITTA	9	9	10
THIRUVANANTHAPURAM	9	8	9
KOLLAM	8	7	9
MALAPPURAM	7	7	7
KOZHIKODE	6	6	6
ALAPPUZHA	5	5	5
PALAKKAD	4	3	3
THRISSUR	3	4	4
WAYANAD	2	2	2
IDUKKI	1	1	1

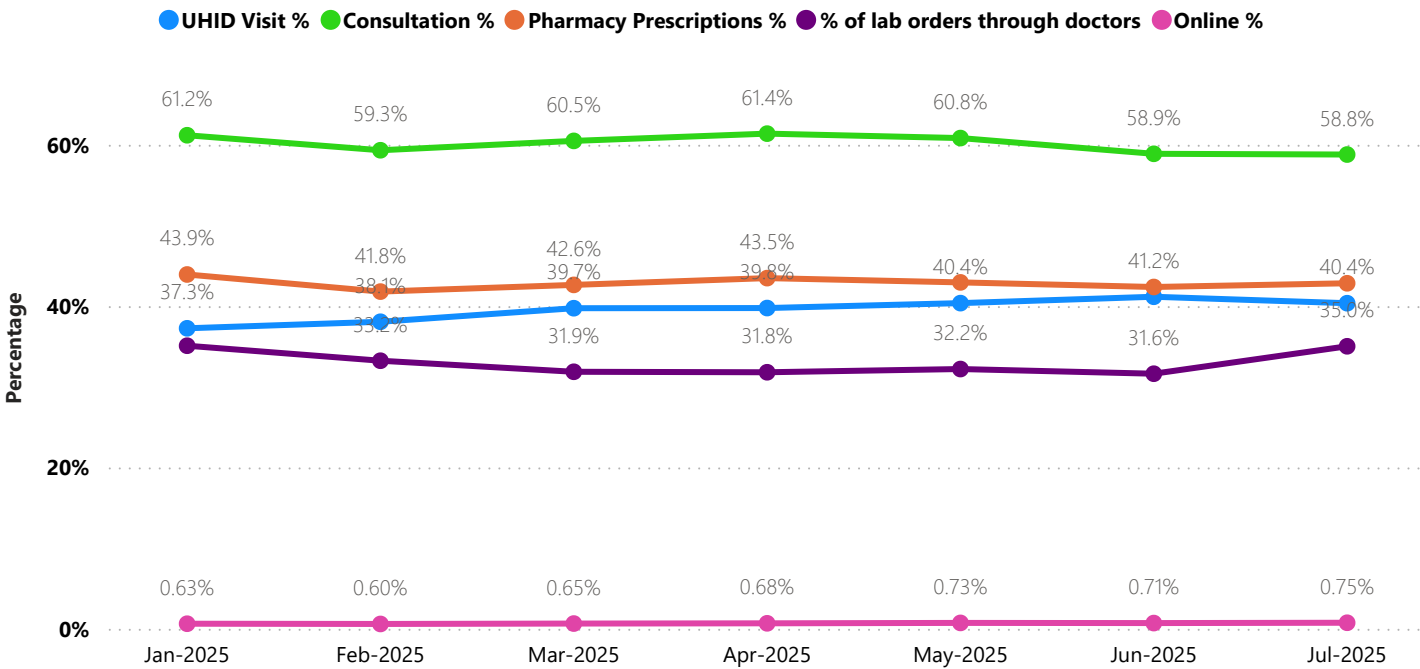
- Best performing

Average performing

Low performing

NB: Please note that institutions started via VPN are not considered in the rank and usage calculations.

3. eHealth - State Performance Trend (except Medical Colleges)



3. eHealth - Institution Level Ranking (except Medical Colleges)

Hospital	State Rank
FAMILY HEALTH CENTRE ARTHAT	1
Family Health Centre Kavassery	1
FAMILY HEALTH CENTRE PURAKKAD	1
FAMILY HEALTH CENTRE THAIKKAD	1
FAMILY HEALTH CENTRE THOTTAPPALLY	1
FAMILY HEALTH CENTRE VAZHOOR	1
FAMILY HEALTH CENTRE ENGANDIYUR	2
FAMILY HEALTH CENTRE ENNAPPARA	2
Family Health Centre Kizhakkencherry	2
family Health Centre Kuthanur	2
FAMILY HEALTH CENTRE MEENACHIL	2
FAMILY HEALTH CENTRE MOONNILAVU	2
Family Health Centre Ozhalapathy	2
FAMILY HEALTH CENTRE ARAKULAM	3
FAMILY HEALTH CENTRE BISON VALLEY	3
FAMILY HEALTH CENTRE BRAHMAMANGALAM	3
FAMILY HEALTH CENTRE CHERUVATTOOR	3
FAMILY HEALTH CENTRE EDAVILANGU	3
FAMILY HEALTH CENTRE EZHUKONE PAVITHRESWARAM	3
FAMILY HEALTH CENTRE KARIMKUNNAM	3
FAMILY HEALTH CENTRE KARTHIKAPPALLY	3
FAMILY HEALTH CENTRE KOTTATHARA	3
FAMILY HEALTH CENTRE KUDAYATHUR	3
FAMILY HEALTH CENTRE KUMBADAJE	3
FAMILY HEALTH CENTRE KURUPPANTHARA	3
FAMILY HEALTH CENTRE MELILA	3
FAMILY HEALTH CENTRE NARKILAKKAD	3
FAMILY HEALTH CENTRE PARASSINIKADAVU	3
FAMILY HEALTH CENTRE PERUMBALAM	3
FAMILY HEALTH CENTRE PONMALA	3
FAMILY HEALTH CENTRE POOMANGALAM	3
FAMILY HEALTH CENTRE PULIKKAL	3
FAMILY HEALTH CENTRE PUNNAPRA NORTH	3
FAMILY HEALTH CENTRE SREENARAYANAPURAM	3
FAMILY HEALTH CENTRE THIRUNAVAYA	3
FAMILY HEALTH CENTRE VEERANAKAVU	3
FAMILY HEALTH CENTRE VETTAKKAL	3

Hospital	State Rank
BLOCK FAMILY HEALTH CENTRE POOKKOTTUR	44
FAMILY HEALTH CENTRE AJANUR	44
FAMILY HEALTH CENTRE ALAPPAD	44
FAMILY HEALTH CENTRE AMARAMBALAM	44
FAMILY HEALTH CENTRE CHELLANAM	44
FAMILY HEALTH CENTRE KARUKACHAL	44
FAMILY HEALTH CENTRE KOODALI	44
FAMILY HEALTH CENTRE KOOTTAYI	44
Family Health Centre Kottopadam	44
FAMILY HEALTH CENTRE KUNHIMANGALAM	44
FAMILY HEALTH CENTRE NAYARAMBALM	44
FAMILY HEALTH CENTRE OZHUR	44
FAMILY HEALTH CENTRE PALAPPETTY	44
FAMILY HEALTH CENTRE PANJAL	44
FAMILY HEALTH CENTRE POZHUTHANA	44
FAMILY HEALTH CENTRE THIRUVANKULAM	44
Family Health Centre Vadavannur	44
FAMILY HEALTH CENTRE VALIYAPARAMABA	44
FAMILY HEALTH CENTRE VANIYAMAPARA	44
FAMILY HEALTH CENTRE VELI	44
URBAN PRIMARY HEALTH CENTRE KADAVANTHRA	44
URBAN PRIMARY HEALTH CENTRE KARUNAGAPPALLY	44
URBAN PRIMARY HEALTH CENTRE KOLASSERY	44
FAMILY HEALTH CENTRE PAIPRA	43
COMMUNITY HEALTH CENTRE ANCHUTHENGU	42
Family Health Centre Pattithara	42
FAMILY HEALTH CENTRE THENHIPALAM	42
FAMILY HEALTH CENTRE OORAKAM	41
FAMILY HEALTH CENTRE EDAPATTA	40
DISTRICT TB CENTRE MANJERI	39
BLOCK FAMILY HEALTH CENTRE THIRUVALI	38
COMMUNITY HEALTH CENTRE VELLANAD	38
FAMILY HEALTH CENTRE ALOOR	38
FAMILY HEALTH CENTRE CHENKAL	38
FAMILY HEALTH CENTRE CHERANELLOORE	38
FAMILY HEALTH CENTRE MANICKAL	38
FAMILY HEALTH CENTRE MEENADOM	38

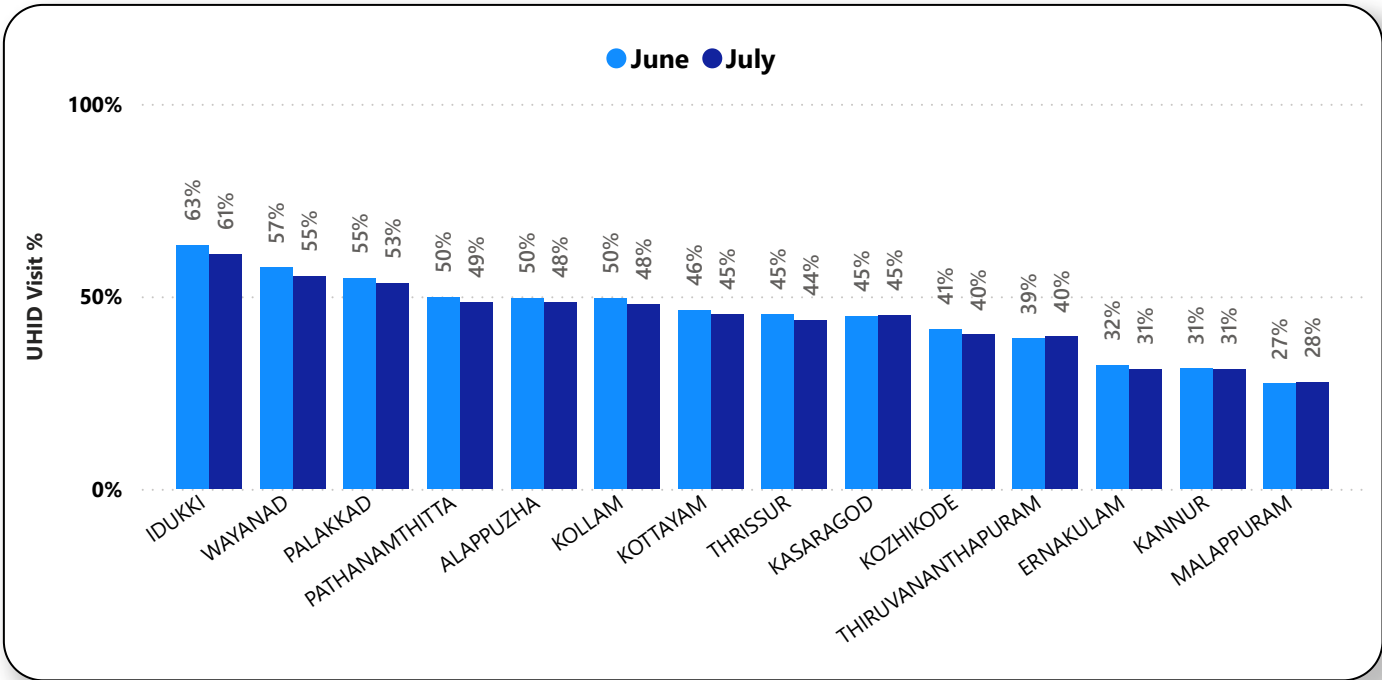
3.1 eHealth Performance - Reception Module

Reception Module is considered to be functional in an institution only if the number of total visits for the month is of minimum 500. The live institution count excludes CCRC and PH labs.

District	Live Institutions	Institutions with Reception	% of institutions with Reception
IDUKKI	23	23	100%
PATHANAMTHITTA	20	20	100%
KOZHIKODE	62	61	98%
ALAPPUZHA	36	35	97%
WAYANAD	27	26	96%
KOTTAYAM	38	36	95%
THIRUVANANTHAPURAM	103	97	94%
PALAKKAD	46	43	93%
KANNUR	44	41	93%
THRISSUR	71	66	93%
KASARAGOD	25	23	92%
ERNAKULAM	73	67	92%
KOLLAM	33	28	85%
MALAPPURAM	64	52	81%
Total	665	618	93%

3.2 e-Health Performance - UHID Visits

UHID Visit % is calculated as (UHID Visits / Total Visit) *100



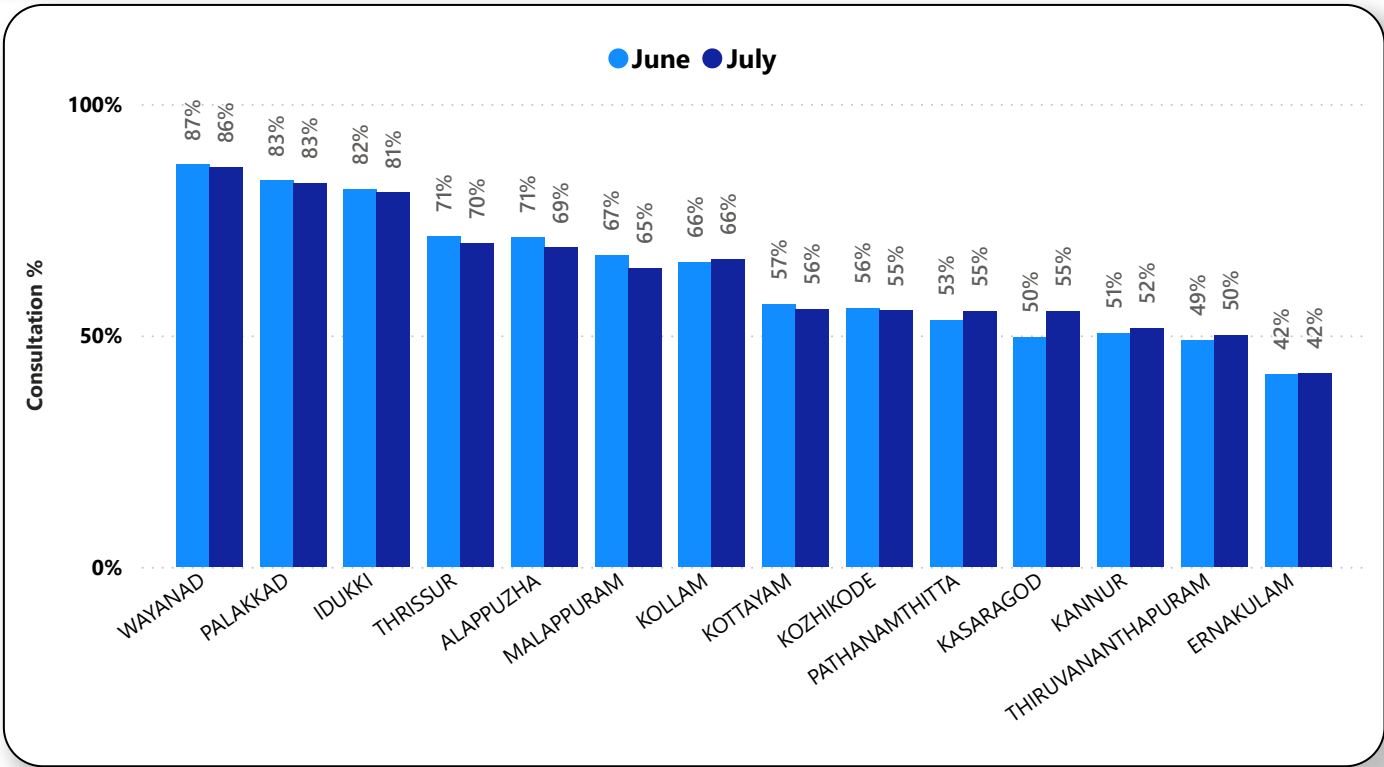
Institutions based on UHID Visits

Hospital	UHID Visit %
FAMILY HEALTH CENTRE PURAKKAD	100.00%
FAMILY HEALTH CENTRE THOTTAPPALLY	100.00%
Family Health Centre Anakkatty	99.69%
FAMILY HEALTH CENTRE VAZHOOR	99.65%
Family Health Centre Kavassery	97.39%
FAMILY HEALTH CENTRE ANAKUDY	97.15%
FAMILY HEALTH CENTRE THAIKKAD	93.41%
FAMILY HEALTH CENTRE MUNAMBAM	92.94%
FAMILY HEALTH CENTRE ARTHAT	91.87%
FAMILY HEALTH CENTRE UMMANNOOR	90.53%
Family Health Centre Ozhalapathy	89.20%
PRIMARY HEALTH CENTRE MULLANKOLLY	89.10%
FAMILY HEALTH CENTRE BELLUR	88.69%
FAMILY HEALTH CENTRE ENGANDIYUR	88.52%
FAMILY HEALTH CENTRE VETTAKKAL	88.32%
FAMILY HEALTH CENTRE NARANAMMOOZHY	88.16%

Hospital	UHID Visit %
BLOCK FAMILY HEALTH CENTRE MARANCHERY	0.00%
FAMILY HEALTH CENTRE AJANUR	0.00%
FAMILY HEALTH CENTRE ALAPPAD	0.00%
FAMILY HEALTH CENTRE AMARAMBALAM	0.00%
FAMILY HEALTH CENTRE CHELLANAM	0.00%
FAMILY HEALTH CENTRE KARUKACHAL	0.00%
FAMILY HEALTH CENTRE KOODALI	0.00%
FAMILY HEALTH CENTRE KOOTTAYI	0.00%
Family Health Centre Kottopadam	0.00%
FAMILY HEALTH CENTRE KUNHIMANGALAM	0.00%
FAMILY HEALTH CENTRE NAYARAMBALM	0.00%
FAMILY HEALTH CENTRE OZHUR	0.00%
FAMILY HEALTH CENTRE PALAPPETTY	0.00%
FAMILY HEALTH CENTRE PANJAL	0.00%
FAMILY HEALTH CENTRE POZHUTHANA	0.00%

3.3 e-Health Performance - Doctor Consultation

Consultation % is calculated as (Doctor Consultation / OP Visits) *100



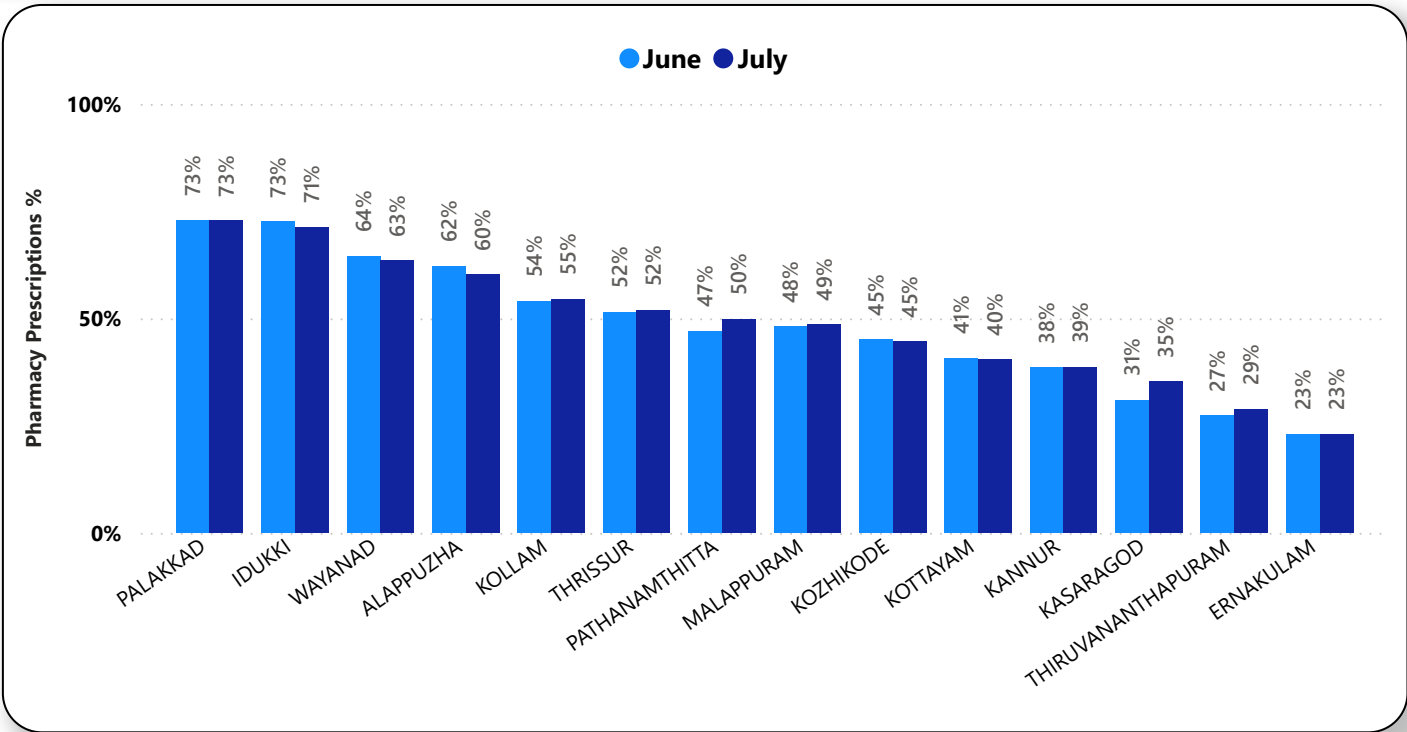
Doctor Consultation Percentage in all Institutions

Hospital	Doctor Consultation %
FAMILY HEALTH CENTRE KUMBADAJE	100.00%
FAMILY HEALTH CENTRE POOTHADI	99.98%
FAMILY HEALTH CENTRE DESAMANGALAM	99.97%
FAMILY HEALTH CENTRE ENNAPPARA	99.97%
FAMILY HEALTH CENTRE UDUMBANTHALA	99.97%
FAMILY HEALTH CENTRE ARTHAT	99.96%
PRIMARY HEALTH CENTRE VELLAYANI	99.96%
FAMILY HEALTH CENTRE AMACHAL NEW	99.95%
FAMILY HEALTH CENTRE THOTTAPPALLY	99.95%
FAMILY HEALTH CENTRE EROOR	99.93%
Family Health Centre Kavassery	99.93%
Family Health Centre Ozhalapathy	99.91%
FAMILY HEALTH CENTRE PALLICKAL	99.91%
FAMILY HEALTH CENTRE CHERUVATTOOR	99.90%

Hospital	Doctor Consultation %
BLOCK FAMILY HEALTH CENTRE POOKKOTTUR	0.00%
BLOCK FAMILY HEALTH CENTRE THIRUVALI	0.00%
COMMUNITY HEALTH CENTRE ANCHUTHENGU	0.00%
COMMUNITY HEALTH CENTRE KODUVALLY	0.00%
Community Health Centre Kongad	0.00%
COMMUNITY HEALTH CENTRE MEENANGADI	0.00%
COMMUNITY HEALTH CENTRE MULLASSERY	0.00%
COMMUNITY HEALTH CENTRE POOTHOTTA	0.00%
COMMUNITY HEALTH CENTRE VALAYAM	0.00%
COMMUNITY HEALTH CENTRE VELLANAD	0.00%

3.4 e-Health Performance - Pharmacy Usage

Pharmacy % is calculated as (Pharmacy Prescriptions/ Total OP Visits) *100



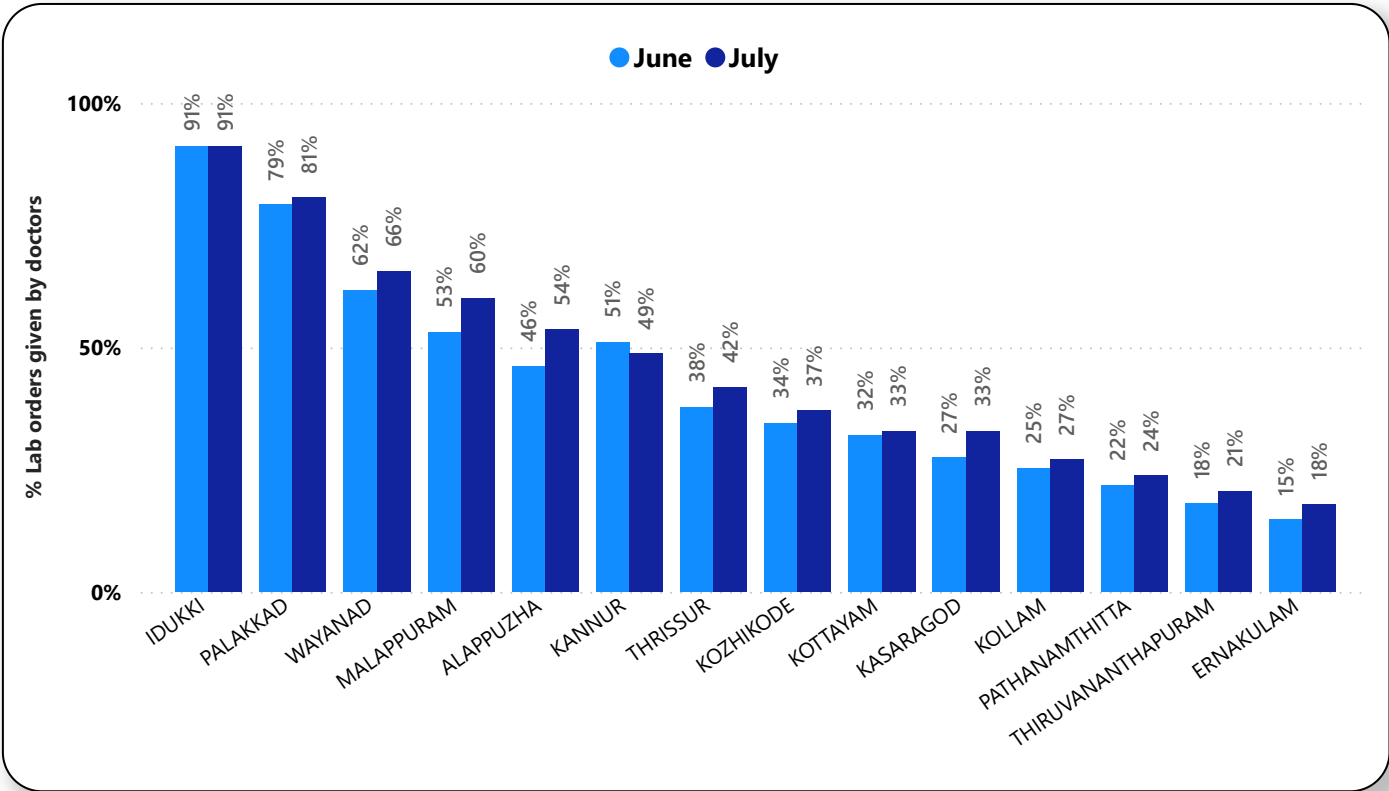
Pharmacy Usage in all Institutions

Hospital	Pharmacy Usage %
FAMILY HEALTH CENTRE PAIPPAD	100.00%
FAMILY HEALTH CENTRE THOTTAPPALLY	100.00%
FAMILY HEALTH CENTRE VELIYANNOOR	100.00%
FAMILY HEALTH CENTRE VELLAVOOR	100.00%
FAMILY HEALTH CENTRE UDAYANAPURAM	99.77%
FAMILY HEALTH CENTRE MEZHUVELI	99.44%
FAMILY HEALTH CENTRE MANARCAD	98.28%
URBAN PRIMARY HEALTH CENTRE KALLUNIRA	98.15%
FAMILY HEALTH CENTRE ARTHAT	97.69%
FAMILY HEALTH CENTRE BRAHMAMANGALAM	97.36%
FAMILY HEALTH CENTRE KANCHIYAR	97.24%
FAMILY HEALTH CENTRE PURAKKAD	96.83%
FAMILY HEALTH CENTRE THIRUNAVAYA	96.77%
FAMILY HEALTH CENTRE BISON VALLEY	96.44%
URBAN HEALTH AND WELLNESS CENTRE	96.08%

Hospital	Pharmacy Usage %
BLOCK FAMILY HEALTH CENTRE POOKKOTTUR	0.00%
BLOCK FAMILY HEALTH CENTRE THIRUVALI	0.00%
BLOCK FAMILY HEALTH CENTRE VETOM	0.00%
CHILD DEVELOPMENT CENTRE	0.00%
COMMUNITY HEALTH CENTRE PATTIAM	0.00%
COMMUNITY HEALTH CENTRE ANCHUTHENGU	0.00%
COMMUNITY HEALTH CENTRE KODUVALLY	0.00%
Community Health Centre Kongad	0.00%
COMMUNITY HEALTH CENTRE MEENANGADI	0.00%
COMMUNITY HEALTH CENTRE MULLASSERY	0.00%
COMMUNITY HEALTH CENTRE PAZHANJI	0.00%
COMMUNITY HEALTH CENTRE	0.00%

3.5 e-Health Performance - Lab Usage

Lab % is calculated as (Lab orders given by doctors / Total Lab Orders) *100



Lab Usage in all Institutions

Hospital	Lab Usage %
ATTAPPADY TRIBAL TALUK SPECIALITY HOSPITAL	100.00%
BLOCK FAMILY HEALTH CENTRE VATANAPPALLY	100.00%
COMMUNITY HEALTH CENTRE PATTIAM	100.00%
COMMUNITY HEALTH CENTRE KUMARAKOM	100.00%
COMMUNITY HEALTH CENTRE MUTHUKULAM	100.00%
COMMUNITY HEALTH CENTRE OMANOOR	100.00%
COMMUNITY HEALTH CENTRE VENPAKAL	100.00%
DISTRICT HOSPITAL KANHANGAD	100.00%
DISTRICT HOSPITAL TIRUR	100.00%
DISTRICT TB CENTRE ALAPPUZHA	100.00%
EK NAYANAR MEMORIAL GOVT WOMEN AND CHILDREN HOSPITAL MANGATTUPARAMBA	100.00%
FAMILY HEALTH CENTRE THUVVUR	100.00%
FAMILY HEALTH CENTRE APPAPARA	100.00%

Hospital	Lab Usage %
BLOCK FAMILY HEALTH CENTRE POOKKOTTUR	0.00%
BLOCK FAMILY HEALTH CENTRE THIRUVALI	0.00%
CHEST DISEASES HOSPITAL PULAYANARKOTTAH	0.00%
CHILD DEVELOPMENT CENTRE	0.00%
COMMUNITY HEALTH CENTRE ANCHUTHENGU	0.00%
COMMUNITY HEALTH CENTRE ARYANAD	0.00%
COMMUNITY HEALTH CENTRE KALLARA	0.00%
COMMUNITY HEALTH CENTRE KODUVALLY	0.00%
Community Health Centre Kongad	0.00%
COMMUNITY HEALTH CENTRE KOODALLOOR	0.00%
COMMUNITY HEALTH CENTRE MEENANGADI	0.00%
COMMUNITY HEALTH CENTRE MULLASSERY	0.00%
COMMUNITY HEALTH CENTRE POOTHOTTA	0.00%

Non-EHealth Institutions Started

District	Hospital Type	Hospital Name	Reception/Advance Appointment
KANNUR	District Hospital	DISTRICT HOSPITAL KANNUR	57838
PALAKKAD	District Hospital	DISTRICT HOSPITAL PALAKKAD	42425
KOTTAYAM	General Hospital	TALUK HEADQUARTERS HOSPITAL CHANGANACHERRY	41750
PATHANAMTHITTA	District Hospital	DISTRICT HOSPITAL KOZHENCHERRY	28024
MALAPPURAM	Taluk Hospital	TALUK HOSPITAL WANDOOR	25888
THIRUVANANTHAPURAM	Taluk Hospital	TALUK HOSPITAL ATTINGAL	25447
KOZHIKODE	Taluk Hospital	TALUK HOSPITAL BALUSSERY	23616
ALAPPUZHA	Taluk Headquarters Hospital	TALUK HEADQUARTERS HOSPITAL CHERTHALA	17717
KANNUR	Taluk Hospital	TALUK HOSPITAL PAYYANNUR	14598
WAYANAD	Taluk Headquarters Hospital	TALUK HEAD QUARTERS HOSPITAL VYTHIRI	14412
KASARAGOD	Taluk Hospital	TALUK HOSPITAL TRIKARIPUR	13277
KOZHIKODE	Community Health Centre	COMMUNITY HEALTH CENTRE OLAVANNA	8481
KASARAGOD	Taluk Headquarters Hospital	TALUK HEAD QUARTERS HOSPITAL MANGALPADY	6524
MALAPPURAM	District Hospital	DISTRICT HOSPITAL PERINTHALMANNA	5227
KASARAGOD	Taluk Headquarters Hospital	TALUK HEAD QUARTERS HOSPITAL VELLARIKUNDU POODAMKALLU	3829
WAYANAD	Family Health Centre	FAMILY HEALTH CENTRE MOOPPAINAD	3734
PALAKKAD	Urban Primary Health Centre	Urban Primary Health Centre Vennakkara	3284
THRISSUR	Family Health Centre	FAMILY HEALTH CENTRE PERUMBILAVU	2989
KOTTAYAM	Urban Primary Health Centre	URBAN PRIMARY HEALTH CENTRE VELOOR	2657
MALAPPURAM	Urban Primary Health Centre	URBAN PRIMARY HEALTH CENTRE KOTTAKKAL	2568
MALAPPURAM	Taluk Headquarters Hospital	TALUK HEAD QUARTERS HOSPITAL KONDOTTY	2461
PALAKKAD	Urban Primary Health Centre	Urban Primary Health Centre South Panamanna	2241
MALAPPURAM	Urban Primary Health Centre	URBAN PRIMARY HEALTH CENTRE TIRURANGADI	2180
ALAPPUZHA	Urban Primary Health Centre	URBAN PRIMARY HEALTH CENTRE MANGALAM	1862
ALAPPUZHA	Urban Primary Health Centre	URBAN PRIMARY HEALTH CENTRE KARUVA	1843
KOLLAM	Community Health Centre	COMMUNITY HEALTH CENTRE VELINALLOOR	1775
THIRUVANANTHAPURAM	Urban Primary Health Centre	URBAN PRIMARY HEALTH CENTRE VETTUKADU	1642
THIRUVANANTHAPURAM	Urban Primary Health Centre	URBAN PRIMARY HEALTH CENTRE BEEMAPALLY	1638
ALAPPUZHA	Urban Primary Health Centre	URBAN PRIMARY HEALTH CENTRE THONDANKULANGARA	1615
KANNUR	Urban Primary Health Centre	URBAN PRIMARY HEALTH CENTRE ANTHOOR	1437
THIRUVANANTHAPURAM	Urban Primary Health Centre	URBAN PRIMARY HEALTH CENTRE NANTHANCODE	1398
THIRUVANANTHAPURAM	Urban Primary Health Centre	URBAN PRIMARY HEALTH CENTRE KALIPPANKULAM	1364
WAYANAD	Urban Primary Health Centre	URBAN PRIMARY HEALTH CENTRE VENGOOR	1345
Total			37788

Non-EHealth Institutions Started

District	Hospital Type	Hospital Name	Reception/Advance Appointment
ALAPPUZHA	Community Health Centre	COMMUNITY HEALTH CENTRE KURATHIKAD	0
ERNAKULAM	Taluk Headquarters Hospital	TALUK HEADQUARTERS HOSPITAL PERUMBAVOOR	0
ERNAKULAM	Taluk Hospital	TALUK HOSPITAL NARAKKAL	0
ERNAKULAM	Taluk Hospital	TALUK HOSPITAL PUTHENVELIKARA	0
IDUKKI	Taluk Headquarters Hospital	TALUK HEADQUARTERS HOSPITAL ADIMALY	0
IDUKKI	Taluk Headquarters Hospital	TALUK HEADQUARTERS HOSPITAL PEERMADE	0
KANNUR	Taluk Hospital	TALUK HOSPITAL IRIKKUR	0
KANNUR	Taluk Hospital	TALUK HOSPITAL PANOOR	0
KANNUR	Taluk Hospital	TALUK HOSPITAL PAZHAYANGADI	0
KOLLAM	Taluk Hospital	TALUK HOSPITAL KUNDARA	0
KOLLAM	Taluk Hospital	TALUK HOSPITAL NEENDAKARA	0
PALAKKAD	Taluk Hospital	Taluk Hospital Elappully	0
PATHANAMTHITTA	Taluk Headquarters Hospital	TALUK HEAD QUARTERS HOSPITAL KONNI	0
PATHANAMTHITTA	Taluk Headquarters Hospital	TALUK HEAD QUARTERS HOSPITAL MALLAPPALLY	0
THRISSUR	Taluk Hospital	TALUK HEADQUARTERS HOSPITAL CHELAKKARA	0
ALAPPUZHA	Taluk Headquarters Hospital	TALUK HEADQUARTERS HOSPITAL PULINCUNNU	1
ERNAKULAM	Taluk Hospital	TALUK HOSPITAL ANGAMALY	1
KANNUR	Taluk Hospital	TALUK HOSPITAL IRITTY	1
KANNUR	Taluk Hospital	TALUK HOSPITAL PERAVOOR	1
PALAKKAD	Taluk Headquarters Hospital	Taluk Headquarters Hospital Mannarkkad	1
ALAPPUZHA	Taluk Headquarters Hospital	TALUK HEADQUARTERS HOSPITAL KAYAMKULAM	2
ALAPPUZHA	Taluk Hospital	RURAL HEALTH TRAINING CENTRE CHETTIKAD	2
ERNAKULAM	Taluk Hospital	TALUK HOSPITAL MAHARAJAS HOSPITAL KARUVELIPPADI	2
KANNUR	Taluk Headquarters Hospital	TALUK HEADQUARTERS HOSPITAL TALIPARAMBA	2
KOLLAM	Specialty Hospital - Women Children	WOMEN AND CHILDREN HOSPITAL KOLLAM VICTORIA	2
PALAKKAD	Taluk Headquarters Hospital	Taluk Headquarters Hospital Ottapalam	2
PATHANAMTHITTA	Taluk Headquarters Hospital	TALUK HEADQUARTERS HOSPITAL M C C M RANNI	2
THIRUVANANTHAPURAM	Taluk Headquarters Hospital	TALUK HEAD QUARTERS HOSPITAL PARASSALA	2
ERNAKULAM	Taluk Hospital	TALUK HOSPITAL PIRAVOM	3
KOLLAM	Taluk Headquarters Hospital	TALUK HEADQUARTERS HOSPITAL SASTHAMKOTTA	3

Total

377887

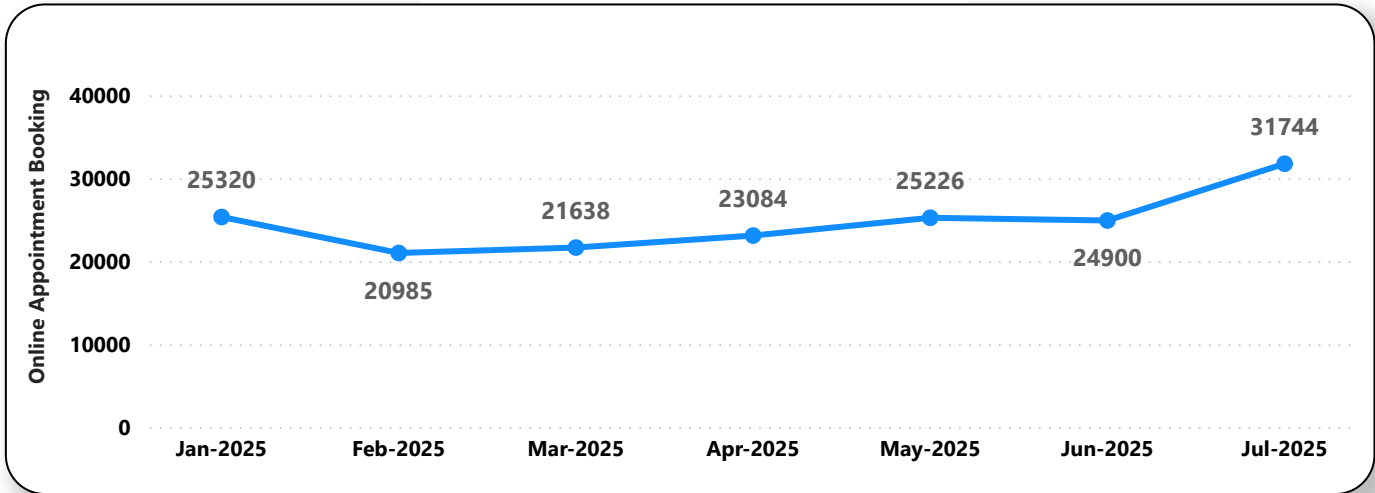
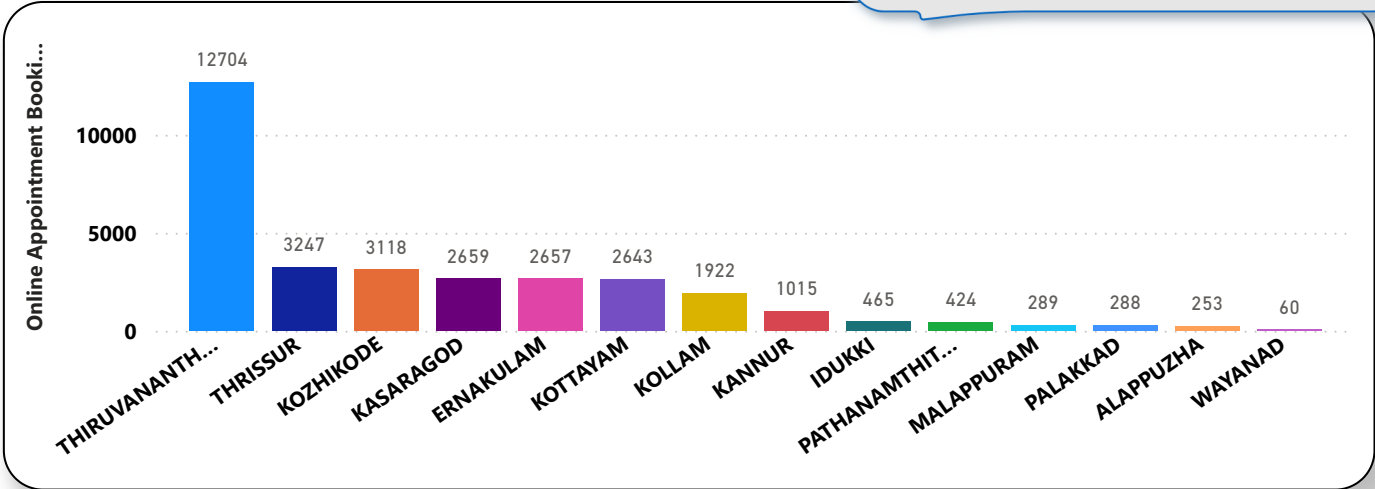
4. Status of Modules Usage in Hospitals

District wise status of live institutions and the count of various modules [Reception, OP Consultation, Lab, Pharmacy] started / functional.

District	Live Institutions	Reception	Consultation	Pharmacy	Lab
THIRUVANANTHAPURAM	103	97 (94%)	86 (83%)	75 (73%)	80 (78%)
ERNAKULAM	73	67 (92%)	55 (75%)	39 (53%)	39 (53%)
THRISSUR	71	66 (93%)	62 (87%)	60 (85%)	60 (85%)
MALAPPURAM	64	52 (81%)	52 (81%)	46 (72%)	42 (66%)
KOZHIKODE	62	61 (98%)	57 (92%)	55 (89%)	54 (87%)
PALAKKAD	46	43 (93%)	41 (89%)	38 (83%)	39 (85%)
KANNUR	44	41 (93%)	33 (75%)	32 (73%)	28 (64%)
KOTTAYAM	38	36 (95%)	33 (87%)	32 (84%)	31 (82%)
ALAPPUZHA	36	35 (97%)	34 (94%)	34 (94%)	33 (92%)
KOLLAM	33	28 (85%)	28 (85%)	28 (85%)	26 (79%)
WAYANAD	27	26 (96%)	24 (89%)	23 (85%)	22 (81%)
KASARAGOD	25	23 (92%)	22 (88%)	19 (76%)	17 (68%)
IDUKKI	23	23 (100%)	21 (91%)	21 (91%)	20 (87%)
PATHANAMTHITTA	20	20 (100%)	17 (85%)	16 (80%)	17 (85%)
Total	665	618 (93%)	565 (85%)	518 (78%)	508 (76%)

5. 1 Online Appointment Booking in Hospitals (except Medical Colleges)

District-wise count of online appointments taken.



District-wise percentage of online appointments taken up on OP visits.

