

1. eHealth Kerala - Vital Statistics

Hospital Type	Live Institutions
Family Health Centre	28
Taluk Headquarters Hospital	4
Urban Primary Health Centre	4
Community Health Centre	3
District Hospital	2
Taluk Hospital	2
District TB Centre	1
General Hospital	1
Medical College Hospital	1
Specialty Hospital - Women Children	1
Total	47

2. eHealth - District Ranking Matrix Based on Performance of all Institutions (except Medical Colleges)

The ranking matrix showcases the performance of districts in providing eHealth services through all institutions (excluding Medical Colleges) based on six different parameters.

These parameters include:

1.

Percentage of institutions where the reception module is currently using.
2.

Percentage of UHID Visits.
3.

Percentage of Doctor Consultations.
4.

Percentage of Pharmacy Prescriptions by doctors.
5.

Percentage of lab orders through doctors.
6.

Percentage of Live Institutions.

Weightage is assigned to the percentages calculated in intervals of 10. The rank is determined based on the sum of these weightages.

The top-performing districts should aim to maintain their positions, while the average and low-performing districts should strive to reach the 'top four' league.

The ranking matrix for the current month, June 2025, along with the previous two months, is provided in the table below.

District	April	May	June
IDUKKI	1	1	1
WAYANAD	1	2	2
PALAKKAD	2	4	3
THRISSUR	3	3	4
ALAPPUZHA	4	5	5
KOZHIKODE	6	6	6
KOLLAM	6	8	7
MALAPPURAM	5	7	7
KOTTAYAM	8	10	8
THIRUVANANTHAPURAM	8	9	8
KANNUR	7	10	9
PATHANAMTHITTA	6	9	9
ERNAKULAM	9	11	10
KASARAGOD	8	9	10

- Best performing
- Average performing
- Low performing

3. eHealth - Institution Level Ranking (except Medical Colleges)

Hospital	Rank
FAMILY HEALTH CENTRE PURAKKAD	1
FAMILY HEALTH CENTRE THOTTAPPALLY	1
FAMILY HEALTH CENTRE KARTHIKAPPALLY	2
FAMILY HEALTH CENTRE ARATTUPUZHA	3
FAMILY HEALTH CENTRE CHERUTHANA	3
FAMILY HEALTH CENTRE PERUMBALAM	3
FAMILY HEALTH CENTRE PUNNAPRA NORTH	3
FAMILY HEALTH CENTRE BHARANIKAVU	4
FAMILY HEALTH CENTRE DEVIKULANGARA	4
FAMILY HEALTH CENTRE VETTAKKAL	4
FAMILY HEALTH CENTRE AROOR	5
FAMILY HEALTH CENTRE CHETTIKULANGARA	5
FAMILY HEALTH CENTRE KADAMPOOR	5
FAMILY HEALTH CENTRE KANJIKUZH	5
FAMILY HEALTH CENTRE PALAMEL	5
FAMILY HEALTH CENTRE PALLITHODU	5
FAMILY HEALTH CENTRE VEEYAPURAM	5
URBAN PRIMARY HEALTH CENTRE CHERAVALLY	5
COMMUNITY HEALTH CENTRE THRIKKUNNAPUZHA	6
COMMUNITY HEALTH CENTRE MUTHUKULAM	7
FAMILY HEALTH CENTRE KANDALLOOR	7
FAMILY HEALTH CENTRE PALLIPURAM	7
URBAN PRIMARY HEALTH CENTRE MULLATHU VALAPPU	7
FAMILY HEALTH CENTRE CHERIYANAD	8
FAMILY HEALTH CENTRE NOORANAD	8
FAMILY HEALTH CENTRE PANAVALLY	8
FAMILY HEALTH CENTRE THAMARAKULAM	8
FAMILY HEALTH CENTRE MARARIKULAM NORTH	9
FAMILY HEALTH CENTRE KALAVOOR	10
FAMILY HEALTH CENTRE CHERTHALA SOUTH	11
FAMILY HEALTH CENTRE EZHUPUNNA	12
TALUK HOSPITAL THURAVOOR	13
WOMEN AND CHILDREN HOSPITAL ALAPPUZHA	14
DISTRICT HOSPITAL MAVELIKARA	15
TALUK HEADQUARTERS HOSPITAL CHERTHALA	15
GENERAL HOSPITAL ALAPPUZHA	16

Hospital	Rank
COMMUNITY HEALTH CENTRE KURATHIKAD	22
FAMILY HEALTH CENTRE VAYALAR	22
RURAL HEALTH TRAINING CENTRE CHETTICKAD	22
TALUK HEADQUARTERS HOSPITAL PULINCUNNU	22
DISTRICT TB CENTRE ALAPPUZHA	21
URBAN PRIMARY HEALTH CENTRE THONDANKULANGARA	20
URBAN PRIMARY HEALTH CENTRE KARUVA	19
DISRICT HOSPITAL CHENGANNUR	18
TALUK HEADQUARTERS HOSPITAL HARIPAD	17
GENERAL HOSPITAL ALAPPUZHA	16
TALUK HEADQUARTERS HOSPITAL KAYAMKULAM	16
DISTRICT HOSPITAL MAVELIKARA	15
TALUK HEADQUARTERS HOSPITAL CHERTHALA	15
WOMEN AND CHILDREN HOSPITAL ALAPPUZHA	14
TALUK HOSPITAL THURAVOOR	13
FAMILY HEALTH CENTRE EZHUPUNNA	12
FAMILY HEALTH CENTRE CHERTHALA SOUTH	11
FAMILY HEALTH CENTRE KALAVOOR	10
FAMILY HEALTH CENTRE MARARIKULAM NORTH	9
FAMILY HEALTH CENTRE CHERIYANAD	8
FAMILY HEALTH CENTRE NOORANAD	8
FAMILY HEALTH CENTRE PANAVALLY	8
FAMILY HEALTH CENTRE THAMARAKULAM	8
COMMUNITY HEALTH CENTRE MUTHUKULAM	7
FAMILY HEALTH CENTRE KANDALLOOR	7
FAMILY HEALTH CENTRE PALLIPURAM	7
URBAN PRIMARY HEALTH CENTRE MULLATHU VALAPPU	7
COMMUNITY HEALTH CENTRE THRIKKUNNAPUZHA	6
FAMILY HEALTH CENTRE AROOR	5
FAMILY HEALTH CENTRE CHETTIKULANGARA	5
FAMILY HEALTH CENTRE KADAMPOOR	5
FAMILY HEALTH CENTRE KANJIKUZH	5
FAMILY HEALTH CENTRE PALAMEL	5
FAMILY HEALTH CENTRE PALLITHODU	5
FAMILY HEALTH CENTRE VEEYAPURAM	5
URBAN PRIMARY HEALTH CENTRE CHERAVALLY	5

3.1 eHealth Performance - Reception Module

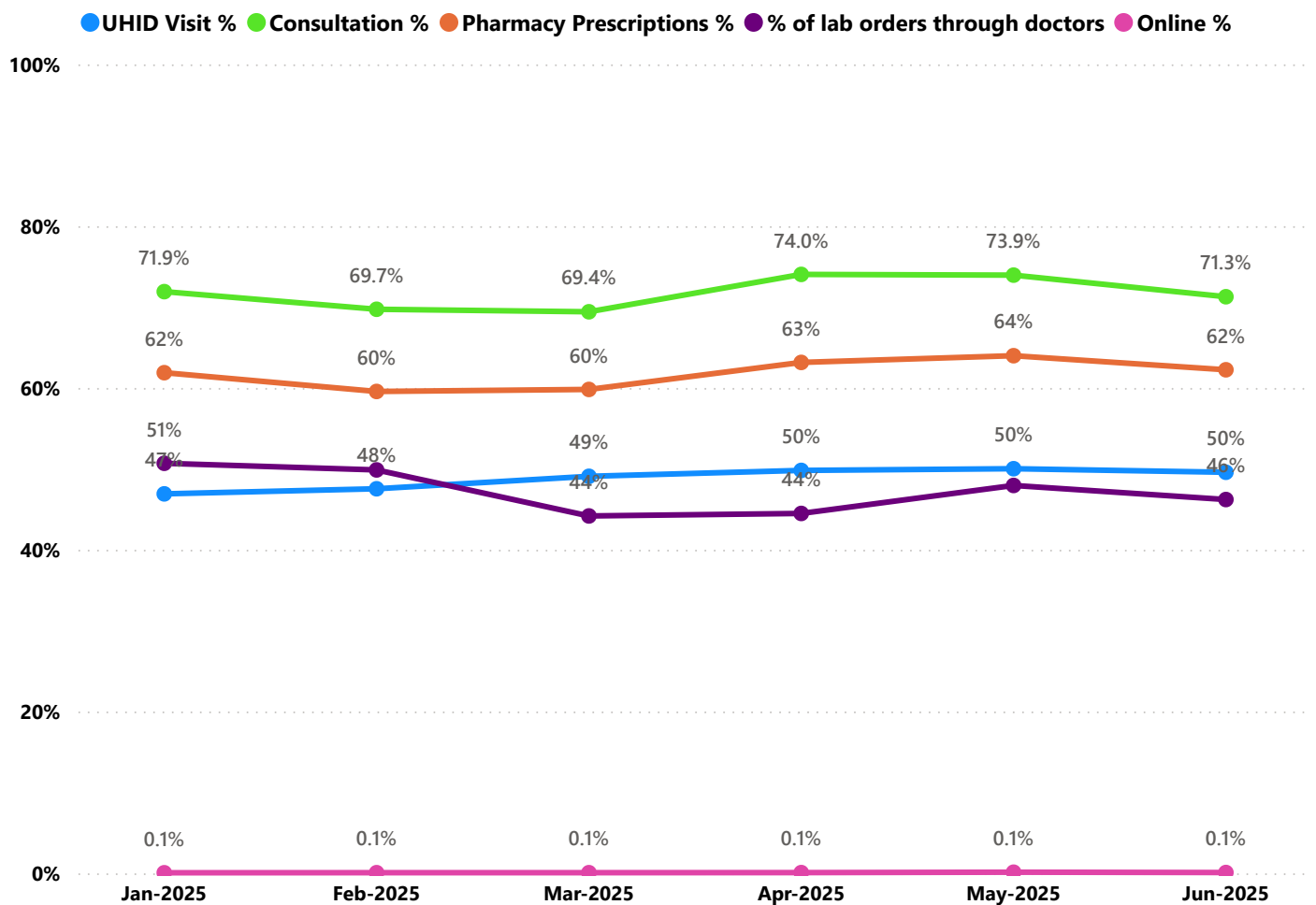
Reception Module is considered to be functional in an institution only if the number of total visits for the month is of minimum 500.

District	Institution Count	Institutions with Reception	% of institutions with Reception
KOZHIKODE	65	63	96.92%
WAYANAD	30	28	93.33%
THIRUVANANTHAPURAM	104	96	92.31%
THRISSUR	77	70	90.91%
KASARAGOD	29	25	86.21%
KOTTAYAM	41	35	85.37%
IDUKKI	27	23	85.19%
ERNAKULAM	81	68	83.95%
PALAKKAD	54	43	79.63%
KANNUR	53	41	77.36%
ALAPPUZHA	46	35	76.09%
MALAPPURAM	69	52	75.36%
PATHANAMTHITTA	26	19	73.08%
KOLLAM	42	30	71.43%

Hospital Name
COMMUNITY HEALTH CENTRE KURATHIKAD
DISRICT HOSPITAL CHENGANNUR
DISTRICT TB CENTRE ALAPPUZHA
FAMILY HEALTH CENTRE VAYALAR
GENERAL HOSPITAL ALAPPUZHA
RURAL HEALTH TRAINING CENTRE CHETTIKAD
TALUK HEADQUARTERS HOSPITAL HARIPAD
TALUK HEADQUARTERS HOSPITAL KAYAMKULAM
TALUK HEADQUARTERS HOSPITAL PULINCUNNU
URBAN PRIMARY HEALTH CENTRE KARUVA
URBAN PRIMARY HEALTH CENTRE THONDANKULANGARA

Institutions where the reception module is either not started or not using

3.2 e-Health Performance Trend



- UHID Visit % is calculated as $(UHID\ Visits / Total\ Visit) * 100$
- Consultation % is calculated as $(Doctor\ Consultation / OP\ Visits) * 100$
- Pharmacy % is calculated as $(Pharmacy\ Prescriptions / Total\ OP\ Visits) * 100$
- Lab % is calculated as $(Lab\ orders\ given\ by\ doctors / Total\ Lab\ Orders) * 100$
- Online % is calculated as $(Online\ appointments\ via\ web\ portal / Total\ OP\ Visits) * 100$

3.3 e-Health Performance Indicators

Hospital	UHID Visit %	Consultation %	Pharmacy Prescriptions %	% of Lab Orders given by Doctors
GENERAL HOSPITAL ALAPPUZHA	100.00%	0.00%	0.00%	0.00%
TALUK HEADQUARTERS HOSPITAL KAYAMKULAM	100.00%	0.00%	0.00%	0.00%
FAMILY HEALTH CENTRE PURAKKAD	99.94%	97.01%	97.14%	98.67%
FAMILY HEALTH CENTRE THOTTAPPALLY	99.87%	100.00%	100.00%	97.45%
FAMILY HEALTH CENTRE VETTAKKAL	89.15%	91.08%	86.76%	86.74%
TALUK HEADQUARTERS HOSPITAL HARIPAD	88.24%	0.00%	0.00%	0.00%
FAMILY HEALTH CENTRE KARTHIKAPPALLY	82.52%	95.87%	90.31%	99.24%
FAMILY HEALTH CENTRE PERUMBALAM	81.19%	91.18%	84.11%	100.00%
FAMILY HEALTH CENTRE PUNNAPRA NORTH	79.22%	99.70%	92.42%	100.00%
URBAN PRIMARY HEALTH CENTRE MULLATHU VALAPPU	78.93%	85.38%	76.41%	86.28%
FAMILY HEALTH CENTRE PALAMEL	76.94%	95.18%	85.82%	88.81%
DISRICT HOSPITAL CHENGANNUR	75.00%	0.00%	0.00%	0.00%
FAMILY HEALTH CENTRE KADAMPOOR	73.19%	97.85%	75.56%	100.00%
FAMILY HEALTH CENTRE PANAVALLY	72.06%	87.71%	84.89%	68.90%
FAMILY HEALTH CENTRE CHERUTHANA	71.55%	97.59%	93.38%	100.00%
FAMILY HEALTH CENTRE ARATTUPUZHA	71.25%	97.16%	92.16%	95.18%
URBAN PRIMARY HEALTH CENTRE CHERAVALLY	69.63%	97.56%	84.43%	100.00%
FAMILY HEALTH CENTRE AROOR	67.40%	95.10%	85.62%	98.67%
FAMILY HEALTH CENTRE KANDALLOOR	66.88%	83.49%	73.48%	99.27%
FAMILY HEALTH CENTRE KANJIKUZH	65.68%	97.12%	89.71%	90.33%
FAMILY HEALTH CENTRE THAMARAKULAM	65.17%	95.57%	82.77%	67.56%
FAMILY HEALTH CENTRE VEEYAPURAM	64.57%	92.19%	86.55%	100.00%
FAMILY HEALTH CENTRE CHERIYANAD	64.31%	87.92%	82.98%	75.41%
FAMILY HEALTH CENTRE PALLIPURAM	64.09%	93.74%	85.85%	70.24%
FAMILY HEALTH CENTRE CHETTIKULANGARA	63.70%	91.85%	83.59%	100.00%
FAMILY HEALTH CENTRE BHARANIKAVU	62.34%	99.56%	91.29%	100.00%
FAMILY HEALTH CENTRE DEVIKULANGARA	61.73%	95.78%	90.54%	100.00%
FAMILY HEALTH CENTRE PALLITHODU	58.62%	100.00%	95.25%	100.00%
FAMILY HEALTH CENTRE MARARIKULAM NORTH	58.42%	94.65%	88.73%	66.42%
FAMILY HEALTH CENTRE NOORANAD	55.20%	93.78%	89.52%	77.62%
COMMUNITY HEALTH CENTRE THRIKKUNNAPUZHA	54.49%	95.89%	89.26%	94.89%
FAMILY HEALTH CENTRE CHERTHALA SOUTH	52.78%	71.90%	63.34%	26.32%
COMMUNITY HEALTH CENTRE MUTHUKULAM	48.92%	99.23%	86.36%	100.00%
FAMILY HEALTH CENTRE EZHUPUNNA	47.23%	68.19%	66.66%	39.78%
URBAN PRIMARY HEALTH CENTRE KARUVA	45.45%	0.00%	0.00%	0.00%
FAMILY HEALTH CENTRE KALAVOOR	35.93%	79.12%	55.82%	100.00%
URBAN PRIMARY HEALTH CENTRE THONDANKULANGARA	31.91%	0.00%	0.00%	0.00%
DISTRICT TB CENTRE ALAPPUZHA	24.30%	0.00%	0.00%	0.00%
TALUK HOSPITAL THURAVOOR	24.03%	64.89%	52.29%	40.40%
TALUK HEADQUARTERS HOSPITAL CHERTHALA	22.10%	0.00%	0.00%	0.00%
WOMEN AND CHILDREN HOSPITAL ALAPPUZHA	19.38%	48.46%	29.80%	52.36%
DISTRICT HOSPITAL MAVELIKARA	19.33%	10.13%	2.46%	0.05%

3.3 e-Health Performance Indicators

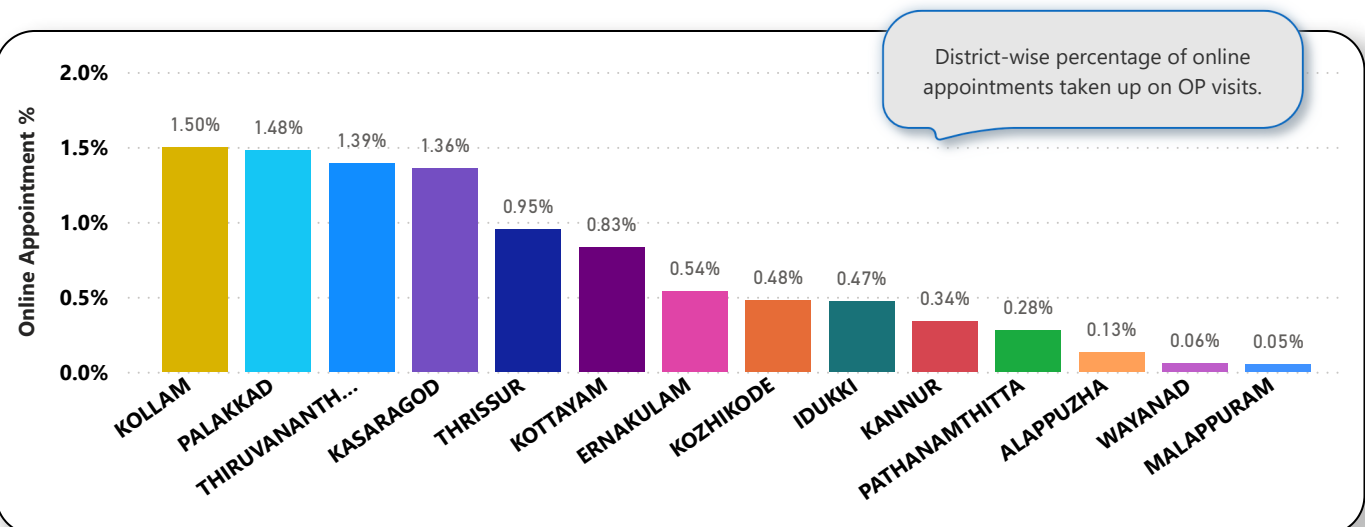
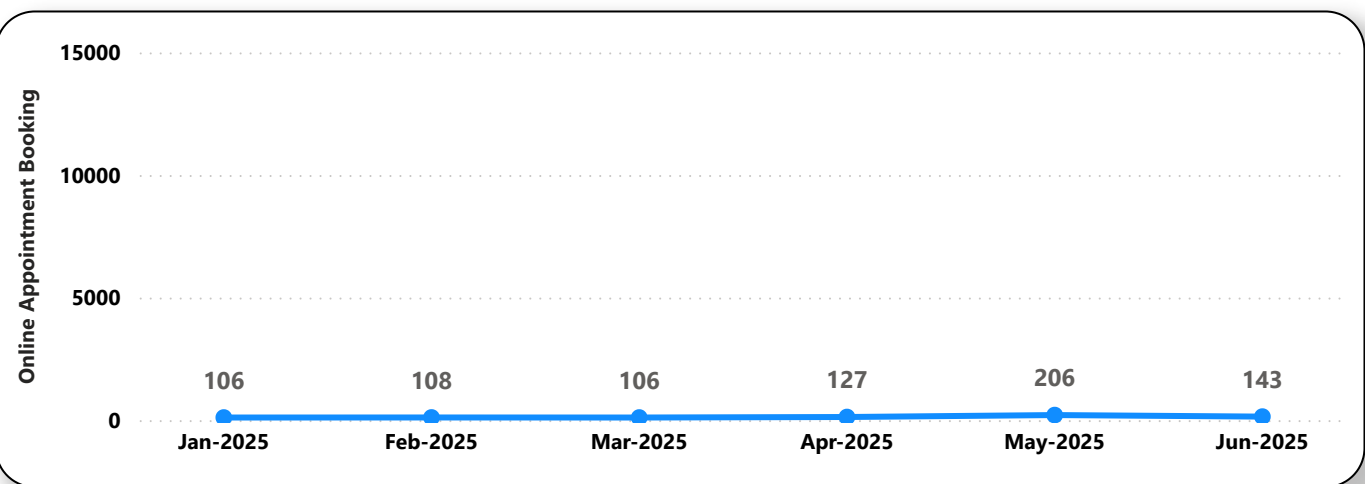
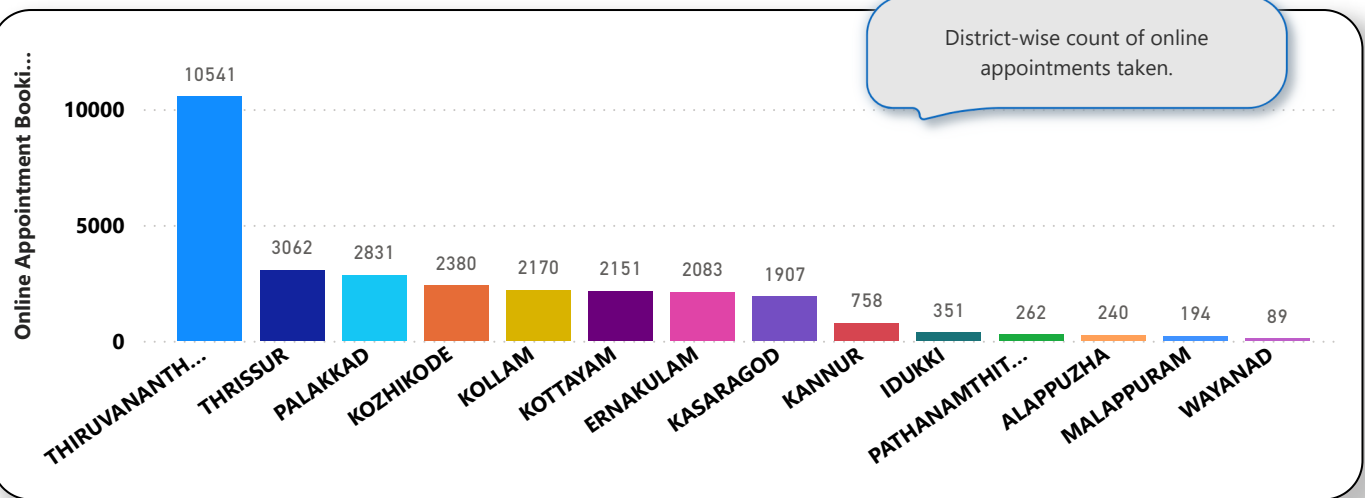
Hospital	UHID Visit %	Consultation %	Pharmacy Prescriptions %	% of Lab Orders given by Doctors
COMMUNITY HEALTH CENTRE KURATHIKAD	0.00%	0.00%	0.00%	0.00%
FAMILY HEALTH CENTRE VAYALAR	0.00%	0.00%	0.00%	0.00%
RURAL HEALTH TRAINING CENTRE CHETTIKAD	0.00%	0.00%	0.00%	0.00%
TALUK HEADQUARTERS HOSPITAL PULINCUNNU	0.00%	0.00%	0.00%	0.00%
DISTRICT HOSPITAL MAVELIKARA	19.33%	10.13%	2.46%	0.05%
WOMEN AND CHILDREN HOSPITAL ALAPPUZHA	19.38%	48.46%	29.80%	52.36%
TALUK HEADQUARTERS HOSPITAL CHERTHALA	22.10%	0.00%	0.00%	0.00%
TALUK HOSPITAL THURAVOOR	24.03%	64.89%	52.29%	40.40%
DISTRICT TB CENTRE ALAPPUZHA	24.30%	0.00%	0.00%	0.00%
URBAN PRIMARY HEALTH CENTRE THONDANKULANGARA	31.91%	0.00%	0.00%	0.00%
FAMILY HEALTH CENTRE KALAVOOR	35.93%	79.12%	55.82%	100.00%
URBAN PRIMARY HEALTH CENTRE KARUVA	45.45%	0.00%	0.00%	0.00%
FAMILY HEALTH CENTRE EZHUPUNNA	47.23%	68.19%	66.66%	39.78%
COMMUNITY HEALTH CENTRE MUTHUKULAM	48.92%	99.23%	86.36%	100.00%
FAMILY HEALTH CENTRE CHERTHALA SOUTH	52.78%	71.90%	63.34%	26.32%
COMMUNITY HEALTH CENTRE THRIKKUNNAPUZHA	54.49%	95.89%	89.26%	94.89%
FAMILY HEALTH CENTRE NOORANAD	55.20%	93.78%	89.52%	77.62%
FAMILY HEALTH CENTRE MARARIKULAM NORTH	58.42%	94.65%	88.73%	66.42%
FAMILY HEALTH CENTRE PALLITHODU	58.62%	100.00%	95.25%	100.00%
FAMILY HEALTH CENTRE DEVIKULANGARA	61.73%	95.78%	90.54%	100.00%
FAMILY HEALTH CENTRE BHARANIKAVU	62.34%	99.56%	91.29%	100.00%
FAMILY HEALTH CENTRE CHETTIKULANGARA	63.70%	91.85%	83.59%	100.00%
FAMILY HEALTH CENTRE PALLIPURAM	64.09%	93.74%	85.85%	70.24%
FAMILY HEALTH CENTRE CHERIYANAD	64.31%	87.92%	82.98%	75.41%
FAMILY HEALTH CENTRE VEEYAPURAM	64.57%	92.19%	86.55%	100.00%
FAMILY HEALTH CENTRE THAMARAKULAM	65.17%	95.57%	82.77%	67.56%
FAMILY HEALTH CENTRE KANJIKUZH	65.68%	97.12%	89.71%	90.33%
FAMILY HEALTH CENTRE KANDALLOOR	66.88%	83.49%	73.48%	99.27%
FAMILY HEALTH CENTRE AROOR	67.40%	95.10%	85.62%	98.67%
URBAN PRIMARY HEALTH CENTRE CHERAVALLY	69.63%	97.56%	84.43%	100.00%
FAMILY HEALTH CENTRE ARATTUPUZHA	71.25%	97.16%	92.16%	95.18%
FAMILY HEALTH CENTRE CHERUTHANA	71.55%	97.59%	93.38%	100.00%
FAMILY HEALTH CENTRE PANAVALLY	72.06%	87.71%	84.89%	68.90%
FAMILY HEALTH CENTRE KADAMPOOR	73.19%	97.85%	75.56%	100.00%
DISRICT HOSPITAL CHENGANNUR	75.00%	0.00%	0.00%	0.00%
FAMILY HEALTH CENTRE PALAMEL	76.94%	95.18%	85.82%	88.81%
URBAN PRIMARY HEALTH CENTRE MULLATHU VALAPPU	78.93%	85.38%	76.41%	86.28%
FAMILY HEALTH CENTRE PUNNAPRA NORTH	79.22%	99.70%	92.42%	100.00%
FAMILY HEALTH CENTRE PERUMBALAM	81.19%	91.18%	84.11%	100.00%
FAMILY HEALTH CENTRE KARTHIKAPPALLY	82.52%	95.87%	90.31%	99.24%
TALUK HEADQUARTERS HOSPITAL HARIPAD	88.24%	0.00%	0.00%	0.00%
FAMILY HEALTH CENTRE VETTAKKAL	89.15%	91.08%	86.76%	86.74%
FAMILY HEALTH CENTRE THOTTAPPALLY	99.87%	100.00%	100.00%	97.45%

4. Status of Modules Usage in Hospitals

District wise status of live institutions and the count of various modules [Reception, OP Consultation, Lab, Pharmacy] started / functional.

District	Live Institutions	Reception	Consultation	Pharmacy	Lab
THIRUVANANTHAPURAM	104	97 (93%)	91 (88%)	74 (71%)	78 (75%)
ERNAKULAM	81	68 (84%)	56 (69%)	37 (46%)	39 (48%)
THRISSUR	78	70 (90%)	65 (83%)	64 (82%)	63 (81%)
MALAPPURAM	68	52 (76%)	49 (72%)	45 (66%)	41 (60%)
KOZHIKODE	65	63 (97%)	57 (88%)	55 (85%)	54 (83%)
PALAKKAD	54	43 (80%)	43 (80%)	39 (72%)	38 (70%)
KANNUR	53	41 (77%)	33 (62%)	31 (58%)	27 (51%)
ALAPPUZHA	46	35 (76%)	34 (74%)	34 (74%)	32 (70%)
KOLLAM	42	30 (71%)	30 (71%)	30 (71%)	28 (67%)
KOTTAYAM	41	35 (85%)	34 (83%)	32 (78%)	30 (73%)
WAYANAD	31	28 (90%)	23 (74%)	22 (71%)	22 (71%)
KASARAGOD	29	25 (86%)	19 (66%)	18 (62%)	16 (55%)
IDUKKI	27	23 (85%)	22 (81%)	22 (81%)	20 (74%)
PATHANAMTHITTA	26	19 (73%)	16 (62%)	15 (58%)	16 (62%)
Total	745	629 (84%)	572 (77%)	518 (70%)	504 (68%)

5. 1 Online Appointment Booking in Hospitals (except Medical Colleges)



6. eHealth Performance - Reach

Reach indicates the percentage of population availing services through eHealth. The formula used to calculate is (Number of UHID registered / Population) * 100 %.

