

1. eHealth Kerala - Vital Statistics

Hospital Type	Live Institutions
Family Health Centre	54
Urban Primary Health Centre	8
Taluk Hospital	6
Taluk Headquarters Hospital	5
Community Health Centre	3
General Hospital	2
District Hospital	1
Medical College Hospital	1
Public Health Laboratory	1
Specialty Hospital	1
Specialty Hospital - Women Children	1
Total	83

2. eHealth - District Ranking Matrix Based on Performance of all Institutions (except Medical Colleges)

The ranking matrix showcases the performance of districts in providing eHealth services through all institutions (excluding Medical Colleges) based on six different parameters.

These parameters include:

1.

Percentage of institutions where the reception module is currently using.
2.

Percentage of UHID Visits.
3.

Percentage of Doctor Consultations.
4.

Percentage of Pharmacy Prescriptions by doctors.
5.

Percentage of lab orders through doctors.
6.

Percentage of Live Institutions.

Weightage is assigned to the percentages calculated in intervals of 10. The rank is determined based on the sum of these weightages.

The top-performing districts should aim to maintain their positions, while the average and low-performing districts should strive to reach the 'top four' league.

The ranking matrix for the current month, June 2025, along with the previous two months, is provided in the table below.

District	April	May	June
IDUKKI	1	1	1
WAYANAD	1	2	2
PALAKKAD	2	4	3
THRISSUR	3	3	4
ALAPPUZHA	4	5	5
KOZHIKODE	6	6	6
KOLLAM	6	8	7
MALAPPURAM	5	7	7
KOTTAYAM	8	10	8
THIRUVANANTHAPURAM	8	9	8
KANNUR	7	10	9
PATHANAMTHITTA	6	9	9
ERNAKULAM	9	11	10
KASARAGOD	8	9	10

- Best performing
- Average performing
- Low performing

3. eHealth - Institution Level Ranking (except Medical Colleges)

Hospital	Rank
FAMILY HEALTH CENTRE CHERUVATTOOR	1
FAMILY HEALTH CENTRE EROOR	2
FHC KADAVOOR	3
FAMILY HEALTH CENTRE MUNAMBAM	4
FAMILY HEALTH CENTRE KAKKANAD	5
FAMILY HEALTH CENTRE PALAKUZHA	5
FAMILY HEALTH CENTRE PARAKADAVU	5
COMMUNITY HEALTH CENTRE RAMAMANGALAM	6
FAMILY HEALTH CENTRE BINANIPURAM	6
FAMILY HEALTH CENTRE MULAVUKAD	6
FAMILY HEALTH CENTRE AYYAMPUZHA	7
FAMILY HEALTH CENTRE ELANJI	8
URBAN PRIMARY HEALTH CENTRE Tripunithura	8
FAMILY HEALTH CENTRE MANEED	9
FAMILY HEALTH CENTRE MANJALLOOR	10
FAMILY HEALTH CENTRE KOONAMMAVU	11
FAMILY HEALTH CENTRE KUNNUKARA	11
FAMILY HEALTH CENTER ELOOR	12
FAMILY HEALTH CENTRE RAYAMANGALAM	12
FAMILY HEALTH CENTRE OKKAL	13
FHC PANANGAD	13
FAMILY HEALTH CENTRE AVOLY	14
FAMILY HEALTH CENTRE CHOWARA	14
FAMILY HEALTH CENTRE KARUMALLOR	14
FAMILY HEALTH CENTRE KODANADU	14
FAMILY HEALTH CENTRE MUDAKUZHA	14
FAMILY HEALTH CENTRE THIRUMARADY	14
FAMILY HEALTH CENTRE KOTTAPPADY	15
FAMILY HEALTH CENTRE MALAYATTOR	15
FAMILY HEALTH CENTRE VAZHAKULAM	15
URBAN PRIMARY HEALTH CENTRE THAMMANAM	15
FAMILY HEALTH CENTRE THURAVOOR	16
URBAN PRIMARY HEALTH CENTRE MANGATTUMUKKU	16
FAMILY HEALTH CENTRE NERIYAMANGALAM	17
FAMILY HEALTH CENTRE UDAYAMPEROOR	18
FAMILY HEALTH CENTRE AYYAMPILLY	19
FAMILY HEALTH CENTRE MANJAPRA	19

Hospital	Rank
FAMILY HEALTH CENTRE CHELLANAM	34
FAMILY HEALTH CENTRE CHERANELLOORE	34
FAMILY HEALTH CENTRE NAYARAMBALM	34
FAMILY HEALTH CENTRE THIRUVANKULAM	34
TALUK HEADQUARTERS HOSPITAL PERUMBAVOOR	34
TALUK HOSPITAL NARAKKAL	34
TALUK HOSPITAL PUTHENVELIKARA	34
TALUK HOSPITAL PIRAVOM	33
TALUK HOSPITAL ANGAMALY	32
GENERAL HOSPITAL MUVATTUPUZHA	31
TALUK HEADQUARTERS HOSPITAL NORTH PARUR	31
TALUK HOSPITAL MAHARAJAS HOSPITAL KARUVELIPPADI	31
URBAN PRIMARY HEALTH CENTRE KADAVANTHRA	31
FAMILY HEALTH CENTRE GOTHURUTH	30
FAMILY HEALTH CENTRE KUTTAMPUZHA	30
WOMEN AND CHILDREN HOSPITAL MATTANCHERRY	30
FAMILY HEALTH CENTRE PAIPRA	29
COMMUNITY HEALTH CENTRE POOTHOTTA	28
FAMILY HEALTH CENTRE ALANGAD	28
FAMILY HEALTH CENTRE EDAPPALLY	28
REGIONAL PUBLIC HEALTH LABORATORY ERNAKULAM	28
TALUK HEADQUARTERS HOSPITAL THIRUPUNITHURA	28
URBAN PRIMARY HEALTH CENTRE MOOLAMKUZHY	28
GENERAL HOSPITAL ERNAKULAM	27
URBAN PRIMARY HEALTH CENTRE KALAMASSERY	27
FAMILY HEALTH CENTRE EDAVANAKKAD	26
TALUK HOSPITAL PALLURUTHY	26
FAMILY HEALTH CENTRE EDATHALA	25
FAMILY HEALTH CENTRE CHITTATTUKARA	24
FAMILY HEALTH CENTRE THIRUVANIYOOR	23
DISTRICT HOSPITAL ALUVA	22
FAMILY HEALTH CENTRE POTHANICAD	22
TALUK HEADQUARTERS HOSPITAL FORT KOCHI	22

3.1 eHealth Performance - Reception Module

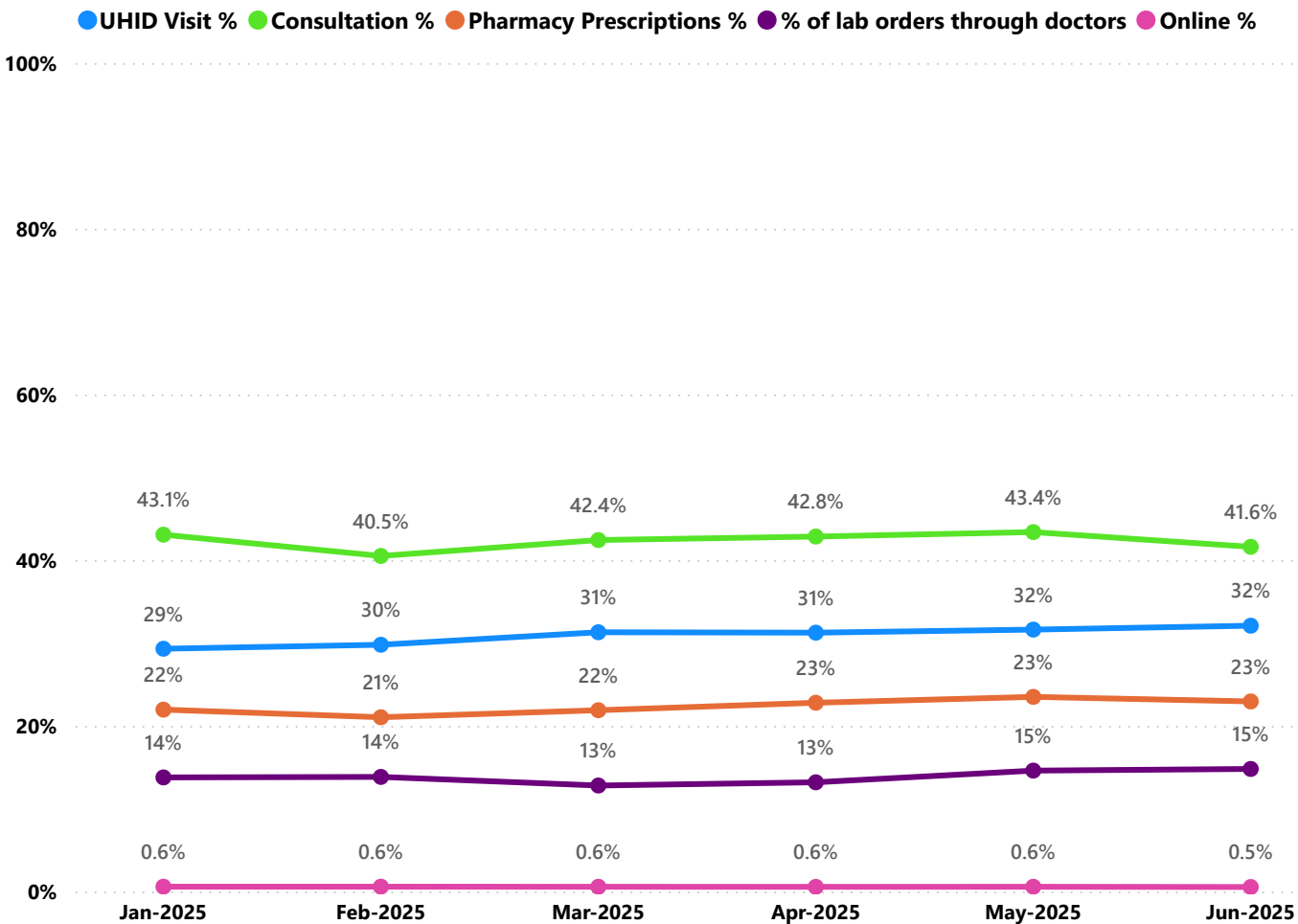
Reception Module is considered to be functional in an institution only if the number of total visits for the month is of minimum 500.

District	Institution Count	Institutions with Reception	% of institutions with Reception
KOZHIKODE	65	63	96.92%
WAYANAD	30	28	93.33%
THIRUVANANTHAPURAM	104	96	92.31%
THRISSUR	77	70	90.91%
KASARAGOD	29	25	86.21%
KOTTAYAM	41	35	85.37%
IDUKKI	27	23	85.19%
ERNAKULAM	81	68	83.95%
PALAKKAD	54	43	79.63%
KANNUR	53	41	77.36%
ALAPPUZHA	46	35	76.09%
MALAPPURAM	69	52	75.36%
PATHANAMTHITTA	26	19	73.08%
KOLLAM	42	30	71.43%

Hospital Name
FAMILY HEALTH CENTRE CHELLANAM
FAMILY HEALTH CENTRE CHERANELLOORE
FAMILY HEALTH CENTRE NAYARAMBALM
FAMILY HEALTH CENTRE THIRUVANKULAM
GENERAL HOSPITAL MUVATTUPUZHA
TALUK HEADQUARTERS HOSPITAL NORTH PARUR
TALUK HEADQUARTERS HOSPITAL PERUMBAVOOR
TALUK HOSPITAL ANGAMALY
TALUK HOSPITAL MAHARAJAS HOSPITAL KARUVELIPPADI
TALUK HOSPITAL NARAKKAL
TALUK HOSPITAL PIRAVOM
TALUK HOSPITAL PUTHENVELIKARA
URBAN PRIMARY HEALTH CENTRE KADAVANTHRA

Institutions where the reception module is either not started or not using

3.2 e-Health Performance Trend



- UHID Visit % is calculated as $(UHID\ Visits / Total\ Visit) \times 100$
- Consultation % is calculated as $(Doctor\ Consultation / OP\ Visits) \times 100$
- Pharmacy % is calculated as $(Pharmacy\ Prescriptions / Total\ OP\ Visits) \times 100$
- Lab % is calculated as $(Lab\ orders\ given\ by\ doctors / Total\ Lab\ Orders) \times 100$
- Online % is calculated as $(Online\ appointments\ via\ web\ portal / Total\ OP\ Visits) \times 100$

3.3 e-Health Performance Indicators

Hospital	UHID Visit %	Consultation %	Pharmacy Prescriptions %	% of Lab Orders given by Doctors
GENERAL HOSPITAL MUVATTUPUZHA	100.00%	0.00%	0.00%	0.00%
TALUK HEADQUARTERS HOSPITAL NORTH PARUR	100.00%	0.00%	0.00%	0.00%
TALUK HOSPITAL MAHARAJAS HOSPITAL KARUVELIPPADI	100.00%	0.00%	0.00%	0.00%
URBAN PRIMARY HEALTH CENTRE KADAVANTHRA	100.00%	0.00%	0.00%	0.00%
FAMILY HEALTH CENTRE MUNAMBAM	93.16%	90.66%	83.16%	46.32%
FAMILY HEALTH CENTRE PALAKUZHA	76.06%	92.92%	84.99%	53.14%
FAMILY HEALTH CENTRE CHERUVATTOOR	75.82%	99.25%	89.93%	91.89%
FAMILY HEALTH CENTRE KUNNUKARA	73.82%	66.97%	71.56%	18.77%
FAMILY HEALTH CENTRE PARAKADAVU	69.15%	91.29%	85.99%	64.17%
FHC KADAVOOR	68.70%	93.97%	90.27%	72.84%
FAMILY HEALTH CENTRE PINDIMANA	68.67%	21.33%	0.65%	40.00%
TALUK HOSPITAL ANGAMALY	66.67%	0.00%	0.00%	0.00%
FAMILY HEALTH CENTRE AVOLY	65.82%	98.14%	23.32%	11.39%
FAMILY HEALTH CENTRE EROOR	62.28%	95.82%	85.64%	92.38%
FAMILY HEALTH CENTER ELOOR	60.07%	72.99%	64.39%	14.36%
FAMILY HEALTH CENTRE ELANJI	58.99%	83.75%	81.68%	39.49%
FAMILY HEALTH CENTRE MANEED	56.93%	82.28%	74.93%	30.57%
FAMILY HEALTH CENTRE THIRUMARADY	55.77%	96.45%	47.22%	0.00%
FAMILY HEALTH CENTRE PUNNEKKAD	55.45%	52.57%	23.07%	0.00%
FAMILY HEALTH CENTRE MUDAKUZHA	52.11%	49.81%	9.80%	100.00%
FAMILY HEALTH CENTRE AYYAMPILLY	48.09%	69.08%	32.55%	3.50%
FAMILY HEALTH CENTRE KAKKANAD	47.84%	96.34%	84.17%	89.33%
FAMILY HEALTH CENTRE KEEZHMAID	46.89%	85.14%	0.04%	0.29%
FAMILY HEALTH CENTRE NERIYAMANGALAM	46.05%	80.24%	36.44%	5.97%
COMMUNITY HEALTH CENTRE RAMAMANGALAM	46.02%	89.41%	67.15%	86.30%
TALUK HEADQUARTERS HOSPITAL KOTHAMANGALAM	43.06%	56.81%	7.36%	15.15%
FAMILY HEALTH CENTRE THURAVOOR	42.37%	35.23%	0.97%	100.00%
FAMILY HEALTH CENTRE UDAYAMPEROOR	40.05%	88.95%	26.20%	0.81%
FAMILY HEALTH CENTRE VALAKOM	39.45%	60.55%	12.00%	13.26%
FAMILY HEALTH CENTRE MULAVUKAD	38.22%	98.88%	91.83%	52.68%
URBAN PRIMARY HEALTH CENTRE KALAMASSERY	37.51%	3.98%	3.89%	0.00%
FAMILY HEALTH CENTRE MALAYATTOR	36.31%	72.42%	46.33%	37.65%
URBAN PRIMARY HEALTH CENTRE Tripunithura	35.15%	87.20%	40.90%	100.00%
FAMILY HEALTH CENTRE EDAVANAKKAD	34.09%	14.62%	0.00%	0.00%
FAMILY HEALTH CENTRE KOTTAPPADY	33.58%	81.42%	69.78%	5.97%
FHC PANANGAD	32.70%	67.32%	19.16%	100.00%
FAMILY HEALTH CENTRE MAZHUVANNOOR	32.51%	10.56%	5.50%	100.00%
GENERAL HOSPITAL ERNAKULAM	31.90%	5.34%	0.29%	0.74%
FAMILY HEALTH CENTRE CHITTATTUKARA	31.40%	35.29%	0.00%	0.00%
URBAN PRIMARY HEALTH CENTRE THRIKKAKARA	30.66%	51.47%	31.47%	0.00%
FAMILY HEALTH CENTRE POTHANICAD	29.98%	88.75%	1.29%	0.00%
URBAN PRIMARY HEALTH CENTRE MOOLAMKUZHY	27.13%	4.54%	4.10%	0.00%
FAMILY HEALTH CENTRE THIRUVANIYOOR	26.70%	31.86%	27.58%	29.72%

3.3 e-Health Performance Indicators

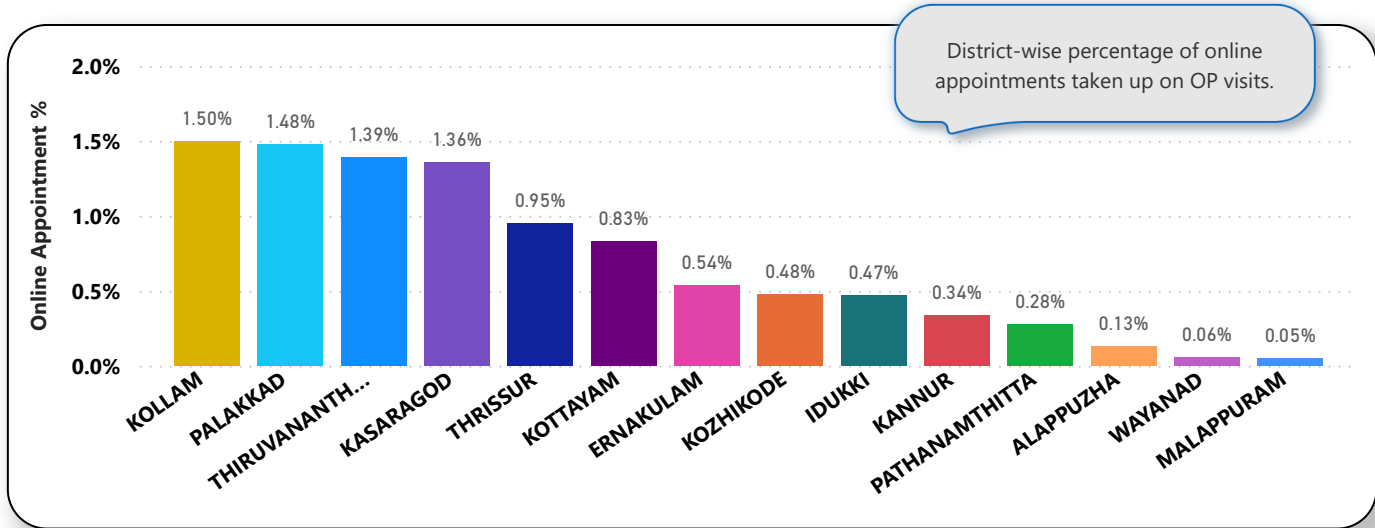
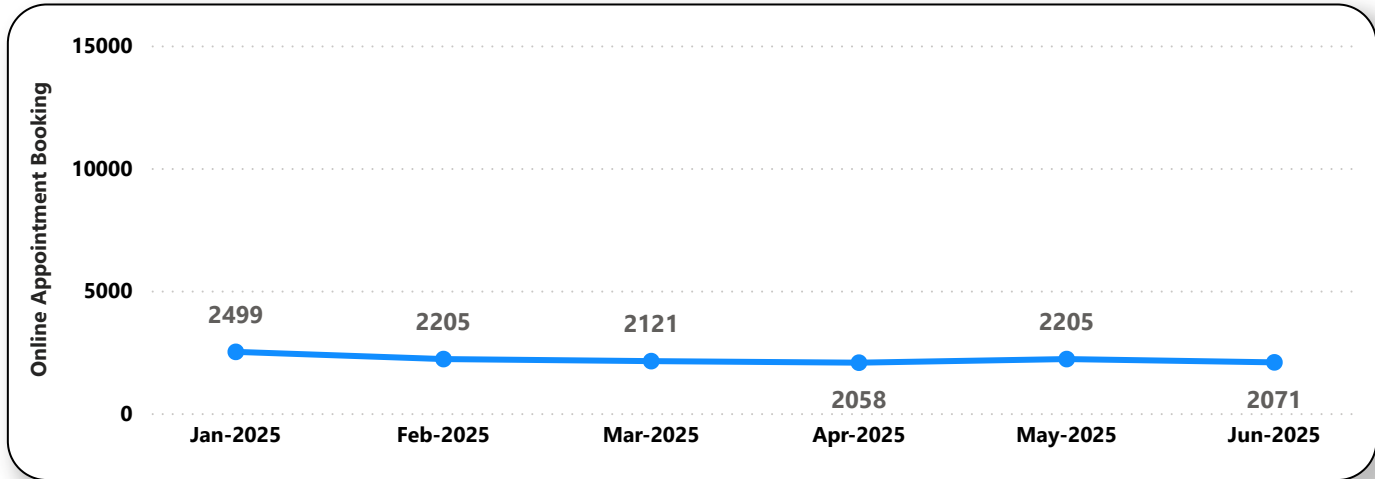
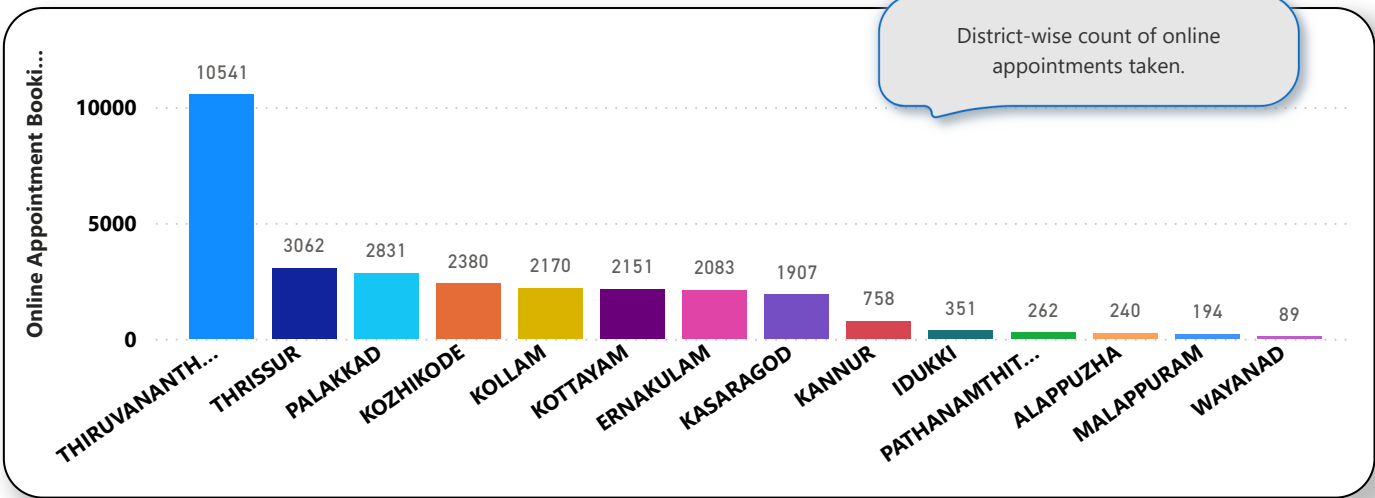
Hospital	UHID Visit %	Consultation %	Pharmacy Prescriptions %	% of Lab Orders given by Doctors
FAMILY HEALTH CENTRE CHELLANAM	0.00%	0.00%	0.00%	0.00%
FAMILY HEALTH CENTRE CHERANELLOORE	0.00%	0.00%	0.00%	0.00%
FAMILY HEALTH CENTRE NAYARAMBALM	0.00%	0.00%	0.00%	0.00%
FAMILY HEALTH CENTRE THIRUVANKULAM	0.00%	0.00%	0.00%	0.00%
TALUK HEADQUARTERS HOSPITAL PERUMBAVOOR	0.00%	0.00%	0.00%	0.00%
TALUK HOSPITAL NARAKKAL	0.00%	0.00%	0.00%	0.00%
TALUK HOSPITAL PUTHENVELIKARA	0.00%	0.00%	0.00%	0.00%
FAMILY HEALTH CENTRE KUTTAMPUZHA	1.04%	0.00%	0.00%	0.00%
WOMEN AND CHILDREN HOSPITAL MATTANCHERRY	3.98%	0.00%	0.00%	0.00%
FAMILY HEALTH CENTRE CHOWARA	5.95%	91.69%	0.37%	100.00%
TALUK HEADQUARTERS HOSPITAL FORT KOCHI	7.95%	10.51%	3.65%	100.00%
FAMILY HEALTH CENTRE GOTHURUTH	8.46%	0.18%	0.12%	0.00%
TALUK HOSPITAL PIRAVOM	11.11%	0.00%	0.00%	0.00%
FAMILY HEALTH CENTRE KARUMALLOR	11.20%	95.70%	79.12%	13.98%
DISTRICT HOSPITAL ALUVA	12.15%	8.63%	5.12%	100.00%
FAMILY HEALTH CENTRE ALANGAD	12.22%	14.58%	2.68%	0.00%
FAMILY HEALTH CENTRE OKKAL	12.48%	98.94%	1.50%	100.00%
COMMUNITY HEALTH CENTRE CHENGAMANAD	13.49%	12.17%	11.73%	92.50%
FAMILY HEALTH CENTRE NETTOOR	13.63%	29.12%	1.66%	100.00%
FAMILY HEALTH CENTRE MANJAPRA	15.09%	21.24%	13.19%	97.62%
TALUK HOSPITAL PALLURUTHY	15.14%	23.08%	12.96%	5.51%
FAMILY HEALTH CENTRE KOONAMMAVU	15.84%	79.72%	77.01%	67.00%
FAMILY HEALTH CENTRE KODANADU	16.18%	81.61%	4.69%	100.00%
URBAN PRIMARY HEALTH CENTRE EDAKOCHI	17.30%	7.95%	7.87%	100.00%
FAMILY HEALTH CENTRE AYYAMPUZHA	17.97%	82.01%	75.92%	97.95%
FAMILY HEALTH CENTRE PAIPRA	18.50%	0.00%	0.00%	0.00%
FAMILY HEALTH CENTRE EDAPPALLY	20.01%	1.72%	1.69%	3.60%
FAMILY HEALTH CENTRE RAYAMANGALAM	20.13%	59.80%	44.44%	99.84%
FAMILY HEALTH CENTRE EDATHALA	20.64%	31.86%	3.94%	0.00%
FAMILY HEALTH CENTRE BINANIPURAM	20.68%	99.32%	87.88%	70.04%
TALUK HEADQUARTERS HOSPITAL THIRIPUNITHURA	21.22%	9.40%	5.75%	0.00%
URBAN PRIMARY HEALTH CENTRE THAMMANAM	21.57%	50.14%	18.34%	100.00%
REGIONAL PUBLIC HEALTH LABORATORY ERNAKULAM	23.12%	0.00%	0.00%	0.00%
COMMUNITY HEALTH CENTRE POOTHOTTA	24.02%	1.93%	1.39%	0.69%
FAMILY HEALTH CENTRE MANJALLOOR	25.13%	93.11%	63.91%	52.41%
FAMILY HEALTH CENTRE KUMARAPURAM	26.02%	25.01%	14.28%	73.91%
FAMILY HEALTH CENTRE VAZHAKULAM	26.26%	63.74%	58.55%	46.67%
URBAN PRIMARY HEALTH CENTRE MANGATTUMUKKU	26.41%	47.82%	19.22%	100.00%
FAMILY HEALTH CENTRE THIRUVANIYOOR	26.70%	31.86%	27.58%	29.72%
URBAN PRIMARY HEALTH CENTRE MOOLAMKUZHY	27.13%	4.54%	4.10%	0.00%
FAMILY HEALTH CENTRE POTHANICAD	29.98%	88.75%	1.29%	0.00%
URBAN PRIMARY HEALTH CENTRE THRIKKAKARA	30.66%	51.47%	31.47%	0.00%

4. Status of Modules Usage in Hospitals

District wise status of live institutions and the count of various modules [Reception, OP Consultation, Lab, Pharmacy] started / functional.

District	Live Institutions	Reception	Consultation	Pharmacy	Lab
THIRUVANANTHAPURAM	104	97 (93%)	91 (88%)	74 (71%)	78 (75%)
ERNAKULAM	81	68 (84%)	56 (69%)	37 (46%)	39 (48%)
THRISSUR	78	70 (90%)	65 (83%)	64 (82%)	63 (81%)
MALAPPURAM	68	52 (76%)	49 (72%)	45 (66%)	41 (60%)
KOZHIKODE	65	63 (97%)	57 (88%)	55 (85%)	54 (83%)
PALAKKAD	54	43 (80%)	43 (80%)	39 (72%)	38 (70%)
KANNUR	53	41 (77%)	33 (62%)	31 (58%)	27 (51%)
ALAPPUZHA	46	35 (76%)	34 (74%)	34 (74%)	32 (70%)
KOLLAM	42	30 (71%)	30 (71%)	30 (71%)	28 (67%)
KOTTAYAM	41	35 (85%)	34 (83%)	32 (78%)	30 (73%)
WAYANAD	31	28 (90%)	23 (74%)	22 (71%)	22 (71%)
KASARAGOD	29	25 (86%)	19 (66%)	18 (62%)	16 (55%)
IDUKKI	27	23 (85%)	22 (81%)	22 (81%)	20 (74%)
PATHANAMTHITTA	26	19 (73%)	16 (62%)	15 (58%)	16 (62%)
Total	745	629 (84%)	572 (77%)	518 (70%)	504 (68%)

5. 1 Online Appointment Booking in Hospitals (except Medical Colleges)



6. eHealth Performance - Reach

Reach indicates the percentage of population availing services through eHealth. The formula used to calculate is (Number of UHID registered / Population) * 100 %.

