

1. eHealth Kerala - Vital Statistics

Hospital Type	Live Institutions
Family Health Centre	20
Taluk Headquarters Hospital	3
District Hospital	1
Primary Health Centre	1
Taluk Hospital	1
Urban Primary Health Centre	1
Total	27

2. eHealth - District Ranking Matrix Based on Performance of all Institutions (except Medical Colleges)

The ranking matrix showcases the performance of districts in providing eHealth services through all institutions (excluding Medical Colleges) based on six different parameters.

These parameters include:

1.

Percentage of institutions where the reception module is currently using.
2.

Percentage of UHID Visits.
3.

Percentage of Doctor Consultations.
4.

Percentage of Pharmacy Prescriptions by doctors.
5.

Percentage of lab orders through doctors.
6.

Percentage of Live Institutions.

Weightage is assigned to the percentages calculated in intervals of 10. The rank is determined based on the sum of these weightages.

The top-performing districts should aim to maintain their positions, while the average and low-performing districts should strive to reach the 'top four' league.

The ranking matrix for the current month, June 2025, along with the previous two months, is provided in the table below.

District	April	May	June
IDUKKI	1	1	1
WAYANAD	1	2	2
PALAKKAD	2	4	3
THRISSUR	3	3	4
ALAPPUZHA	4	5	5
KOZHIKODE	6	6	6
KOLLAM	6	8	7
MALAPPURAM	5	7	7
KOTTAYAM	8	10	8
THIRUVANANTHAPURAM	8	9	8
KANNUR	7	10	9
PATHANAMTHITTA	6	9	9
ERNAKULAM	9	11	10
KASARAGOD	8	9	10

- Best performing
- Average performing
- Low performing

3. eHealth - Institution Level Ranking (except Medical Colleges)

Hospital	Rank
FAMILY HEALTH CENTRE BISON VALLEY	1
FAMILY HEALTH CENTRE KARIMKUNNAM	1
FAMILY HEALTH CENTRE KODIKULAM	1
FAMILY HEALTH CENTRE KUDAYATHUR	1
FAMILY HEALTH CENTRE ALAKODE	2
FAMILY HEALTH CENTRE ARAKULAM	2
FAMILY HEALTH CENTRE ELAMDESOM	2
FAMILY HEALTH CENTRE KARIMANNOOR	2
FAMILY HEALTH CENTRE KUMARAMANGALAM	2
FAMILY HEALTH CENTRE MUTTOM	2
FAMILY HEALTH CENTRE KANCHIYAR	3
FAMILY HEALTH CENTRE MARIYAPURAM	3
FAMILY HEALTH CENTRE VATTAVADA	3
PRIMARY HEALTH CENTRE MANKULAM	3
FAMILY HEALTH CENTRE KAMAKSHY	4
FAMILY HEALTH CENTRE PERUVANTHANAM	4
FAMILY HEALTH CENTRE RAJAKUMARY	4
FAMILY HEALTH CENTRE KARUNAPURAM	5
FAMILY HEALTH CENTRE KUMILY	5
URBAN PRIMARY HEALTH CENTRE PARAKKADAVU	6
FAMILY HEALTH CENTRE UDUMBANCHOLA	7
FAMILY HEALTH CENTRE KONNATHADY	8
TALUK HEADQUARTERS HOSPITAL NEDUMKANDAM	9
TALUK HEADQUARTERS HOSPITAL ADIMALY	10
TALUK HEADQUARTERS HOSPITAL PEERMADE	10
TALUK HEADQUARTERS HOSPITAL THODUPUZHA	10
TALUK HOSPITAL KATTAPPANA	10

3.1 eHealth Performance - Reception Module

Reception Module is considered to be functional in an institution only if the number of total visits for the month is of minimum 500.

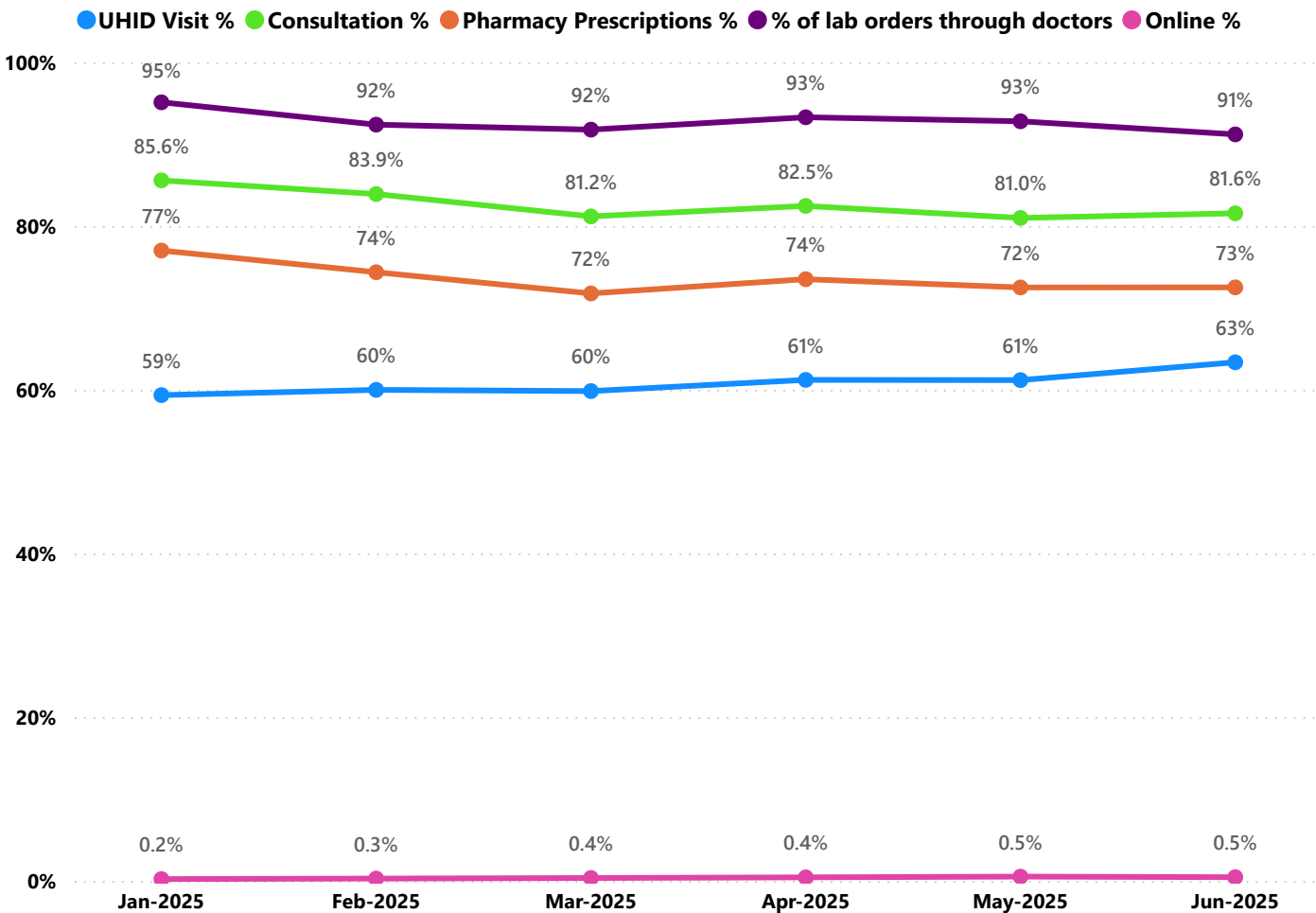
District	Institution Count	Institutions with Reception	% of institutions with Reception
KOZHIKODE	65	63	96.92%
WAYANAD	30	28	93.33%
THIRUVANANTHAPURAM	104	96	92.31%
THRISSUR	77	70	90.91%
KASARAGOD	29	25	86.21%
KOTTAYAM	41	35	85.37%
IDUKKI	27	23	85.19%
ERNAKULAM	81	68	83.95%
PALAKKAD	54	43	79.63%
KANNUR	53	41	77.36%
ALAPPUZHA	46	35	76.09%
MALAPPURAM	69	52	75.36%
PATHANAMTHITTA	26	19	73.08%
KOLLAM	42	30	71.43%

Hospital Name

TALUK HEADQUARTERS HOSPITAL ADIMALY
TALUK HEADQUARTERS HOSPITAL PEERMADE
TALUK HEADQUARTERS HOSPITAL THODUPUZHA
TALUK HOSPITAL KATTAPPANA

Institutions where the reception module is either not started or not using

3.2 e-Health Performance Trend



- UHID Visit % is calculated as $(UHID\ Visits / Total\ Visit) \times 100$
- Consultation % is calculated as $(Doctor\ Consultation / OP\ Visits) \times 100$
- Pharmacy % is calculated as $(Pharmacy\ Prescriptions / Total\ OP\ Visits) \times 100$
- Lab % is calculated as $(Lab\ orders\ given\ by\ doctors / Total\ Lab\ Orders) \times 100$
- Online % is calculated as $(Online\ appointments\ via\ web\ portal / Total\ OP\ Visits) \times 100$

3.3 e-Health Performance Indicators

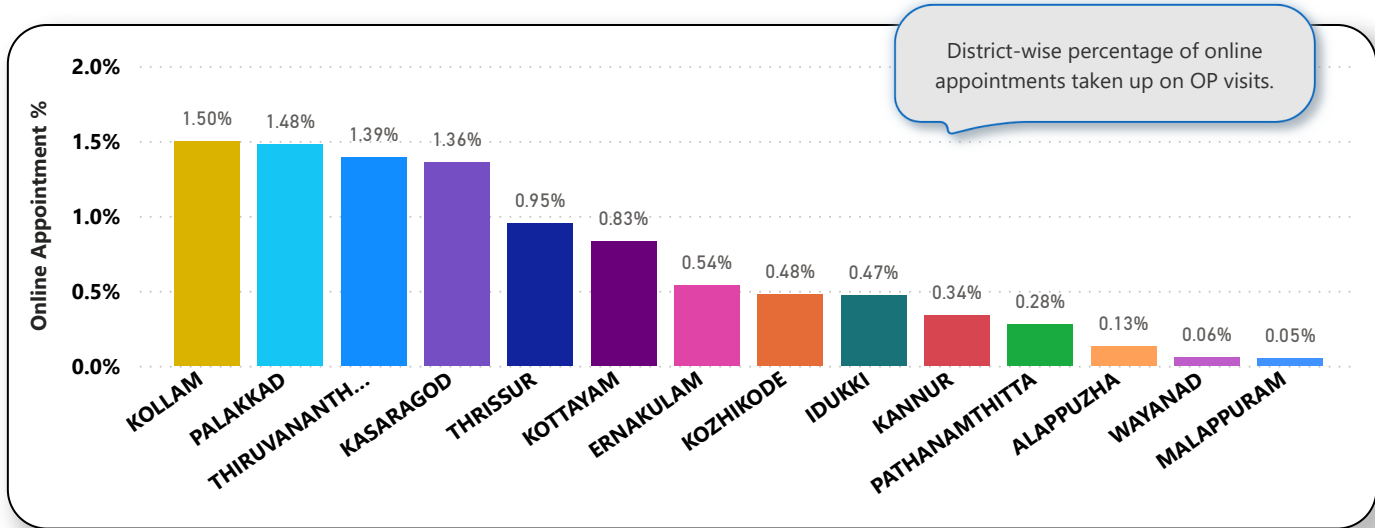
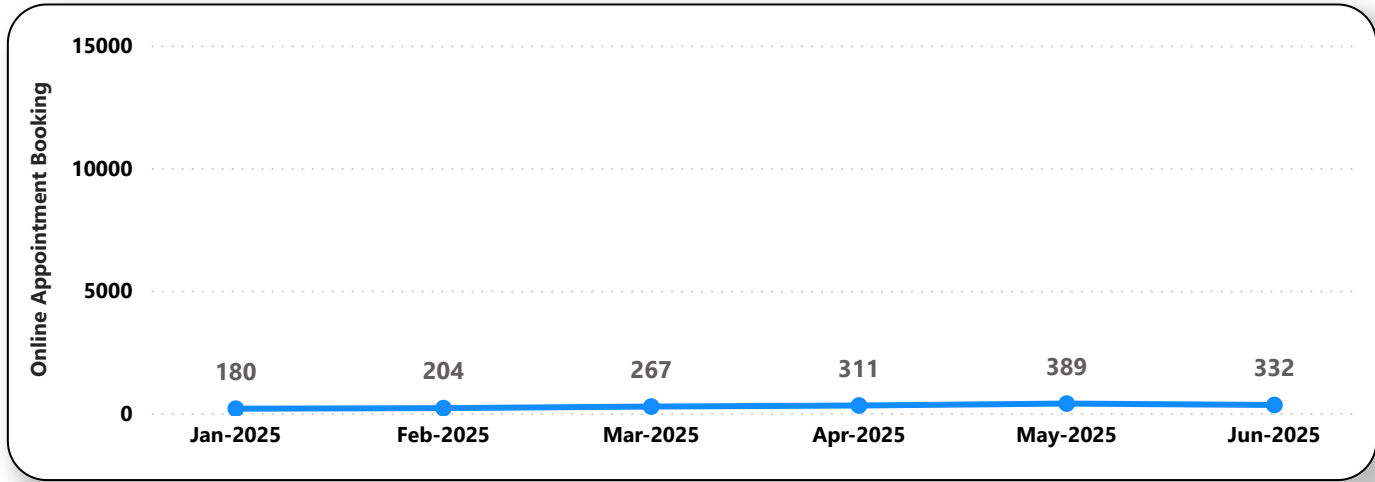
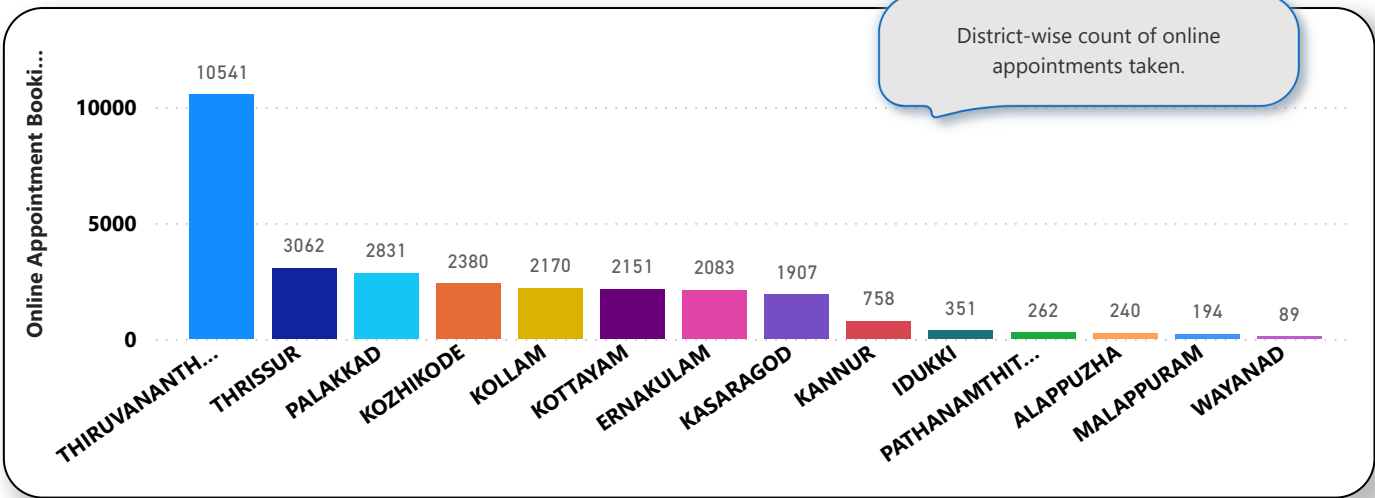
Hospital	UHID Visit %	Consultation %	Pharmacy Prescriptions %	% of Lab Orders given by Doctors
TALUK HEADQUARTERS HOSPITAL ADIMALY	100.00%	0.00%	0.00%	0.00%
TALUK HEADQUARTERS HOSPITAL PEERMADE	100.00%	0.00%	0.00%	0.00%
TALUK HEADQUARTERS HOSPITAL THODUPUZHA	100.00%	0.00%	0.00%	0.00%
TALUK HOSPITAL KATTAPPANA	95.65%	0.00%	0.00%	0.00%
FAMILY HEALTH CENTRE KARIMANNOOR	87.92%	99.19%	89.73%	89.35%
FAMILY HEALTH CENTRE KUDAYATHUR	84.56%	99.81%	88.31%	100.00%
FAMILY HEALTH CENTRE ARAKULAM	81.86%	98.44%	84.48%	89.96%
FAMILY HEALTH CENTRE KODIKULAM	81.80%	99.77%	89.69%	100.00%
FAMILY HEALTH CENTRE ALAKODE	81.14%	98.57%	80.66%	85.64%
FAMILY HEALTH CENTRE MUTTOM	80.91%	93.45%	82.63%	83.45%
FAMILY HEALTH CENTRE BISON VALLEY	77.50%	97.34%	94.04%	99.17%
FAMILY HEALTH CENTRE KUMARAMANGALAM	76.19%	99.82%	83.91%	99.48%
FAMILY HEALTH CENTRE ELAMDESOM	74.27%	99.01%	88.21%	97.65%
FAMILY HEALTH CENTRE KARUNAPURAM	73.95%	81.56%	65.01%	98.33%
URBAN PRIMARY HEALTH CENTRE PARAKKADAVU	71.30%	88.37%	67.78%	89.29%
FAMILY HEALTH CENTRE KARIMKUNNAM	70.98%	98.46%	91.68%	94.15%
FAMILY HEALTH CENTRE PERUVANTHANAM	68.19%	85.38%	83.75%	100.00%
FAMILY HEALTH CENTRE VATTAVADA	67.24%	94.10%	88.45%	100.00%
PRIMARY HEALTH CENTRE MANKULAM	66.86%	95.66%	87.31%	100.00%
FAMILY HEALTH CENTRE KONNATHADY	66.06%	68.33%	62.69%	99.75%
FAMILY HEALTH CENTRE KANCHIYAR	62.34%	97.42%	93.63%	81.65%
FAMILY HEALTH CENTRE MARIYAPURAM	60.83%	94.69%	88.32%	100.00%
FAMILY HEALTH CENTRE UDUMBANCHOLA	60.62%	78.83%	74.17%	87.62%
FAMILY HEALTH CENTRE RAJAKUMARY	59.43%	99.01%	82.70%	95.82%
FAMILY HEALTH CENTRE KUMILY	56.60%	99.84%	86.82%	82.31%
FAMILY HEALTH CENTRE KAMAKSHY	52.84%	98.98%	89.39%	100.00%
TALUK HEADQUARTERS HOSPITAL NEDUMKANDAM	15.23%	0.00%	0.00%	0.00%

4. Status of Modules Usage in Hospitals

District wise status of live institutions and the count of various modules [Reception, OP Consultation, Lab, Pharmacy] started / functional.

District	Live Institutions	Reception	Consultation	Pharmacy	Lab
THIRUVANANTHAPURAM	104	97 (93%)	91 (88%)	74 (71%)	78 (75%)
ERNAKULAM	81	68 (84%)	56 (69%)	37 (46%)	39 (48%)
THRISSUR	78	70 (90%)	65 (83%)	64 (82%)	63 (81%)
MALAPPURAM	68	52 (76%)	49 (72%)	45 (66%)	41 (60%)
KOZHIKODE	65	63 (97%)	57 (88%)	55 (85%)	54 (83%)
PALAKKAD	54	43 (80%)	43 (80%)	39 (72%)	38 (70%)
KANNUR	53	41 (77%)	33 (62%)	31 (58%)	27 (51%)
ALAPPUZHA	46	35 (76%)	34 (74%)	34 (74%)	32 (70%)
KOLLAM	42	30 (71%)	30 (71%)	30 (71%)	28 (67%)
KOTTAYAM	41	35 (85%)	34 (83%)	32 (78%)	30 (73%)
WAYANAD	31	28 (90%)	23 (74%)	22 (71%)	22 (71%)
KASARAGOD	29	25 (86%)	19 (66%)	18 (62%)	16 (55%)
IDUKKI	27	23 (85%)	22 (81%)	22 (81%)	20 (74%)
PATHANAMTHITTA	26	19 (73%)	16 (62%)	15 (58%)	16 (62%)
Total	745	629 (84%)	572 (77%)	518 (70%)	504 (68%)

5. 1 Online Appointment Booking in Hospitals (except Medical Colleges)



6. eHealth Performance - Reach

Reach indicates the percentage of population availing services through eHealth. The formula used to calculate is (Number of UHID registered / Population) * 100 %.

