

1. eHealth Kerala - Vital Statistics

Hospital Type	Live Institutions
Family Health Centre	43
Community Health Centre	7
Taluk Hospital	6
Urban Primary Health Centre	5
Medical College Hospital	3
District Hospital	1
General Hospital	1
Specialty Hospital - Women Children	1
Taluk Headquarters Hospital	1
Total	68

2. eHealth - District Ranking Matrix Based on Performance of all Institutions (except Medical Colleges)

The ranking matrix showcases the performance of districts in providing eHealth services through all institutions (excluding Medical Colleges) based on six different parameters.

These parameters include:

1.

Percentage of institutions where the reception module is currently using.
2.

Percentage of UHID Visits.
3.

Percentage of Doctor Consultations.
4.

Percentage of Pharmacy Prescriptions by doctors.
5.

Percentage of lab orders through doctors.
6.

Percentage of Live Institutions.

Weightage is assigned to the percentages calculated in intervals of 10. The rank is determined based on the sum of these weightages.

The top-performing districts should aim to maintain their positions, while the average and low-performing districts should strive to reach the 'top four' league.

The ranking matrix for the current month, June 2025, along with the previous two months, is provided in the table below.

District	April	May	June
IDUKKI	1	1	1
WAYANAD	1	2	2
PALAKKAD	2	4	3
THRISSUR	3	3	4
ALAPPUZHA	4	5	5
KOZHIKODE	6	6	6
KOLLAM	6	8	7
MALAPPURAM	5	7	7
KOTTAYAM	8	10	8
THIRUVANANTHAPURAM	8	9	8
KANNUR	7	10	9
PATHANAMTHITTA	6	9	9
ERNAKULAM	9	11	10
KASARAGOD	8	9	10

- Best performing
- Average performing
- Low performing

## 3. eHealth - Institution Level Ranking (except Medical Colleges)

Hospital	Rank
URBAN PRIMARY HEALTH CENTRE KALLUNIRA	1
FAMILY HEALTH CENTRE IRINGAL KOTTAKKAL	2
FAMILY HEALTH CENTRE KAYANNA	2
FAMILY HEALTH CENTRE KIZHAKOTH	2
FAMILY HEALTH CENTRE RAMANATUKARA	2
FAMILY HEALTH CENTRE VADAKARA	2
FAMILY HEALTH CENTRE KAKKODI	3
FAMILY HEALTH CENTRE MANIYOOR	3
FAMILY HEALTH CENTRE PURAMERY	3
URBAN FAMILY HEALTH CENTRE FEROKE	3
URBAN FAMILY HEALTH CENTRE KINASSERY	3
URBAN FAMILY HEALTH CENTRE PAYYANAKKAL	3
FAMILY HEALTH CENTRE CHORODE	4
FAMILY HEALTH CENTRE ERAMANGALAM	4
FAMILY HEALTH CENTRE KAKKUR	4
FAMILY HEALTH CENTRE KODARANJI	4
FAMILY HEALTH CENTRE MADAVOOR KOZHICODE	4
FAMILY HEALTH CENTRE MOODADI	4
FAMILY HEALTH CENTRE THIRUVAMBADI	4
COMMUNITY HEALTH CENTRE THIRUVANGOOR	5
FAMILY HEALTH CENTRE ATHOLI	5
FAMILY HEALTH CENTRE KODENCHERY	5
FAMILY HEALTH CENTRE KODIYATHUR	5
FAMILY HEALTH CENTRE VANIMEL	5
COMMUNITY HEALTH CENTRE KOORACHUNDU	6
FAMILY HEALTH CENTRE AYANCHERY	6
FAMILY HEALTH CENTRE KAYAKKODY	6
FAMILY HEALTH CENTRE KOTTUR	6
FAMILY HEALTH CENTRE KUNNAMANGALAM	6
URBAN FAMILY HEALTH CENTRE PAYYOLI	6
FAMILY HEALTH CENTRE ARIKKULAM	7
FAMILY HEALTH CENTRE CHENGOTTUKAVU	7
FAMILY HEALTH CENTRE IRIVALLUR	7
FAMILY HEALTH CENTRE NARIPATTA	7
FAMILY HEALTH CENTRE NOCHAD	7
FAMILY HEALTH CENTRE PANANGAD	7
FAMILY HEALTH CENTRE AZHIYUR	8
FAMILY HEALTH CENTRE MEPPAYUR	9

Hospital	Rank
FAMILY HEALTH CENTRE PERUVANNAMUZHI	26
TALUK HEADQUARTERS HOSPITAL THAMARASSERY	25
COMMUNITY HEALTH CENTRE VALAYAM	24
TALUK HOSPITAL BALUSSERY	24
FAMILY HEALTH CENTRE CHERUVANNUR NALLALAM	23
TALUK HOSPITAL FEROKE	22
TALUK HEADQUARTERS HOSPITAL KOYILANDY	21
TALUK HOSPITAL PERAMBRA	21
FAMILY HEALTH CENTRE PERUMANNA	20
TALUK HOSPITAL KUTTIADI	20
COMMUNITY HEALTH CENTRE KODUVALLY	19
COMMUNITY HEALTH CENTRE OLAVANNA	19
DISTRICT HOSPITAL VADAKARA	18
FAMILY HEALTH CENTRE CHEKKIAD	17
TALUK HOSPITAL NADAPURAM	17
COMMUNITY HEALTH CENTRE ULLIYERI	16
FAMILY HEALTH CENTRE CHALIYAM	16
FAMILY HEALTH CENTRE PUDUPPADI	15
GENERAL HOSPITAL KOZHICODE	14
FAMILY HEALTH CENTRE PUTHIYAPPA	13
WOMEN AND CHILDREN HOSPITAL KOZHICODE	13
FAMILY HEALTH CENTRE CHANGAROTH	12
FAMILY HEALTH CENTRE MANGAD	12
COMMUNITY HEALTH CENTRE MUKKAM	11
FAMILY HEALTH CENTRE BEYPORE	11
FAMILY HEALTH CENTRE KARASSERY	11
FAMILY HEALTH CENTRE MARUTHONKARA	10
FAMILY HEALTH CENTRE MEPPAYUR	9
FAMILY HEALTH CENTRE AZHIYUR	8
FAMILY HEALTH CENTRE ARIKKULAM	7
FAMILY HEALTH CENTRE CHENGOTTUKAVU	7
FAMILY HEALTH CENTRE IRIVALLUR	7
FAMILY HEALTH CENTRE NARIPATTA	7
FAMILY HEALTH CENTRE NOCHAD	7
FAMILY HEALTH CENTRE PANANGAD	7
COMMUNITY HEALTH CENTRE KOORACHUNDU	6

3.1 eHealth Performance - Reception Module

Reception Module is considered to be functional in an institution only if the number of total visits for the month is of minimum 500.

District	Institution Count	Institutions with Reception	% of institutions with Reception
KOZHIKODE	65	63	96.92%
WAYANAD	30	28	93.33%
THIRUVANANTHAPURAM	104	96	92.31%
THRISSUR	77	70	90.91%
KASARAGOD	29	25	86.21%
KOTTAYAM	41	35	85.37%
IDUKKI	27	23	85.19%
ERNAKULAM	81	68	83.95%
PALAKKAD	54	43	79.63%
KANNUR	53	41	77.36%
ALAPPUZHA	46	35	76.09%
MALAPPURAM	69	52	75.36%
PATHANAMTHITTA	26	19	73.08%
KOLLAM	42	30	71.43%

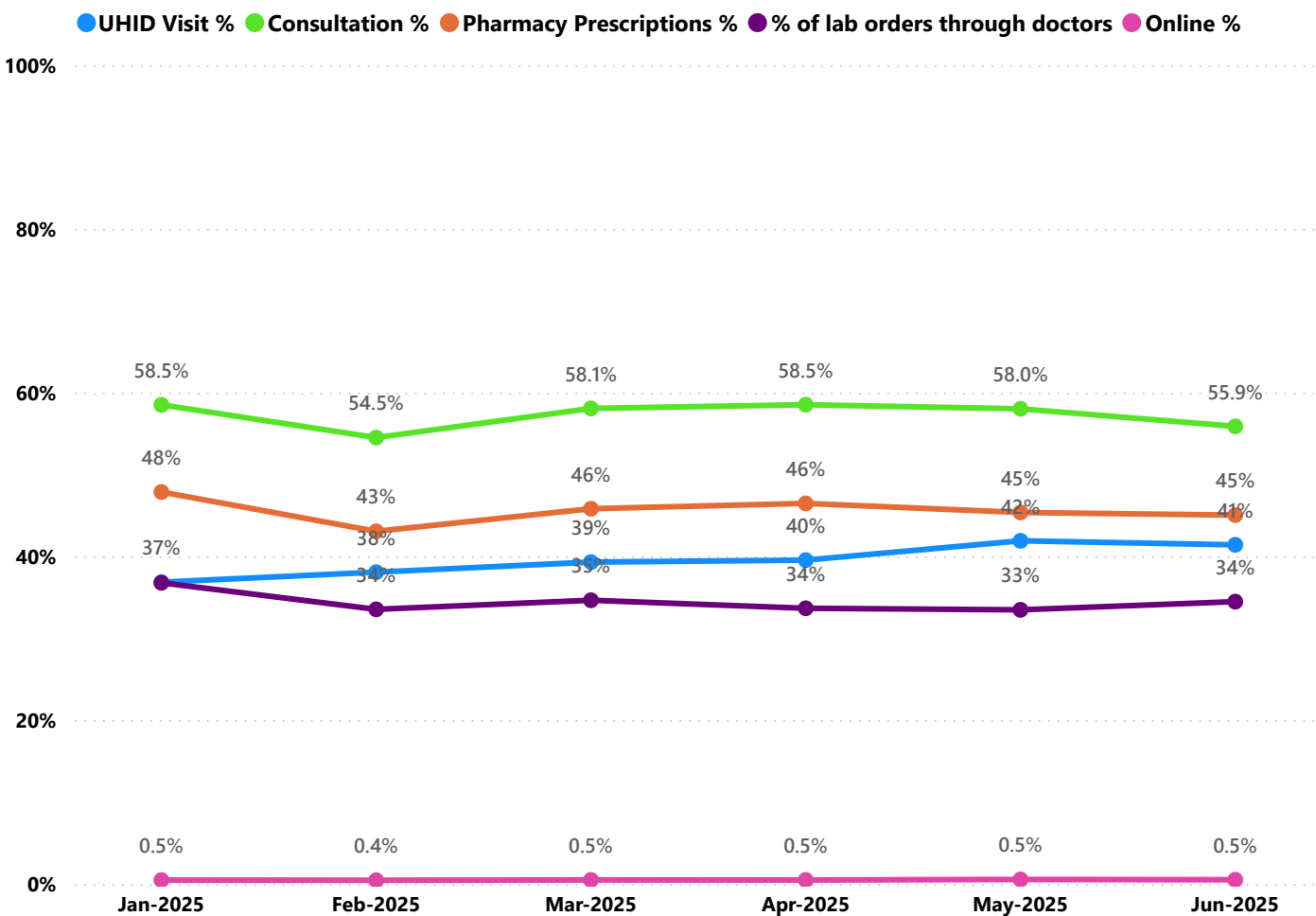
Hospital Name

- FAMILY HEALTH CENTRE PERUVANNAMUZHI
- TALUK HEADQUARTERS HOSPITAL THAMARASSERY

Institutions where the reception module is either not started or not using



3.2 e-Health Performance Trend



- UHID Visit % is calculated as  $(UHID\ Visits / Total\ Visit) * 100$
- Consultation % is calculated as  $(Doctor\ Consultation / OP\ Visits) * 100$
- Pharmacy % is calculated as  $(Pharmacy\ Prescriptions / Total\ OP\ Visits) * 100$
- Lab % is calculated as  $(Lab\ orders\ given\ by\ doctors / Total\ Lab\ Orders) * 100$
- Online % is calculated as  $(Online\ appointments\ via\ web\ portal / Total\ OP\ Visits) * 100$

## 3.3 e-Health Performance Indicators

Hospital	UHID Visit %	Consultation %	Pharmacy Prescriptions %	% of Lab Orders given by Doctors
TALUK HEADQUARTERS HOSPITAL THAMARASSERY	100.00%	0.00%	0.00%	0.00%
URBAN FAMILY HEALTH CENTRE PAYYOLI	81.79%	93.09%	88.45%	10.34%
FAMILY HEALTH CENTRE KOTTUR	77.36%	83.40%	79.76%	40.90%
URBAN PRIMARY HEALTH CENTRE KALLUNIRA	76.36%	92.47%	100.00%	87.39%
FAMILY HEALTH CENTRE KODENCHERY	73.81%	85.70%	82.40%	41.90%
FAMILY HEALTH CENTRE KAKKUR	73.63%	93.88%	90.89%	39.20%
DISTRICT HOSPITAL VADAKARA	73.21%	13.06%	5.24%	3.24%
FAMILY HEALTH CENTRE PURAMERY	71.87%	94.94%	90.74%	46.08%
FAMILY HEALTH CENTRE CHENGOTTUKAVU	70.11%	98.51%	95.37%	4.01%
FAMILY HEALTH CENTRE CHORODE	69.11%	94.41%	90.32%	48.22%
FAMILY HEALTH CENTRE VADAKARA	68.68%	97.41%	87.70%	77.64%
FAMILY HEALTH CENTRE IRIVALLUR	68.59%	51.07%	53.17%	98.42%
FAMILY HEALTH CENTRE THIRUVAMBADI	68.46%	87.53%	80.70%	64.71%
FAMILY HEALTH CENTRE ERAMANGALAM	67.82%	95.47%	89.12%	53.74%
URBAN FAMILY HEALTH CENTRE PAYYANAKKAL	65.71%	84.38%	70.85%	80.06%
FAMILY HEALTH CENTRE RAMANATUKARA	65.00%	98.93%	89.30%	77.67%
FAMILY HEALTH CENTRE MOODADI	63.52%	97.41%	90.46%	47.30%
FAMILY HEALTH CENTRE KIZHAKOTH	62.66%	96.97%	94.10%	68.06%
FAMILY HEALTH CENTRE KAYAKKODY	61.68%	92.60%	88.55%	37.38%
FAMILY HEALTH CENTRE KARASSERY	61.61%	77.79%	52.47%	26.19%
COMMUNITY HEALTH CENTRE OLAVANNA	61.36%	0.00%	0.00%	0.00%
FAMILY HEALTH CENTRE KAYANNA	60.67%	96.67%	94.30%	67.00%
COMMUNITY HEALTH CENTRE KODUVALLY	60.03%	0.00%	0.00%	0.00%
COMMUNITY HEALTH CENTRE THIRUVANGOOR	59.89%	98.91%	85.08%	52.96%
FAMILY HEALTH CENTRE ATHOLI	59.32%	94.13%	91.57%	46.90%
FAMILY HEALTH CENTRE AYANCHERY	59.21%	89.29%	85.30%	55.01%
FAMILY HEALTH CENTRE VANIMEL	58.87%	91.85%	86.91%	52.31%
FAMILY HEALTH CENTRE PANANGAD	58.76%	88.45%	83.72%	42.46%
FAMILY HEALTH CENTRE MANGAD	56.01%	66.79%	62.95%	25.79%
FAMILY HEALTH CENTRE MANIYOOR	55.15%	96.73%	93.72%	64.77%
FAMILY HEALTH CENTRE BEYPORE	54.52%	31.32%	31.53%	100.00%
FAMILY HEALTH CENTRE MADAVOOR KOZHIKODE	53.92%	98.91%	92.40%	57.88%
FAMILY HEALTH CENTRE MEPPAYUR	51.98%	85.21%	72.79%	30.02%
FAMILY HEALTH CENTRE NARIPATTA	51.01%	92.90%	89.17%	34.91%
FAMILY HEALTH CENTRE KAKKODI	50.62%	88.65%	85.88%	85.27%
COMMUNITY HEALTH CENTRE ULLIYERI	47.38%	37.74%	29.00%	12.18%
FAMILY HEALTH CENTRE NOCHAD	46.06%	96.79%	91.85%	35.20%
FAMILY HEALTH CENTRE ARIKKULAM	45.43%	95.08%	79.61%	55.23%
FAMILY HEALTH CENTRE KODIYATHUR	44.98%	97.83%	93.41%	53.00%
URBAN FAMILY HEALTH CENTRE FEROKE	42.74%	95.67%	88.98%	82.93%
FAMILY HEALTH CENTRE KOODARANJI	42.71%	97.91%	95.17%	60.62%
URBAN FAMILY HEALTH CENTRE KINASSERY	42.51%	94.59%	77.67%	100.00%
FAMILY HEALTH CENTRE IRINGAL KOTTAKKAL	41.90%	90.92%	84.14%	90.22%
FAMILY HEALTH CENTRE MADUTHONKARA	41.15%	83.16%	88.38%	48.13%

## 3.3 e-Health Performance Indicators

Hospital	UHID Visit %	Consultation %	Pharmacy Prescriptions %	% of Lab Orders given by Doctors
FAMILY HEALTH CENTRE PERUVANNAMUZHI	0.00%	0.00%	0.00%	0.00%
COMMUNITY HEALTH CENTRE VALAYAM	2.77%	0.00%	0.00%	0.00%
TALUK HOSPITAL BALUSSERY	4.08%	0.00%	0.00%	0.00%
TALUK HOSPITAL PERAMBRA	4.31%	29.37%	18.56%	0.97%
TALUK HOSPITAL KUTTIADI	9.90%	36.27%	29.34%	0.24%
FAMILY HEALTH CENTRE CHERUVANNUR NALLALAM	13.47%	0.00%	0.00%	0.00%
COMMUNITY HEALTH CENTRE KOORACHUNDU	13.61%	94.29%	87.33%	83.86%
TALUK HEADQUARTERS HOSPITAL KOYILANDY	17.99%	25.47%	4.91%	0.00%
FAMILY HEALTH CENTRE CHEKKIAD	19.77%	50.31%	37.48%	7.05%
FAMILY HEALTH CENTRE CHALIYAM	20.49%	53.47%	33.46%	7.37%
TALUK HOSPITAL FEROKE	21.32%	0.00%	0.00%	0.00%
TALUK HOSPITAL NADAPURAM	24.50%	46.13%	25.18%	12.73%
FAMILY HEALTH CENTRE AZHIYUR	25.39%	80.52%	75.42%	75.86%
FAMILY HEALTH CENTRE PUTHIYAPPA	25.53%	64.51%	58.53%	34.22%
WOMEN AND CHILDREN HOSPITAL KOZHIKODE	26.60%	54.49%	2.44%	100.00%
FAMILY HEALTH CENTRE PERUMANNA	29.85%	22.51%	12.08%	0.00%
FAMILY HEALTH CENTRE KUNNAMANGALAM	30.61%	98.97%	88.43%	65.17%
COMMUNITY HEALTH CENTRE MUKKAM	31.24%	82.91%	61.30%	34.10%
GENERAL HOSPITAL KOZHIKODE	32.15%	23.88%	0.00%	100.00%
FAMILY HEALTH CENTRE CHANGAROTH	32.58%	83.13%	79.63%	17.43%
FAMILY HEALTH CENTRE PUDUPPADI	35.46%	50.43%	26.25%	28.09%
FAMILY HEALTH CENTRE MARUTHONKARA	41.15%	93.16%	89.28%	18.12%
FAMILY HEALTH CENTRE IRINGAL KOTTAKKAL	41.90%	90.92%	84.14%	90.22%
URBAN FAMILY HEALTH CENTRE KINASSERY	42.51%	94.59%	77.67%	100.00%
FAMILY HEALTH CENTRE KOODARANJI	42.71%	97.91%	95.17%	60.62%
URBAN FAMILY HEALTH CENTRE FEROKE	42.74%	95.67%	88.98%	82.93%
FAMILY HEALTH CENTRE KODIYATHUR	44.98%	97.83%	93.41%	53.00%
FAMILY HEALTH CENTRE ARIKKULAM	45.43%	95.08%	79.61%	55.23%
FAMILY HEALTH CENTRE NOCHAD	46.06%	96.79%	91.85%	35.20%
COMMUNITY HEALTH CENTRE ULLIYERI	47.38%	37.74%	29.00%	12.18%
FAMILY HEALTH CENTRE KAKKODI	50.62%	88.65%	85.88%	85.27%
FAMILY HEALTH CENTRE NARIPATTA	51.01%	92.90%	89.17%	34.91%
FAMILY HEALTH CENTRE MEPPAYUR	51.98%	85.21%	72.79%	30.02%
FAMILY HEALTH CENTRE MADAVOOR KOZHIKODE	53.92%	98.91%	92.40%	57.88%
FAMILY HEALTH CENTRE BEYPORE	54.52%	31.32%	31.53%	100.00%
FAMILY HEALTH CENTRE MANIYOOR	55.15%	96.73%	93.72%	64.77%
FAMILY HEALTH CENTRE MANGAD	56.01%	66.79%	62.95%	25.79%
FAMILY HEALTH CENTRE PANANGAD	58.76%	88.45%	83.72%	42.46%
FAMILY HEALTH CENTRE VANIMEL	58.87%	91.85%	86.91%	52.31%
FAMILY HEALTH CENTRE AYANCHERY	59.21%	89.29%	85.30%	55.01%
FAMILY HEALTH CENTRE ATHOLI	59.32%	94.13%	91.57%	46.90%
COMMUNITY HEALTH CENTRE THIRUVANGOOR	59.89%	98.91%	85.08%	52.96%
COMMUNITY HEALTH CENTRE KODUVALLY	60.03%	0.00%	0.00%	0.00%
FAMILY HEALTH CENTRE KAVANNA	60.67%	96.67%	94.30%	67.00%

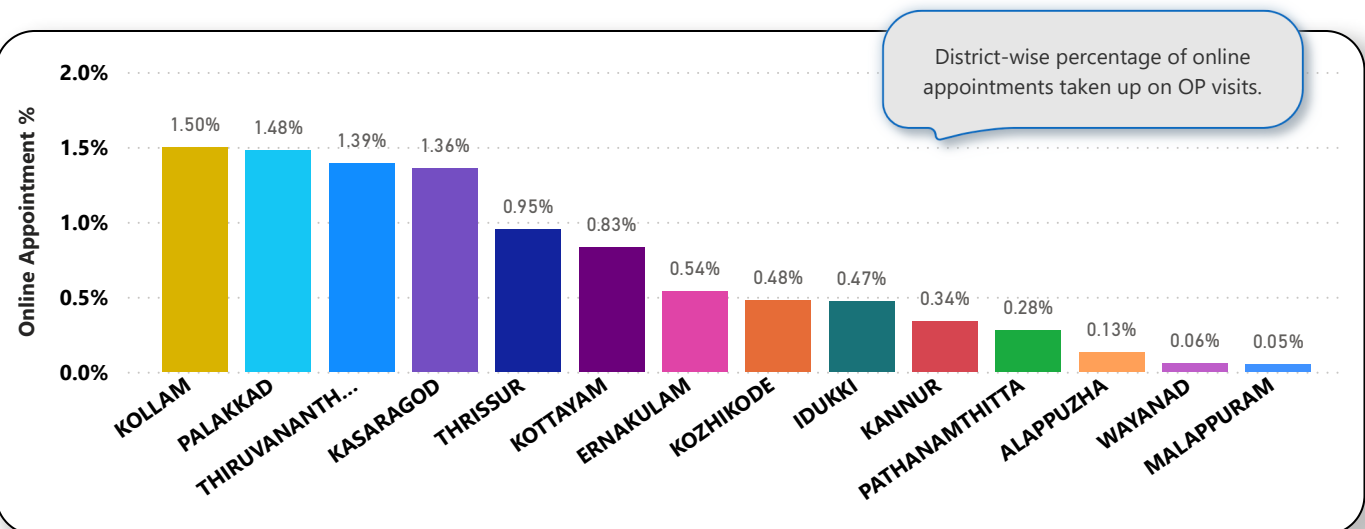
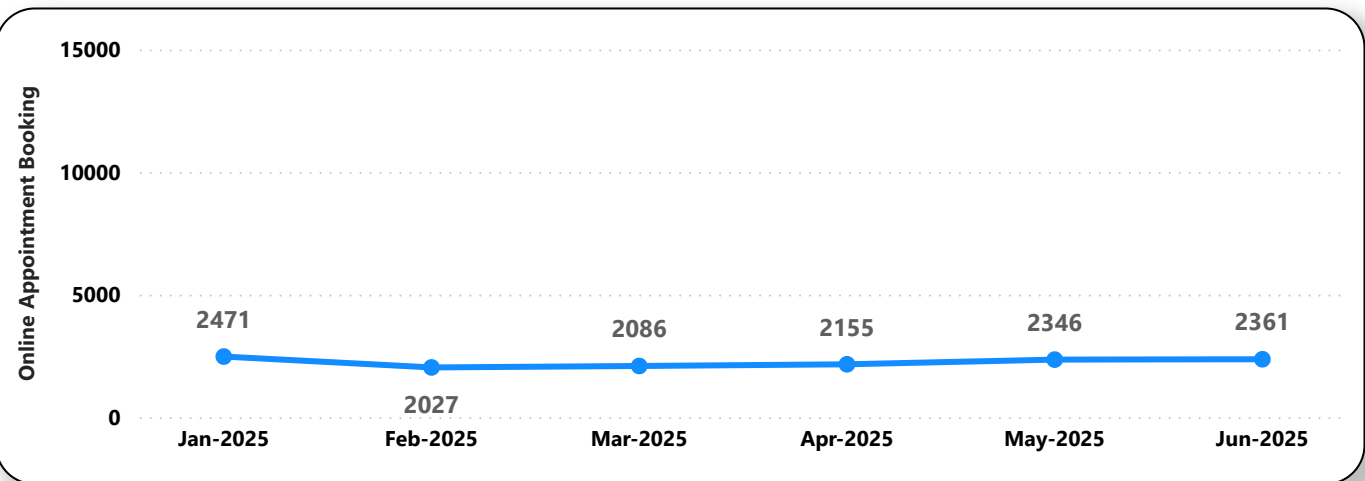
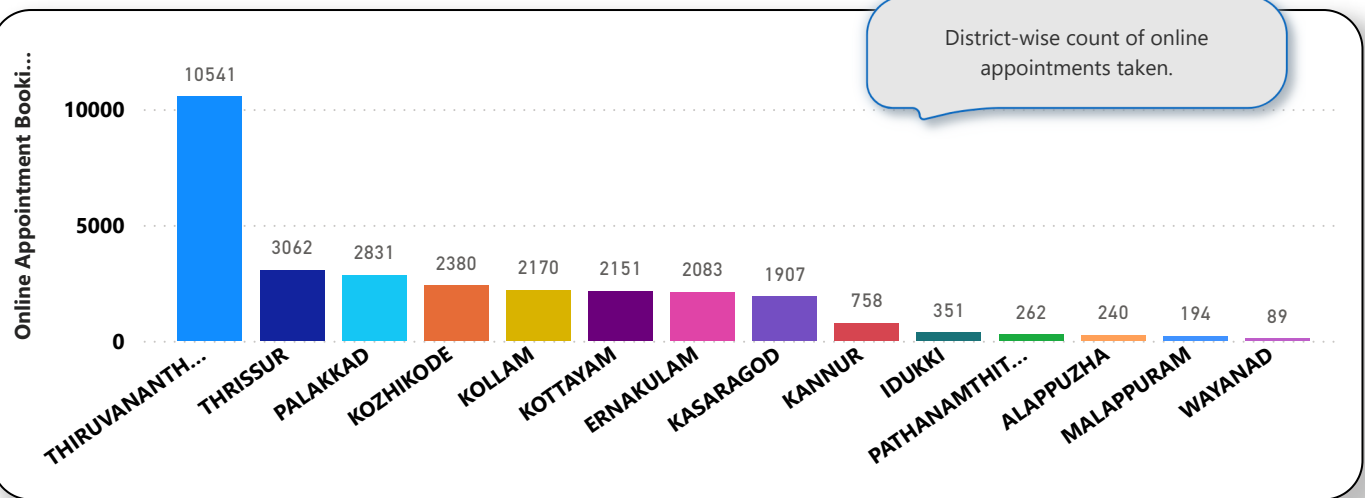
4. Status of Modules Usage in Hospitals

District wise status of live institutions and the count of various modules [Reception, OP Consultation, Lab, Pharmacy] started / functional.

District	Live Institutions	Reception	Consultation	Pharmacy	Lab
THIRUVANANTHAPURAM	104	97 (93%)	91 (88%)	74 (71%)	78 (75%)
ERNAKULAM	81	68 (84%)	56 (69%)	37 (46%)	39 (48%)
THRISSUR	78	70 (90%)	65 (83%)	64 (82%)	63 (81%)
MALAPPURAM	68	52 (76%)	49 (72%)	45 (66%)	41 (60%)
KOZHIKODE	65	63 (97%)	57 (88%)	55 (85%)	54 (83%)
PALAKKAD	54	43 (80%)	43 (80%)	39 (72%)	38 (70%)
KANNUR	53	41 (77%)	33 (62%)	31 (58%)	27 (51%)
ALAPPUZHA	46	35 (76%)	34 (74%)	34 (74%)	32 (70%)
KOLLAM	42	30 (71%)	30 (71%)	30 (71%)	28 (67%)
KOTTAYAM	41	35 (85%)	34 (83%)	32 (78%)	30 (73%)
WAYANAD	31	28 (90%)	23 (74%)	22 (71%)	22 (71%)
KASARAGOD	29	25 (86%)	19 (66%)	18 (62%)	16 (55%)
IDUKKI	27	23 (85%)	22 (81%)	22 (81%)	20 (74%)
PATHANAMTHITTA	26	19 (73%)	16 (62%)	15 (58%)	16 (62%)
Total	745	629 (84%)	572 (77%)	518 (70%)	504 (68%)



5. 1 Online Appointment Booking in Hospitals (except Medical Colleges)





6. eHealth Performance - Reach

Reach indicates the percentage of population availing services through eHealth. The formula used to calculate is (Number of UHID registered / Population) \* 100 %.

