

1. eHealth Kerala - Vital Statistics

Hospital Type	Live Institutions
Family Health Centre	29
Taluk Headquarters Hospital	5
Taluk Hospital	4
Urban Primary Health Centre	2
District Hospital	1
Medical College Hospital	1
Specialty Hospital - Women Children	1
Total	43

2. eHealth - District Ranking Matrix Based on Performance of all Institutions (except Medical Colleges)

The ranking matrix showcases the performance of districts in providing eHealth services through all institutions (excluding Medical Colleges) based on six different parameters.

These parameters include:

1.

Percentage of institutions where the reception module is currently using.
2.

Percentage of UHID Visits.
3.

Percentage of Doctor Consultations.
4.

Percentage of Pharmacy Prescriptions by doctors.
5.

Percentage of lab orders through doctors.
6.

Percentage of Live Institutions.

Weightage is assigned to the percentages calculated in intervals of 10. The rank is determined based on the sum of these weightages.

The top-performing districts should aim to maintain their positions, while the average and low-performing districts should strive to reach the 'top four' league.

The ranking matrix for the current month, June 2025, along with the previous two months, is provided in the table below.

District	April	May	June
IDUKKI	1	1	1
WAYANAD	1	2	2
PALAKKAD	2	4	3
THRISSUR	3	3	4
ALAPPUZHA	4	5	5
KOZHIKODE	6	6	6
KOLLAM	6	8	7
MALAPPURAM	5	7	7
KOTTAYAM	8	10	8
THIRUVANANTHAPURAM	8	9	8
KANNUR	7	10	9
PATHANAMTHITTA	6	9	9
ERNAKULAM	9	11	10
KASARAGOD	8	9	10

- Best performing
- Average performing
- Low performing

3. eHealth - Institution Level Ranking (except Medical Colleges)

Hospital	Rank
FAMILY HEALTH CENTRE WEST KALLADA	1
FAMILY HEALTH CENTRE EZHUKONE	1
FAMILY HEALTH CENTRE MELILA	1
FAMILY HEALTH CENTRE SREENARAYANAPURAM	1
FAMILY HEALTH CENTRE EZHUKONE PAVITHRESWARAM	2
URBAN PRIMARY HEALTH CENTRE ULIAKOVIL	3
FAMILY HEALTH CENTRE THEKKUMBHAGAM	4
FAMILY HEALTH CENTRE VELIYAM	4
FAMILY HEALTH CENTRE VILAKKUDY	4
FAMILY HEALTH CENTRE PERUMON	5
FAMILY HEALTH CENTRE THAZHAVA	6
FAMILY HEALTH CENTRE KULASEKHARAPURAM	7
FAMILY HEALTH CENTRE NEDUVATHOOR	7
FAMILY HEALTH CENTRE ALAPPAD	8
FAMILY HEALTH CENTRE KARAVALUR	8
FAMILY HEALTH CENTRE PERINAD	9
FAMILY HEALTH CENTRE SAKTHIKULANGARA	9
C KESAVAN MEMORIAL FAMILY HEALTH CENTRE MAYYANAD	10
FAMILY HEALTH CENTRE CHAVARA	10
FAMILY HEALTH CENTRE UMMANNOOR	10
FAMILY HEALTH CENTRE PIRAVANTHOOR	11
FAMILY HEALTH CENTRE KALLADA EAST	12
FAMILY HEALTH CENTRE MANCODE CHITHARA	12
FAMILY HEALTH CENTRE POOYAPPALLY	12
FAMILY HEALTH CENTRE THENMALA	12
FAMILY HEALTH CENTRE ELAMPALLOOR	13
FAMILY HEALTH CENTRE CHATHANNOOR	14
FAMILY HEALTH CENTRE MADATHARA	14
FAMILY HEALTH CENTRE VALLIKKAVU	15
URBAN PRIMARY HEALTH CENTRE MUNDAKKAL	15
TALUK HEADQUARTERS HOSPITAL PUNALUR	16
A A RAHIM MEMORIAL DISTRICT HOSPITAL KOLLAM	17

Hospital	Rank
TALUK HOSPITAL NEENDAKARA	18
A A RAHIM MEMORIAL DISTRICT HOSPITAL KOLLAM	17
FAMILY HEALTH CENTRE AZHEEKKAL	17
TALUK HEAD QUARTERS HOSPITAL PATHANAPURAM	17
TALUK HEADQUARTERS HOSPITAL KARUNAGAPPALLY	17
TALUK HEADQUARTERS HOSPITAL KOTTARAKKARA	17
TALUK HEADQUARTERS HOSPITAL SASTHAMKOTTA	17
TALUK HOSPITAL KADAKKAL	17
TALUK HOSPITAL KUNDARA	17
TALUK HOSPITAL RAMA RAO MEMORIAL NEDUNGOLAM	17
WOMEN AND CHILDREN HOSPITAL KOLLAM VICTORIA	17
TALUK HEADQUARTERS HOSPITAL PUNALUR	16
FAMILY HEALTH CENTRE VALLIKKAVU	15
URBAN PRIMARY HEALTH CENTRE MUNDAKKAL	15
FAMILY HEALTH CENTRE CHATHANNOOR	14
FAMILY HEALTH CENTRE MADATHARA	14
FAMILY HEALTH CENTRE ELAMPALLOOR	13
FAMILY HEALTH CENTRE KALLADA EAST	12
FAMILY HEALTH CENTRE MANCODE CHITHARA	12
FAMILY HEALTH CENTRE POOYAPPALLY	12
FAMILY HEALTH CENTRE THENMALA	12
FAMILY HEALTH CENTRE PIRAVANTHOOR	11
C KESAVAN MEMORIAL FAMILY HEALTH CENTRE MAYYANAD	10
FAMILY HEALTH CENTRE CHAVARA	10
FAMILY HEALTH CENTRE UMMANNOOR	10
FAMILY HEALTH CENTRE PERINAD	9
FAMILY HEALTH CENTRE SAKTHIKULANGARA	9
FAMILY HEALTH CENTRE ALAPPAD	8

3.1 eHealth Performance - Reception Module

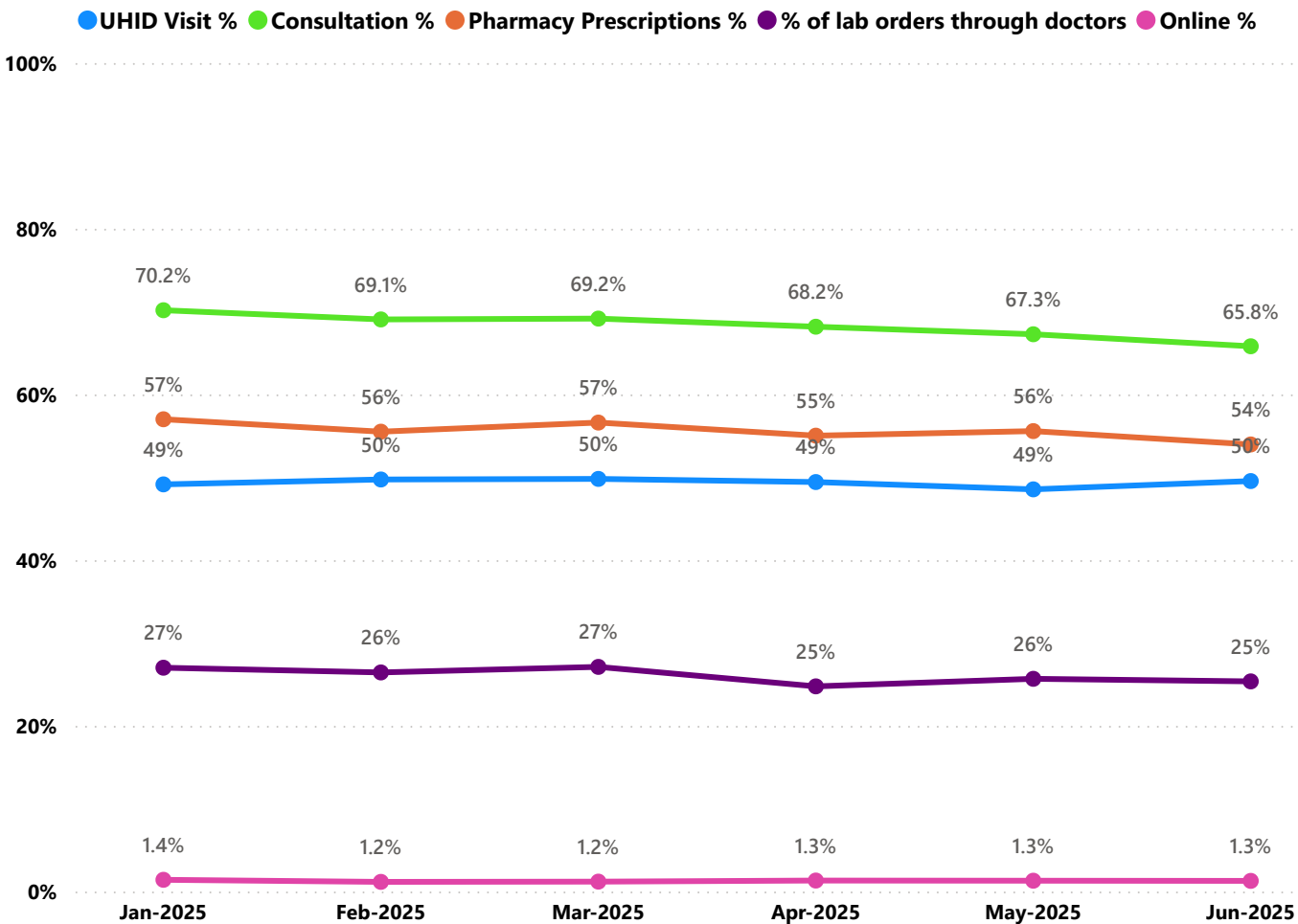
Reception Module is considered to be functional in an institution only if the number of total visits for the month is of minimum 500.

District	Institution Count	Institutions with Reception	% of institutions with Reception
KOZHIKODE	65	63	96.92%
WAYANAD	30	28	93.33%
THIRUVANANTHAPURAM	104	96	92.31%
THRISSUR	77	70	90.91%
KASARAGOD	29	25	86.21%
KOTTAYAM	41	35	85.37%
IDUKKI	27	23	85.19%
ERNAKULAM	81	68	83.95%
PALAKKAD	54	43	79.63%
KANNUR	53	41	77.36%
ALAPPUZHA	46	35	76.09%
MALAPPURAM	69	52	75.36%
PATHANAMTHITTA	26	19	73.08%
KOLLAM	42	30	71.43%

Hospital Name
A A RAHIM MEMORIAL DISTRICT HOSPITAL KOLLAM
FAMILY HEALTH CENTRE AZHEEKAL
TALUK HEAD QUARTERS HOSPITAL PATHANAPURAM
TALUK HEADQUARTERS HOSPITAL KARUNAGAPPALLY
TALUK HEADQUARTERS HOSPITAL KOTTARAKKARA
TALUK HEADQUARTERS HOSPITAL SASTHAMKOTTA
TALUK HOSPITAL KADAKKAL
TALUK HOSPITAL KUNDARA
TALUK HOSPITAL NEENDAKARA
TALUK HOSPITAL RAMA RAO MEMORIAL NEDUNGOLAM
URBAN PRIMARY HEALTH CENTRE MUNDAKKAL
WOMEN AND CHILDREN HOSPITAL KOLLAM VICTORIA

Institutions where the reception module is either not started or not using

3.2 e-Health Performance Trend



- UHID Visit % is calculated as $(UHID\ Visits / Total\ Visit) \times 100$
- Consultation % is calculated as $(Doctor\ Consultation / OP\ Visits) \times 100$
- Pharmacy % is calculated as $(Pharmacy\ Prescriptions / Total\ OP\ Visits) \times 100$
- Lab % is calculated as $(Lab\ orders\ given\ by\ doctors / Total\ Lab\ Orders) \times 100$
- Online % is calculated as $(Online\ appointments\ via\ web\ portal / Total\ OP\ Visits) \times 100$

3.3 e-Health Performance Indicators

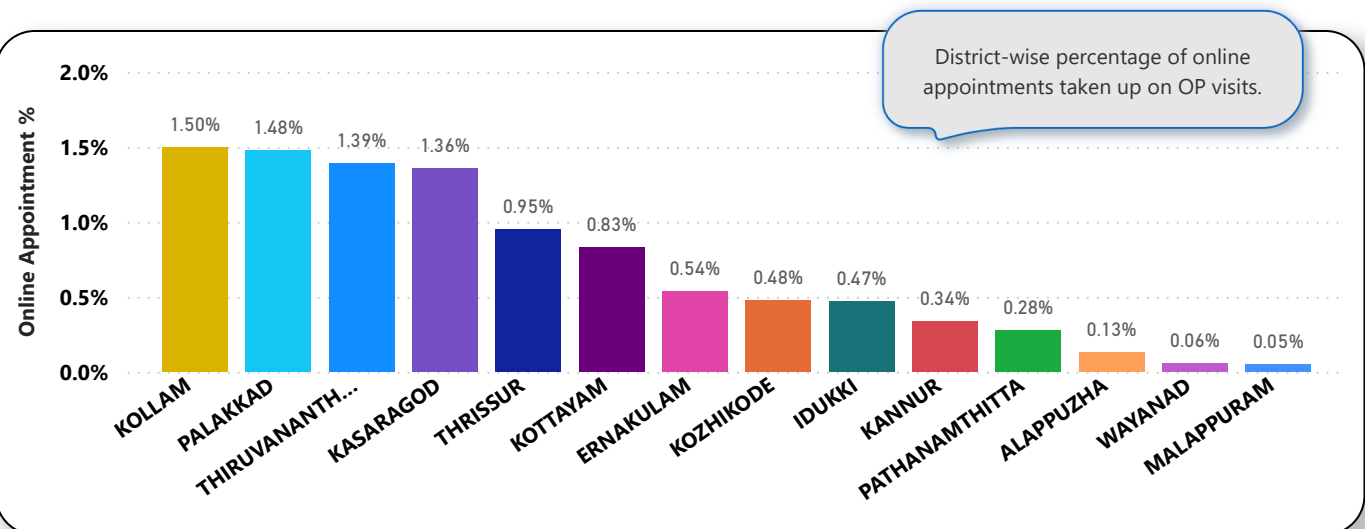
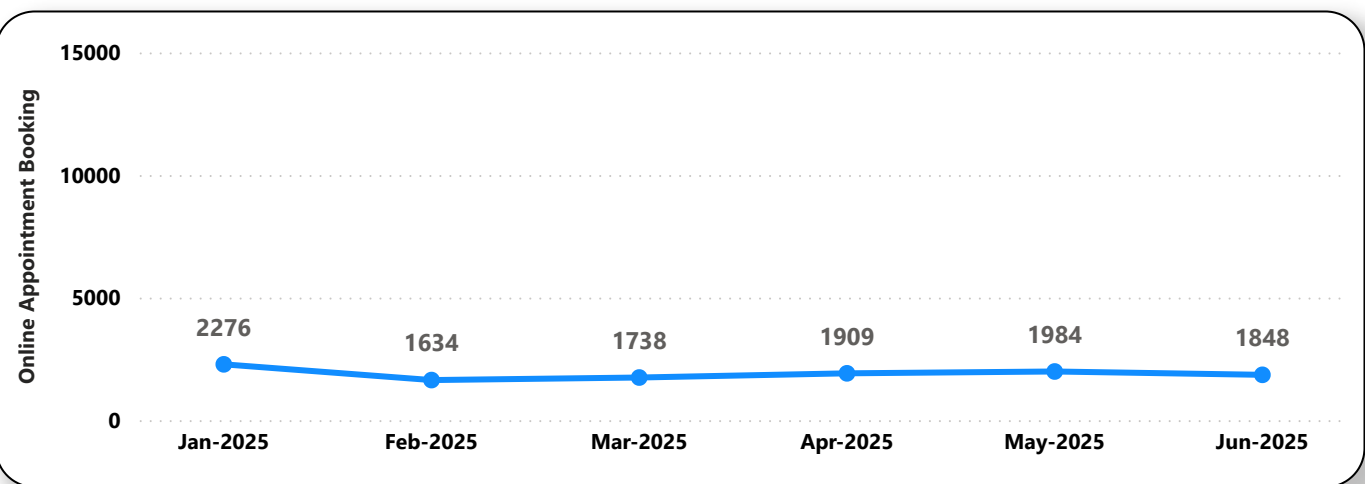
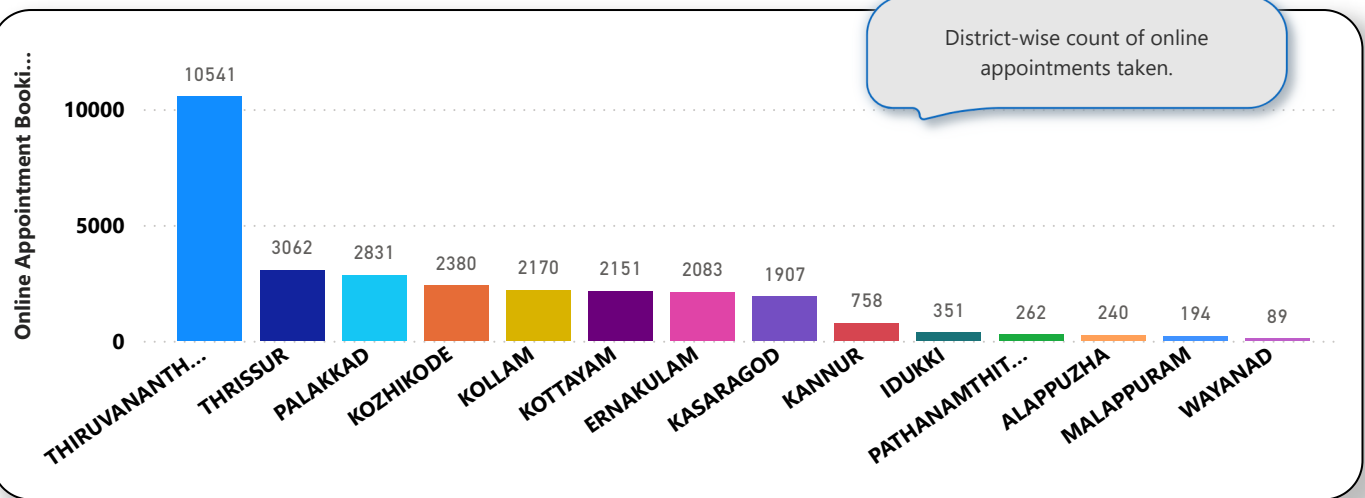
Hospital	UHID Visit %	Consultation %	Pharmacy Prescriptions %	% of Lab Orders given by Doctors
FAMILY HEALTH CENTRE AZHEKKAL	100.00%	0.00%	0.00%	0.00%
TALUK HEAD QUARTERS HOSPITAL PATHANAPURAM	100.00%	0.00%	0.00%	0.00%
TALUK HEADQUARTERS HOSPITAL KARUNAGAPPALLY	100.00%	0.00%	0.00%	0.00%
TALUK HEADQUARTERS HOSPITAL SASTHAMKOTTA	100.00%	0.00%	0.00%	0.00%
TALUK HOSPITAL KUNDARA	100.00%	0.00%	0.00%	0.00%
TALUK HOSPITAL RAMA RAO MEMORIAL NEDUNGOLAM	100.00%	0.00%	0.00%	0.00%
WOMEN AND CHILDREN HOSPITAL KOLLAM VICTORIA	100.00%	0.00%	0.00%	0.00%
A A RAHIM MEMORIAL DISTRICT HOSPITAL KOLLAM	99.09%	0.00%	0.00%	0.00%
TALUK HEADQUARTERS HOSPITAL KOTTARAKKARA	98.13%	0.00%	0.00%	0.00%
FAMILY HEALTH CENTRE UMMANNOOR	90.91%	68.68%	64.35%	33.69%
TALUK HOSPITAL KADAKKAL	90.62%	0.00%	0.00%	0.00%
URBAN PRIMARY HEALTH CENTRE ULIAKOVIL	86.90%	93.78%	81.33%	71.16%
FAMILY HEALTH CENTRE WEST KALLADA	86.19%	96.78%	87.22%	100.00%
FAMILY HEALTH CENTRE EZHUKONE PAVITHRESWARAM	82.89%	98.73%	86.03%	86.16%
FAMILY HEALTH CENTRE THENMALA	78.52%	75.96%	72.36%	16.27%
FAMILY HEALTH CENTRE EZHUKONE	77.73%	97.71%	91.29%	90.40%
FAMILY HEALTH CENTRE SREENARAYANAPURAM	77.02%	99.55%	97.94%	92.88%
FAMILY HEALTH CENTRE MELILA	74.12%	99.33%	95.11%	100.00%
FAMILY HEALTH CENTRE MANCODE CHITHARA	73.57%	81.51%	52.57%	24.16%
FAMILY HEALTH CENTRE PERUMON	72.00%	95.35%	86.40%	54.64%
FAMILY HEALTH CENTRE VELIYAM	70.97%	95.15%	80.03%	60.44%
FAMILY HEALTH CENTRE KULASEKHARAPURAM	66.33%	73.86%	71.78%	70.61%
FAMILY HEALTH CENTRE ALAPPAD	64.56%	90.71%	77.10%	47.74%
URBAN PRIMARY HEALTH CENTRE MUNDAKKAL	64.34%	71.85%	66.67%	100.00%
FAMILY HEALTH CENTRE VILAKKUDY	64.24%	83.32%	74.01%	91.72%
FAMILY HEALTH CENTRE POOYAPPALLY	64.01%	79.27%	65.93%	39.18%
FAMILY HEALTH CENTRE THEKKUMBHAGAM	61.30%	91.89%	83.52%	71.82%
FAMILY HEALTH CENTRE SAKTHIKULANGARA	57.22%	99.62%	90.32%	27.93%
FAMILY HEALTH CENTRE CHATHANNOOR	55.68%	45.72%	36.10%	82.59%
FAMILY HEALTH CENTRE KALLADA EAST	55.30%	98.97%	89.31%	0.00%
FAMILY HEALTH CENTRE CHAVARA	55.17%	95.94%	79.07%	30.66%
C KESAVAN MEMORIAL FAMILY HEALTH CENTRE MAYYANAD	52.90%	75.27%	67.24%	60.06%
FAMILY HEALTH CENTRE PERINAD	52.17%	99.43%	85.16%	33.91%
FAMILY HEALTH CENTRE ELAMPALLOOR	51.51%	66.98%	64.88%	43.14%
FAMILY HEALTH CENTRE THAZHAVA	49.27%	95.27%	87.65%	78.78%
FAMILY HEALTH CENTRE KARAVALLUR	46.24%	76.15%	69.74%	95.58%
FAMILY HEALTH CENTRE MADATHARA	40.68%	83.36%	57.18%	36.08%
FAMILY HEALTH CENTRE PIRAVANTHOOR	40.28%	90.97%	84.56%	26.21%
FAMILY HEALTH CENTRE VALLIKKAVU	40.22%	67.87%	53.62%	36.78%
FAMILY HEALTH CENTRE NEDUVATHOOR	36.87%	96.31%	90.88%	63.38%
TALUK HEADQUARTERS HOSPITAL PUNALUR	23.71%	20.81%	5.88%	3.83%
TALUK HOSPITAL NEENDAKARA	0.00%	0.00%	0.00%	0.00%

4. Status of Modules Usage in Hospitals

District wise status of live institutions and the count of various modules [Reception, OP Consultation, Lab, Pharmacy] started / functional.

District	Live Institutions	Reception	Consultation	Pharmacy	Lab
THIRUVANANTHAPURAM	104	97 (93%)	91 (88%)	74 (71%)	78 (75%)
ERNAKULAM	81	68 (84%)	56 (69%)	37 (46%)	39 (48%)
THRISSUR	78	70 (90%)	65 (83%)	64 (82%)	63 (81%)
MALAPPURAM	68	52 (76%)	49 (72%)	45 (66%)	41 (60%)
KOZHIKODE	65	63 (97%)	57 (88%)	55 (85%)	54 (83%)
PALAKKAD	54	43 (80%)	43 (80%)	39 (72%)	38 (70%)
KANNUR	53	41 (77%)	33 (62%)	31 (58%)	27 (51%)
ALAPPUZHA	46	35 (76%)	34 (74%)	34 (74%)	32 (70%)
KOLLAM	42	30 (71%)	30 (71%)	30 (71%)	28 (67%)
KOTTAYAM	41	35 (85%)	34 (83%)	32 (78%)	30 (73%)
WAYANAD	31	28 (90%)	23 (74%)	22 (71%)	22 (71%)
KASARAGOD	29	25 (86%)	19 (66%)	18 (62%)	16 (55%)
IDUKKI	27	23 (85%)	22 (81%)	22 (81%)	20 (74%)
PATHANAMTHITTA	26	19 (73%)	16 (62%)	15 (58%)	16 (62%)
Total	745	629 (84%)	572 (77%)	518 (70%)	504 (68%)

5. 1 Online Appointment Booking in Hospitals (except Medical Colleges)



6. eHealth Performance - Reach

Reach indicates the percentage of population availing services through eHealth. The formula used to calculate is (Number of UHID registered / Population) * 100 %.

