

1. eHealth Kerala - Vital Statistics

Hospital Type	Live Institutions
Family Health Centre	34
Taluk Hospital	8
Urban Primary Health Centre	5
Community Health Centre	1
District Hospital	1
General Hospital	1
Medical College Hospital	1
Primary Health Centre	1
Specialty Hospital - Women Children	1
Taluk Headquarters Hospital	1
Total	54

2. eHealth - District Ranking Matrix Based on Performance of all Institutions (except Medical Colleges)

The ranking matrix showcases the performance of districts in providing eHealth services through all institutions (excluding Medical Colleges) based on six different parameters.

These parameters include:

1.

Percentage of institutions where the reception module is currently using.
2.

Percentage of UHID Visits.
3.

Percentage of Doctor Consultations.
4.

Percentage of Pharmacy Prescriptions by doctors.
5.

Percentage of lab orders through doctors.
6.

Percentage of Live Institutions.

Weightage is assigned to the percentages calculated in intervals of 10. The rank is determined based on the sum of these weightages.

The top-performing districts should aim to maintain their positions, while the average and low-performing districts should strive to reach the 'top four' league.

The ranking matrix for the current month, June 2025, along with the previous two months, is provided in the table below.

District	April	May	June
IDUKKI	1	1	1
WAYANAD	1	2	2
PALAKKAD	2	4	3
THRISSUR	3	3	4
ALAPPUZHA	4	5	5
KOZHIKODE	6	6	6
KOLLAM	6	8	7
MALAPPURAM	5	7	7
KOTTAYAM	8	10	8
THIRUVANANTHAPURAM	8	9	8
KANNUR	7	10	9
PATHANAMTHITTA	6	9	9
ERNAKULAM	9	11	10
KASARAGOD	8	9	10

- Best performing
- Average performing
- Low performing

3. eHealth - Institution Level Ranking (except Medical Colleges)

Hospital	Rank
FAMILY HEALTH CENTRE PARASSINIKADAVU	1
FAMILY HEALTH CENTRE CHIRAKKAL	2
FAMILY HEALTH CENTRE NEW MAHE	3
FAMILY HEALTH CENTRE UDAYAGIRI	3
FAMILY HEALTH CENTRE VALAPATTANAM	4
FAMILY HEALTH CENTRE ALAKODE THERTHALLY	5
FAMILY HEALTH CENTRE KUTTIATTOOR	5
FAMILY HEALTH CENTRE MALAPPATTAM	6
FAMILY HEALTH CENTRE RAMANTHALI	6
PRIMARY HEALTH CENTRE KURUMATHUR	6
FAMILY HEALTH CENTRE ERAMAM KUTTUR	7
FAMILY HEALTH CENTRE MUNDERI	7
FAMILY HEALTH CENTRE CHERUKUNNU	8
FAMILY HEALTH CENTRE MOKERI	8
FAMILY HEALTH CENTRE ANJARAKKANDY	9
FAMILY HEALTH CENTRE CHENGALAYI	9
FAMILY HEALTH CENTRE KADIRUR	10
URBAN PRIMARY HEALTH CENTRE PANOOR	10
FAMILY HEALTH CENTRE ETTIKULAM	11
FAMILY HEALTH CENTRE PATTUVAM	12
FAMILY HEALTH CENTRE MORAZHA FISHERIES	13
URBAN PRIMARY HEALTH CENTRE MAITHANAPPALLY	13
FAMILY HEALTH CENTRE CHERUTHAZHAM	14
FAMILY HEALTH CENTRE KADANNAPPALLY	15
FAMILY HEALTH CENTRE MUZHAPPILANGAD	15
COMMUNITY HEALTH CENTRE PATTIAM	16
EK NAYANAR MEMORIAL GOVT. WOMEN AND CHILDREN HOSPITAL MANGATTUPARAMBA	17
FAMILY HEALTH CENTRE PUTHIYANGADI FISHERIES	17
URBAN PRIMARY HEALTH CENTRE KOOVODE	17
FAMILY HEALTH CENTRE THILLENKERRY	18
FAMILY HEALTH CENTRE KANKOL ALAPPADAMBA	19
FAMILY HEALTH CENTRE KOTTIYOOR	19
COMMUNITY HEALTH CENTRE MATTOOL	20
FAMILY HEALTH CENTRE KALLIASSERY	21
FAMILY HEALTH CENTRE PULINGOME	21
URBAN PRIMARY HEALTH CENTRE PORORA	22

Hospital	Rank
FAMILY HEALTH CENTRE KUNHIMANGALAM	27
TALUK HOSPITAL IRIKKUR	27
TALUK HOSPITAL PANOOR	27
URBAN PRIMARY HEALTH CENTRE KOLASSERY	27
FAMILY HEALTH CENTRE KOODALI	26
TALUK HEADQUARTERS HOSPITAL TALIPARAMBA	26
TALUK HOSPITAL IRITTY	26
TALUK HOSPITAL PAYYANNUR	26
TALUK HOSPITAL PAZHAYANGADI	26
TALUK HOSPITAL PERAVOOR	26
TALUK HOSPITAL PERINGOME	26
DISTRICT HOSPITAL KANNUR	25
FAMILY HEALTH CENTRE KOTTAYAM MALABAR	24
GENERAL HOSPITAL THALASSERY	24
TALUK HEAD QUARTERS HOSPITAL KUTHUPARAMBA	24
FAMILY HEALTH CENTRE NARATH	23
FAMILY HEALTH CENTRE VALLITHODE	23
URBAN PRIMARY HEALTH CENTRE PORORA	22
FAMILY HEALTH CENTRE KALLIASSERY	21
FAMILY HEALTH CENTRE PULINGOME	21
COMMUNITY HEALTH CENTRE MATTOOL	20
FAMILY HEALTH CENTRE KANKOL ALAPPADAMBA	19
FAMILY HEALTH CENTRE KOTTIYOOR	19
FAMILY HEALTH CENTRE THILLENKERRY	18
EK NAYANAR MEMORIAL GOVT. WOMEN AND CHILDREN HOSPITAL MANGATTUPARAMBA	17
FAMILY HEALTH CENTRE PUTHIYANGADI FISHERIES	17
URBAN PRIMARY HEALTH CENTRE KOOVODE	17
COMMUNITY HEALTH CENTRE PATTIAM	16
FAMILY HEALTH CENTRE KADANNAPPALLY	15
FAMILY HEALTH CENTRE MUZHAPPILANGAD	15
FAMILY HEALTH CENTRE CHERUTHAZHAM	14
FAMILY HEALTH CENTRE MORAZHA FISHERIES	13
URBAN PRIMARY HEALTH CENTRE MAITHANAPPALLY	13
FAMILY HEALTH CENTRE PATTUVAM	12
FAMILY HEALTH CENTRE ETTIKULAM	11

3.1 eHealth Performance - Reception Module

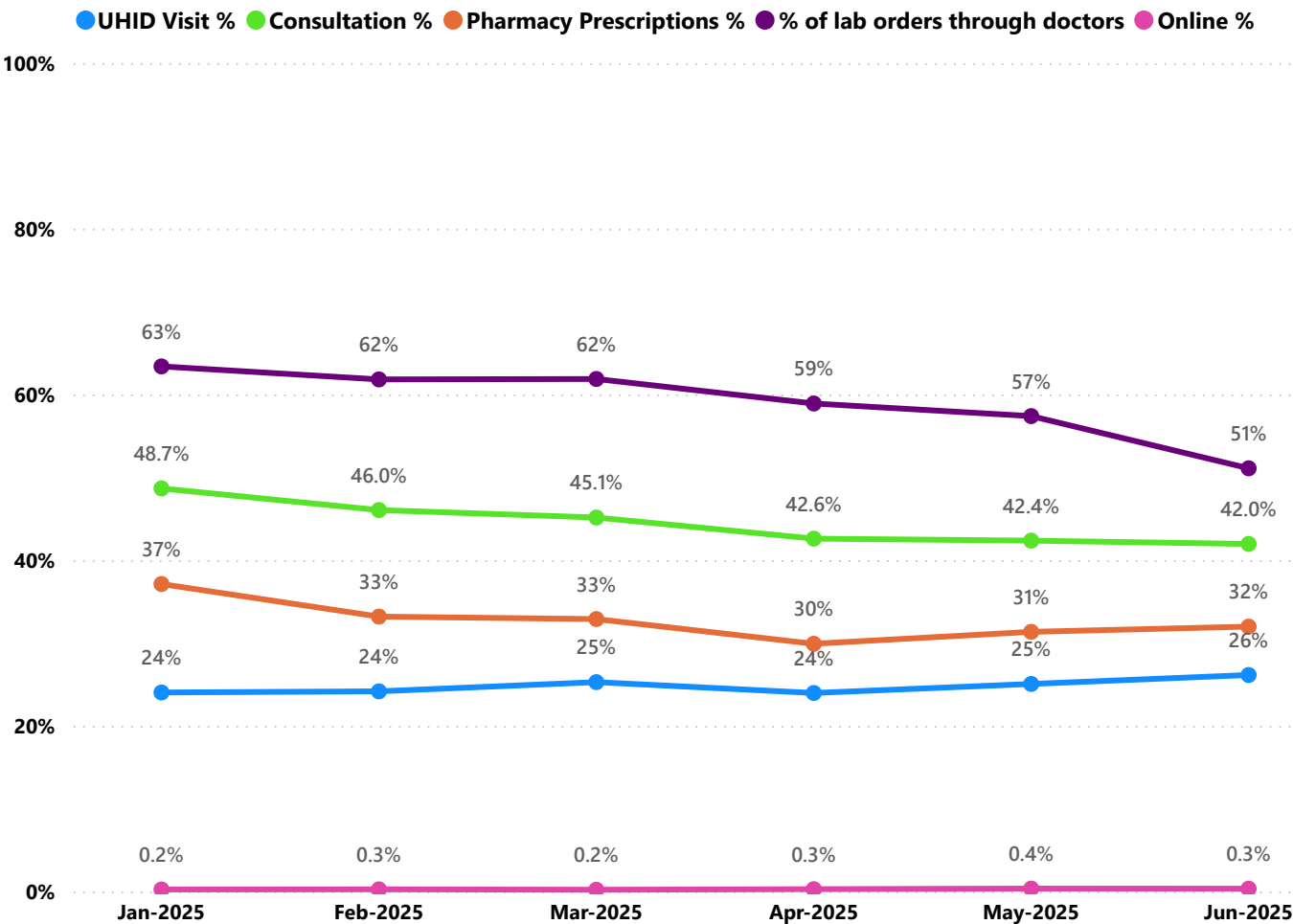
Reception Module is considered to be functional in an institution only if the number of total visits for the month is of minimum 500.

District	Institution Count	Institutions with Reception	% of institutions with Reception
KOZHIKODE	65	63	96.92%
WAYANAD	30	28	93.33%
THIRUVANANTHAPURAM	104	96	92.31%
THRISSUR	77	70	90.91%
KASARAGOD	29	25	86.21%
KOTTAYAM	41	35	85.37%
IDUKKI	27	23	85.19%
ERNAKULAM	81	68	83.95%
PALAKKAD	54	43	79.63%
KANNUR	53	41	77.36%
ALAPPUZHA	46	35	76.09%
MALAPPURAM	69	52	75.36%
PATHANAMTHITTA	26	19	73.08%
KOLLAM	42	30	71.43%

Hospital Name
FAMILY HEALTH CENTRE KODALI
FAMILY HEALTH CENTRE KUNHIMANGALAM
FAMILY HEALTH CENTRE NARATH
TALUK HEADQUARTERS HOSPITAL TALIPARAMBA
TALUK HOSPITAL IRIKKUR
TALUK HOSPITAL IRITTY
TALUK HOSPITAL PANOOR
TALUK HOSPITAL PAYYANNUR
TALUK HOSPITAL PAZHAYANGADI
TALUK HOSPITAL PERAVOOR
TALUK HOSPITAL PERINGOME
URBAN PRIMARY HEALTH CENTRE KOLASSERY

Institutions where the reception module is either not started or not using

3.2 e-Health Performance Trend



- UHID Visit % is calculated as $(UHID\ Visits / Total\ Visit) \times 100$
- Consultation % is calculated as $(Doctor\ Consultation / OP\ Visits) \times 100$
- Pharmacy % is calculated as $(Pharmacy\ Prescriptions / Total\ OP\ Visits) \times 100$
- Lab % is calculated as $(Lab\ orders\ given\ by\ doctors / Total\ Lab\ Orders) \times 100$
- Online % is calculated as $(Online\ appointments\ via\ web\ portal / Total\ OP\ Visits) \times 100$

3.3 e-Health Performance Indicators

Hospital	UHID Visit %	Consultation %	Pharmacy Prescriptions %	% of Lab Orders given by Doctors
FAMILY HEALTH CENTRE KOODALI	100.00%	0.00%	0.00%	0.00%
TALUK HEADQUARTERS HOSPITAL TALIPARAMBA	100.00%	0.00%	0.00%	0.00%
TALUK HOSPITAL IRITTY	100.00%	0.00%	0.00%	0.00%
TALUK HOSPITAL PAYYANNUR	100.00%	0.00%	0.00%	0.00%
TALUK HOSPITAL PAZHAYANGADI	100.00%	0.00%	0.00%	0.00%
TALUK HOSPITAL PERAVOOR	100.00%	0.00%	0.00%	0.00%
TALUK HOSPITAL PERINGOME	100.00%	0.00%	0.00%	0.00%
FAMILY HEALTH CENTRE PARASSINIKADAVU	73.17%	95.87%	91.09%	100.00%
FAMILY HEALTH CENTRE CHIRAKKAL	71.16%	99.81%	81.92%	95.30%
FAMILY HEALTH CENTRE NEW MAHE	64.25%	98.90%	86.23%	91.85%
FAMILY HEALTH CENTRE UDAYAGIRI	62.54%	99.80%	89.51%	99.42%
FAMILY HEALTH CENTRE VALAPATTANAM	57.22%	99.43%	89.76%	95.08%
FAMILY HEALTH CENTRE ALAKODE THERTHALLY	56.63%	92.88%	84.20%	89.22%
PRIMARY HEALTH CENTRE KURUMATHUR	54.51%	92.24%	89.35%	72.40%
FAMILY HEALTH CENTRE ERAMAM KUTTUR	54.08%	90.09%	88.02%	60.37%
FAMILY HEALTH CENTRE MALAPPATTAM	54.01%	81.10%	77.70%	100.00%
FAMILY HEALTH CENTRE CHERUKUNNU	53.82%	94.64%	79.55%	63.22%
FAMILY HEALTH CENTRE PULINGOME	52.54%	0.61%	0.61%	0.21%
FAMILY HEALTH CENTRE ANJARAKKANDY	52.35%	73.95%	71.13%	74.12%
FAMILY HEALTH CENTRE RAMANTHALI	51.04%	92.61%	86.45%	76.01%
FAMILY HEALTH CENTRE KALLIASSERY	50.71%	0.00%	0.00%	0.00%
FAMILY HEALTH CENTRE CHENGALAYI	48.75%	99.38%	90.51%	48.48%
FAMILY HEALTH CENTRE KANKOL ALAPPADAMBA	45.80%	42.57%	37.10%	27.31%
FAMILY HEALTH CENTRE MORAZHA FISHERIES	44.62%	82.32%	78.65%	38.44%
URBAN PRIMARY HEALTH CENTRE PORORA	44.20%	6.18%	4.40%	4.42%
FAMILY HEALTH CENTRE KUTTIATTOOR	43.34%	90.80%	87.27%	90.91%
FAMILY HEALTH CENTRE KADANNAPPALLY	38.70%	88.04%	78.26%	3.73%
FAMILY HEALTH CENTRE NARATH	38.46%	30.34%	28.21%	50.00%
FAMILY HEALTH CENTRE CHERUTHAZHAM	36.97%	89.00%	52.06%	41.07%
FAMILY HEALTH CENTRE KOTTIYOOR	35.69%	46.60%	45.94%	20.33%
FAMILY HEALTH CENTRE ETTIKULAM	35.26%	92.27%	81.13%	43.01%
URBAN PRIMARY HEALTH CENTRE MAITHANAPPALLY	31.34%	60.98%	48.93%	98.95%
EK NAYANAR MEMORIAL GOVT. WOMEN AND CHILDREN HOSPITAL MANGATTUPARAMBA	29.65%	52.02%	8.91%	100.00%
FAMILY HEALTH CENTRE VALLITHODE	29.12%	0.00%	0.00%	0.00%
FAMILY HEALTH CENTRE MUNDERI	27.94%	92.81%	82.40%	92.41%
FAMILY HEALTH CENTRE PATTUVAM	26.60%	88.79%	85.03%	54.82%
FAMILY HEALTH CENTRE KADIRUR	22.23%	92.34%	70.37%	74.91%
FAMILY HEALTH CENTRE PUTHIYANGADI FISHERIES	19.37%	86.70%	77.10%	0.00%
COMMUNITY HEALTH CENTRE PATTIAM	18.65%	74.41%	0.00%	100.00%
COMMUNITY HEALTH CENTRE MATTOOL	17.54%	65.25%	54.49%	4.79%
TALUK HEAD QUARTERS HOSPITAL KUTHUPARAMBA	17.04%	0.00%	0.00%	0.00%
GENERAL HOSPITAL THALASSERY	16.99%	0.00%	0.00%	0.00%
FAMILY HEALTH CENTRE THILLENKERRY	16.74%	56.57%	15.51%	79.45%

3.3 e-Health Performance Indicators

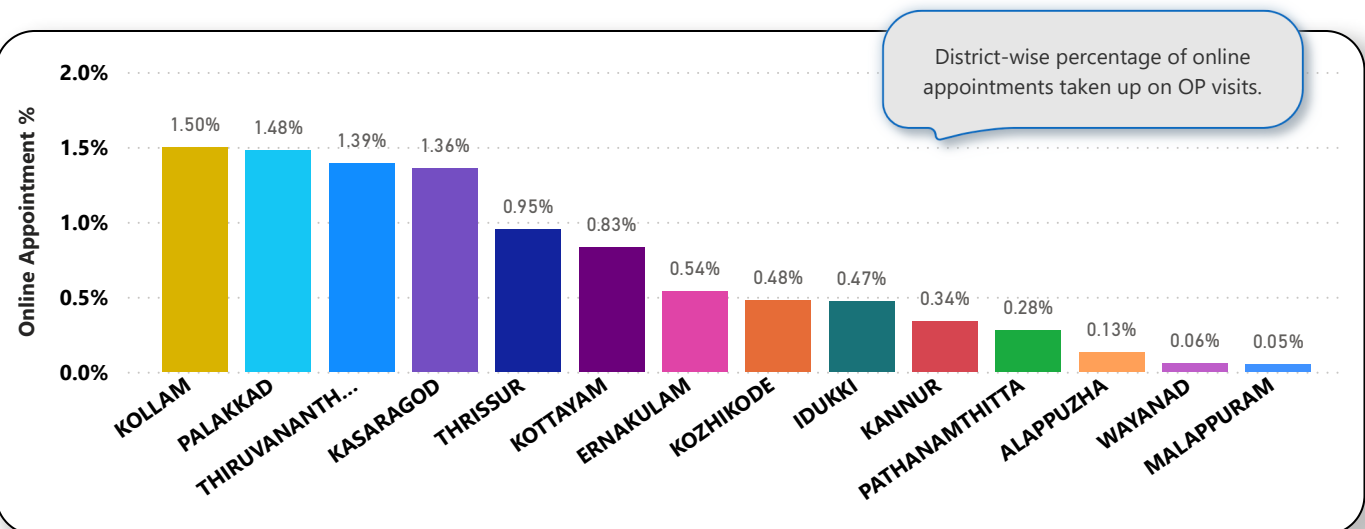
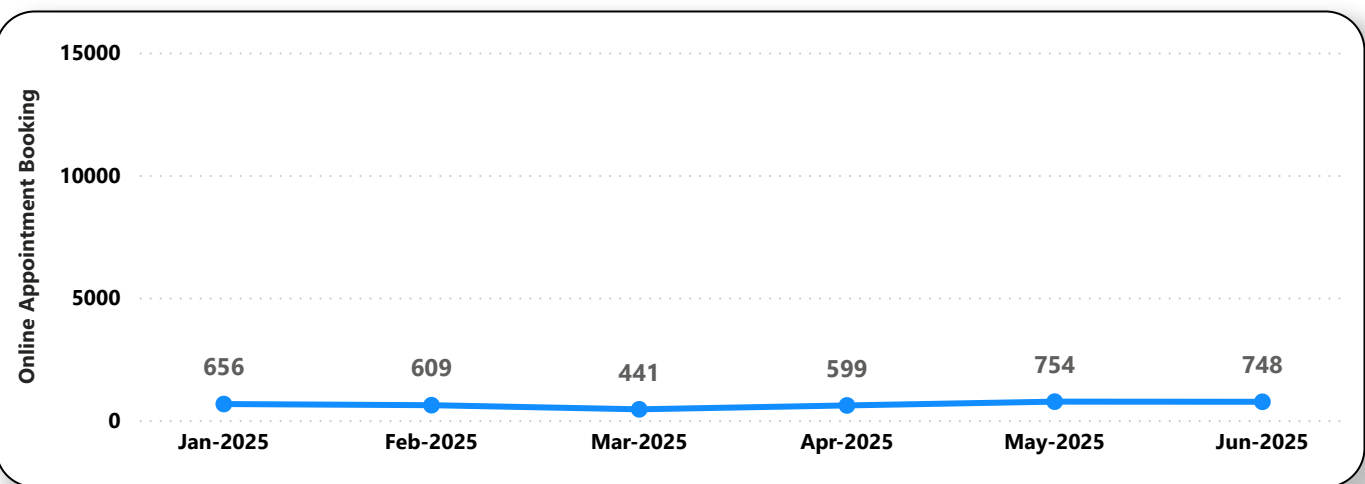
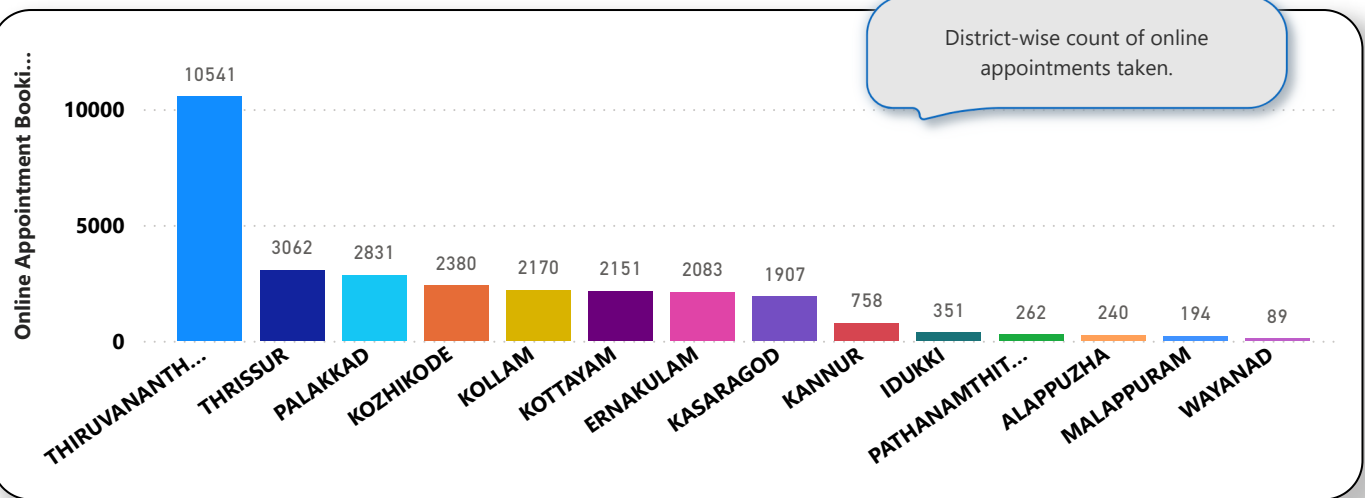
Hospital	UHID Visit %	Consultation %	Pharmacy Prescriptions %	% of Lab Orders given by Doctors
FAMILY HEALTH CENTRE KUNHIMANGALAM	0.00%	0.00%	0.00%	0.00%
TALUK HOSPITAL IRIKKUR	0.00%	0.00%	0.00%	0.00%
TALUK HOSPITAL PANOOR	0.00%	0.00%	0.00%	0.00%
URBAN PRIMARY HEALTH CENTRE KOLASSERY	0.00%	0.00%	0.00%	0.00%
DISTRICT HOSPITAL KANNUR	0.99%	0.00%	0.00%	0.00%
FAMILY HEALTH CENTRE KOTTAYAM MALABAR	11.55%	0.00%	0.00%	0.00%
URBAN PRIMARY HEALTH CENTRE PANOOR	13.26%	98.40%	63.40%	100.00%
FAMILY HEALTH CENTRE MUZHAPPILANGAD	14.69%	81.93%	3.59%	100.00%
URBAN PRIMARY HEALTH CENTRE KOOVODE	14.69%	66.64%	51.60%	45.23%
FAMILY HEALTH CENTRE MOKERI	15.39%	94.96%	88.37%	100.00%
FAMILY HEALTH CENTRE THILLENKERRY	16.74%	56.57%	15.51%	79.45%
GENERAL HOSPITAL THALASSERY	16.99%	0.00%	0.00%	0.00%
TALUK HEAD QUARTERS HOSPITAL KUTHUPARAMBA	17.04%	0.00%	0.00%	0.00%
COMMUNITY HEALTH CENTRE MATTOOL	17.54%	65.25%	54.49%	4.79%
COMMUNITY HEALTH CENTRE PATTIAM	18.65%	74.41%	0.00%	100.00%
FAMILY HEALTH CENTRE PUTHIYANGADI FISHERIES	19.37%	86.70%	77.10%	0.00%
FAMILY HEALTH CENTRE KADIRUR	22.23%	92.34%	70.37%	74.91%
FAMILY HEALTH CENTRE PATTUVAM	26.60%	88.79%	85.03%	54.82%
FAMILY HEALTH CENTRE MUNDERI	27.94%	92.81%	82.40%	92.41%
FAMILY HEALTH CENTRE VALLITHODE	29.12%	0.00%	0.00%	0.00%
EK NAYANAR MEMORIAL GOVT. WOMEN AND CHILDREN HOSPITAL MANGATTUPARAMBA	29.65%	52.02%	8.91%	100.00%
URBAN PRIMARY HEALTH CENTRE MAITHANAPPALLY	31.34%	60.98%	48.93%	98.95%
FAMILY HEALTH CENTRE ETTIKULAM	35.26%	92.27%	81.13%	43.01%
FAMILY HEALTH CENTRE KOTTIYOOR	35.69%	46.60%	45.94%	20.33%
FAMILY HEALTH CENTRE CHERUTHAZHAM	36.97%	89.00%	52.06%	41.07%
FAMILY HEALTH CENTRE NARATH	38.46%	30.34%	28.21%	50.00%
FAMILY HEALTH CENTRE KADANNAPPALLY	38.70%	88.04%	78.26%	3.73%
FAMILY HEALTH CENTRE KUTTIATTOOR	43.34%	90.80%	87.27%	90.91%
URBAN PRIMARY HEALTH CENTRE PORORA	44.20%	6.18%	4.40%	4.42%
FAMILY HEALTH CENTRE MORAZHA FISHERIES	44.62%	82.32%	78.65%	38.44%
FAMILY HEALTH CENTRE KANKOL ALAPPADAMBA	45.80%	42.57%	37.10%	27.31%
FAMILY HEALTH CENTRE CHENGALAYI	48.75%	99.38%	90.51%	48.48%
FAMILY HEALTH CENTRE KALLIASSERY	50.71%	0.00%	0.00%	0.00%
FAMILY HEALTH CENTRE RAMANTHALI	51.04%	92.61%	86.45%	76.01%
FAMILY HEALTH CENTRE ANJARAKKANDY	52.35%	73.95%	71.13%	74.12%
FAMILY HEALTH CENTRE PULINGOME	52.54%	0.61%	0.61%	0.21%
FAMILY HEALTH CENTRE CHERUKUNNU	53.82%	94.64%	79.55%	63.22%
FAMILY HEALTH CENTRE MALAPPATTAM	54.01%	81.10%	77.70%	100.00%
FAMILY HEALTH CENTRE ERAMAM KUTTUR	54.08%	90.09%	88.02%	60.37%
PRIMARY HEALTH CENTRE KURUMATHUR	54.51%	92.24%	89.35%	72.40%
FAMILY HEALTH CENTRE ALAKODE THERTHALLY	56.63%	92.88%	84.20%	89.22%
FAMILY HEALTH CENTRE VALAPATTANAM	57.22%	99.43%	89.76%	95.08%

4. Status of Modules Usage in Hospitals

District wise status of live institutions and the count of various modules [Reception, OP Consultation, Lab, Pharmacy] started / functional.

District	Live Institutions	Reception	Consultation	Pharmacy	Lab
THIRUVANANTHAPURAM	104	97 (93%)	91 (88%)	74 (71%)	78 (75%)
ERNAKULAM	81	68 (84%)	56 (69%)	37 (46%)	39 (48%)
THRISSUR	78	70 (90%)	65 (83%)	64 (82%)	63 (81%)
MALAPPURAM	68	52 (76%)	49 (72%)	45 (66%)	41 (60%)
KOZHIKODE	65	63 (97%)	57 (88%)	55 (85%)	54 (83%)
PALAKKAD	54	43 (80%)	43 (80%)	39 (72%)	38 (70%)
KANNUR	53	41 (77%)	33 (62%)	31 (58%)	27 (51%)
ALAPPUZHA	46	35 (76%)	34 (74%)	34 (74%)	32 (70%)
KOLLAM	42	30 (71%)	30 (71%)	30 (71%)	28 (67%)
KOTTAYAM	41	35 (85%)	34 (83%)	32 (78%)	30 (73%)
WAYANAD	31	28 (90%)	23 (74%)	22 (71%)	22 (71%)
KASARAGOD	29	25 (86%)	19 (66%)	18 (62%)	16 (55%)
IDUKKI	27	23 (85%)	22 (81%)	22 (81%)	20 (74%)
PATHANAMTHITTA	26	19 (73%)	16 (62%)	15 (58%)	16 (62%)
Total	745	629 (84%)	572 (77%)	518 (70%)	504 (68%)

5. 1 Online Appointment Booking in Hospitals (except Medical Colleges)



6. eHealth Performance - Reach

Reach indicates the percentage of population availing services through eHealth. The formula used to calculate is (Number of UHID registered / Population) * 100 %.

