

1. eHealth Kerala - Vital Statistics

Hospital Type	Live Institutions
Family Health Centre	18
Taluk Headquarters Hospital	4
Urban Primary Health Centre	2
Community Health Centre	1
District Hospital	1
General Hospital	1
Specialty Hospital - Women Children	1
Taluk Hospital	1
Total	29

2. eHealth - District Ranking Matrix Based on Performance of all Institutions (except Medical Colleges)

The ranking matrix showcases the performance of districts in providing eHealth services through all institutions (excluding Medical Colleges) based on six different parameters.

These parameters include:

1.

Percentage of institutions where the reception module is currently using.
2.

Percentage of UHID Visits.
3.

Percentage of Doctor Consultations.
4.

Percentage of Pharmacy Prescriptions by doctors.
5.

Percentage of lab orders through doctors.
6.

Percentage of Live Institutions.

Weightage is assigned to the percentages calculated in intervals of 10. The rank is determined based on the sum of these weightages.

The top-performing districts should aim to maintain their positions, while the average and low-performing districts should strive to reach the 'top four' league.

The ranking matrix for the current month, June 2025, along with the previous two months, is provided in the table below.

District	April	May	June
IDUKKI	1	1	1
WAYANAD	1	2	2
PALAKKAD	2	4	3
THRISSUR	3	3	4
ALAPPUZHA	4	5	5
KOZHIKODE	6	6	6
KOLLAM	6	8	7
MALAPPURAM	5	7	7
KOTTAYAM	8	10	8
THIRUVANANTHAPURAM	8	9	8
KANNUR	7	10	9
PATHANAMTHITTA	6	9	9
ERNAKULAM	9	11	10
KASARAGOD	8	9	10

- Best performing
- Average performing
- Low performing

3. eHealth - Institution Level Ranking (except Medical Colleges)

Hospital	Rank
FAMILY HEALTH CENTRE ENNAPPARA	1
FAMILY HEALTH CENTRE KUMBADAJE	2
FAMILY HEALTH CENTRE NARKILAKKAD	3
FAMILY HEALTH CENTRE BELLUR	4
FAMILY HEALTH CENTRE MADIKAI	5
URBAN PRIMARY HEALTH CENTRE NILESHWARAM	5
BLOCK FAMILY HEALTH CENTRE CHERUVATHUR	6
FAMILY HEALTH CENTRE ANANDASRAM	6
FAMILY HEALTH CENTRE UDUMBANTHALA	6
WOMEN AND CHILDREN GOVERMENT HOSPITAL KANHANGAD	7
URBAN PRIMARY HEALTH CENTRE PULLIKUNNU	8
FAMILY HEALTH CENTRE KARINDALAM	9
FAMILY HEALTH CENTRE MULLERIYA	9
FAMILY HEALTH CENTRE UDMA	10
FAMILY HEALTH CENTRE KAYYUR	11
DISTRICT HOSPITAL KANHANGAD	12
FAMILY HEALTH CENTRE CHATTANCHAL	13
FAMILY HEALTH CENTRE MOGRALPUTHUR	14
TALUK HEAD QUARTERS HOSPITAL VELLARIKUNDU POODAMKALLU	15
GENERAL HOSPITAL KASARAGOD	16
FAMILY HEALTH CENTRE PERLA	17
FAMILY HEALTH CENTRE PALLIKKARE	18
TALUK HOSPITAL TRIKARIPUR	19
FAMILY HEALTH CENTRE PANATHUR	20
FAMILY HEALTH CENTRE VALIYAPARAMABA	20
TALUK HEAD QUARTERS HOSPITAL MANGALPADY	21
FAMILY HEALTH CENTRE AJANUR	22
TALUK HEAD QUARTERS HOSPITAL NILESHWAR	22
TALUK HEAD QUATERS HOSPITAL BEDADKA	23

3.1 eHealth Performance - Reception Module

Reception Module is considered to be functional in an institution only if the number of total visits for the month is of minimum 500.

District	Institution Count	Institutions with Reception	% of institutions with Reception
KOZHIKODE	65	63	96.92%
WAYANAD	30	28	93.33%
THIRUVANANTHAPURAM	104	96	92.31%
THRISSUR	77	70	90.91%
KASARAGOD	29	25	86.21%
KOTTAYAM	41	35	85.37%
IDUKKI	27	23	85.19%
ERNAKULAM	81	68	83.95%
PALAKKAD	54	43	79.63%
KANNUR	53	41	77.36%
ALAPPUZHA	46	35	76.09%
MALAPPURAM	69	52	75.36%
PATHANAMTHITTA	26	19	73.08%
KOLLAM	42	30	71.43%

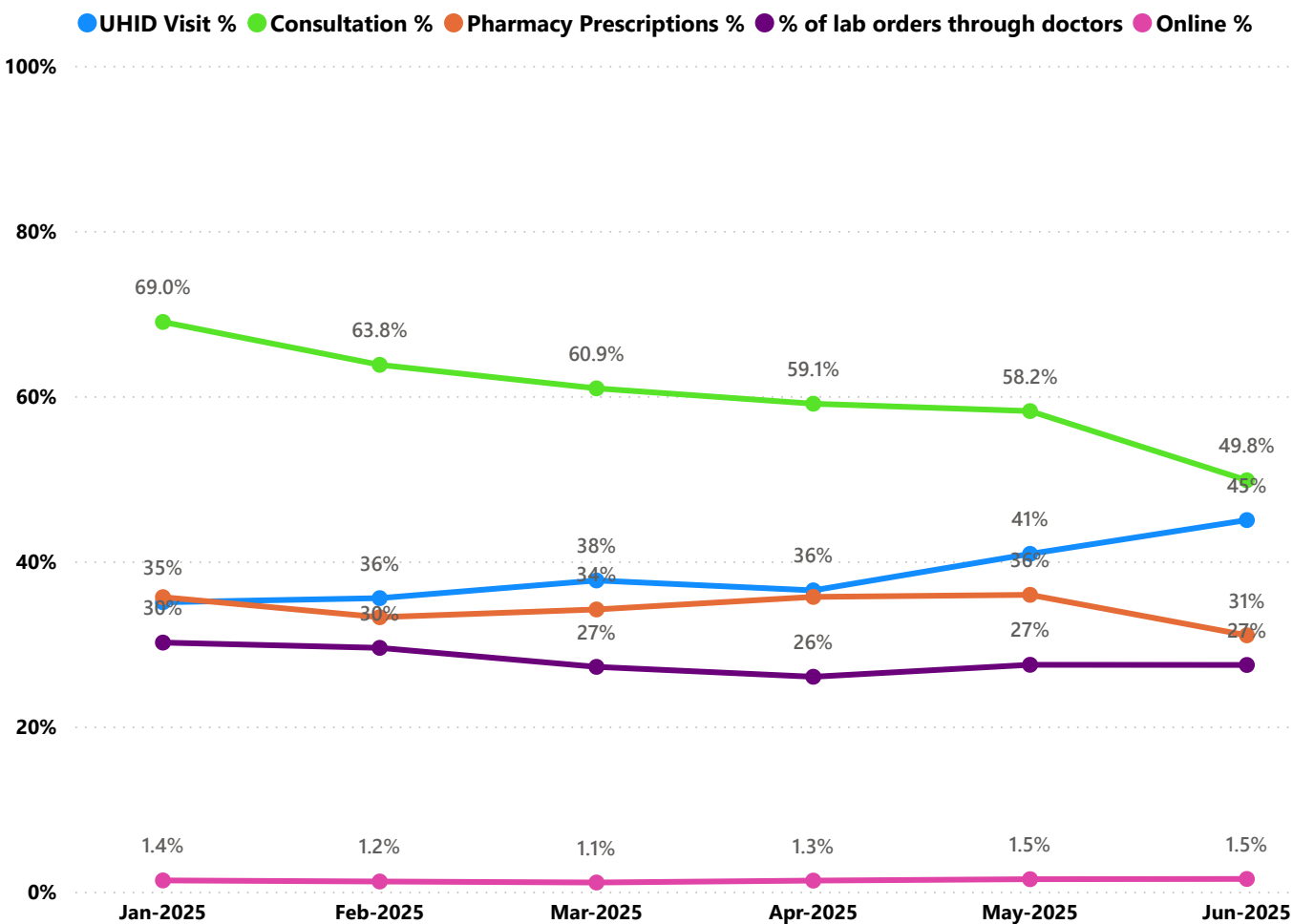
Hospital Name

FAMILY HEALTH CENTRE AJANUR
FAMILY HEALTH CENTRE VALIYAPARAMABA
TALUK HEAD QUARTERS HOSPITAL NILESHWAR
TALUK HEAD QUATERS HOSPITAL BEDADKA

Institutions where the reception module is either not started or not using



3.2 e-Health Performance Trend



- UHID Visit % is calculated as  $(UHID\ Visits / Total\ Visit) * 100$
- Consultation % is calculated as  $(Doctor\ Consultation / OP\ Visits) * 100$
- Pharmacy % is calculated as  $(Pharmacy\ Prescriptions / Total\ OP\ Visits) * 100$
- Lab % is calculated as  $(Lab\ orders\ given\ by\ doctors / Total\ Lab\ Orders) * 100$
- Online % is calculated as  $(Online\ appointments\ via\ web\ portal / Total\ OP\ Visits) * 100$

3.3 e-Health Performance Indicators

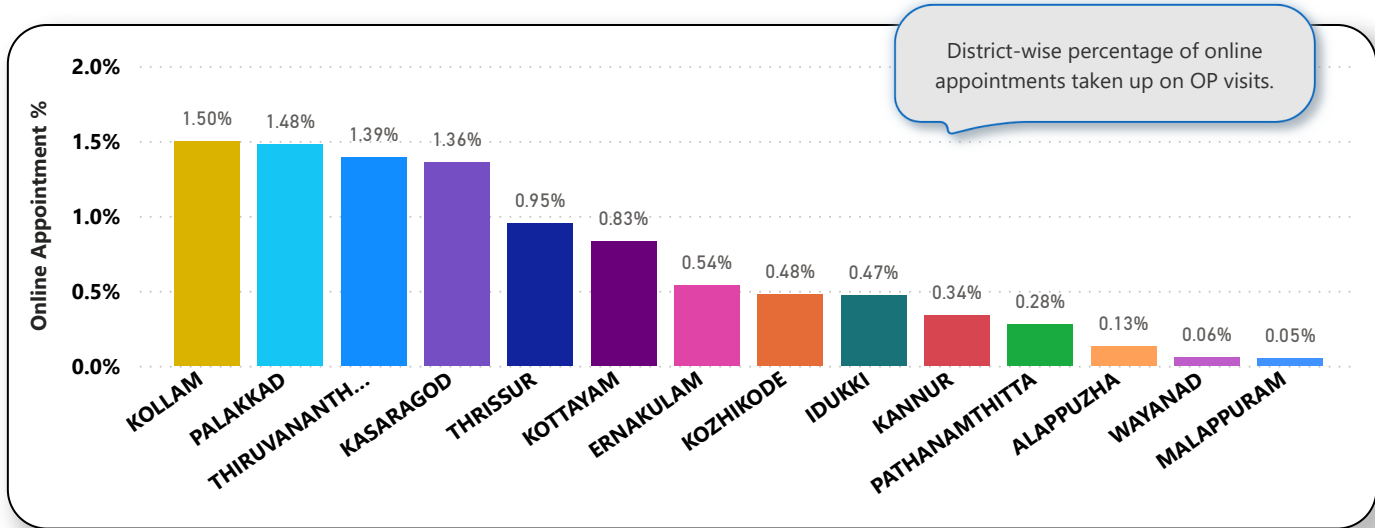
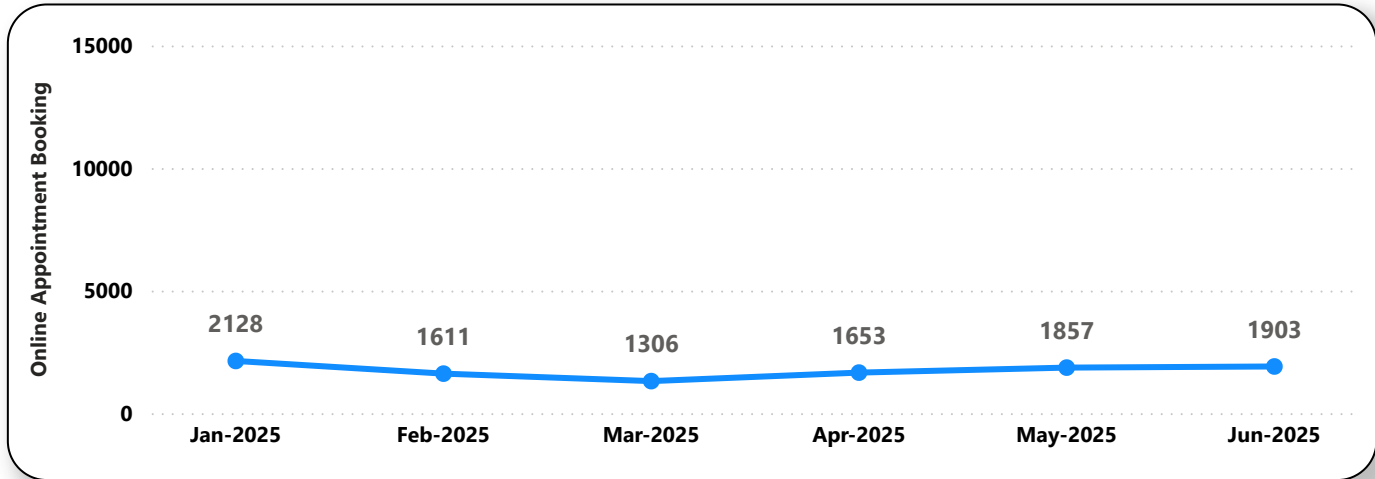
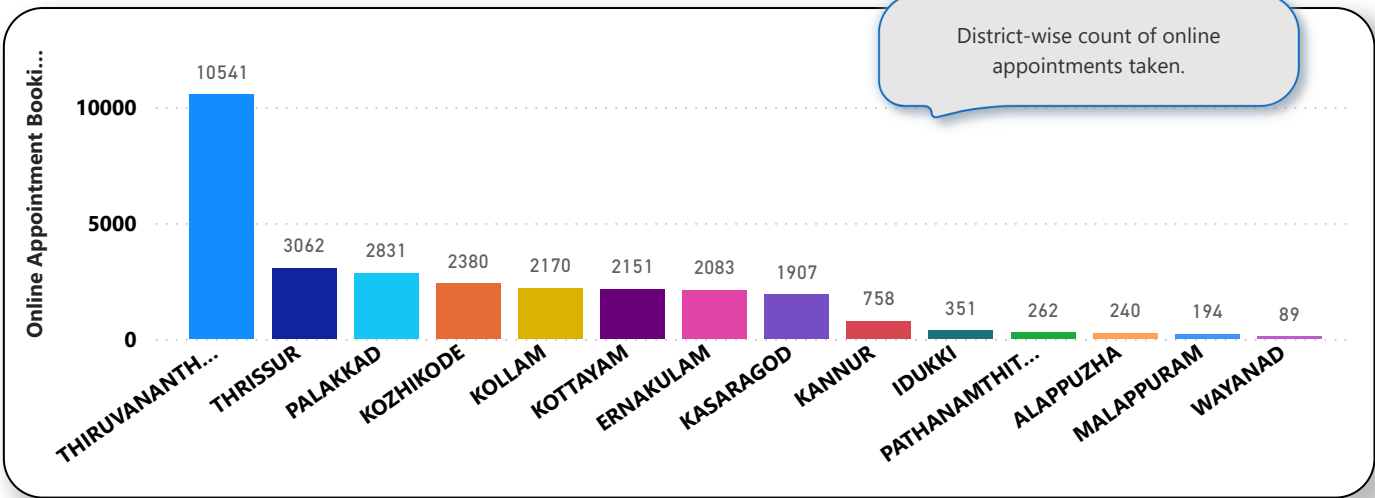
Hospital	UHID Visit %	Consultation %	Pharmacy Prescriptions %	% of Lab Orders given by Doctors
FAMILY HEALTH CENTRE AJANUR	100.00%	0.00%	0.00%	0.00%
TALUK HEAD QUARTERS HOSPITAL NILESHWAR	100.00%	0.00%	0.00%	0.00%
FAMILY HEALTH CENTRE ENNAPPARA	88.56%	98.77%	90.96%	98.98%
FAMILY HEALTH CENTRE BELLUR	87.71%	95.33%	77.96%	66.23%
TALUK HEAD QUARTERS HOSPITAL VELLARIKUNDU POODAMKALLU	87.41%	0.00%	0.00%	0.00%
FAMILY HEALTH CENTRE MADIKAI	79.22%	89.82%	59.50%	99.44%
FAMILY HEALTH CENTRE NARKILAKKAD	75.50%	95.49%	87.31%	100.00%
FAMILY HEALTH CENTRE KUMBADAJE	73.83%	99.77%	94.75%	99.42%
BLOCK FAMILY HEALTH CENTRE CHERUVATHUR	70.82%	81.11%	64.19%	61.72%
FAMILY HEALTH CENTRE ANANDASRAM	68.22%	88.43%	80.65%	59.81%
FAMILY HEALTH CENTRE KARINDALAM	67.79%	49.23%	31.78%	100.00%
URBAN PRIMARY HEALTH CENTRE NILESHWARAM	58.53%	91.05%	97.63%	61.88%
FAMILY HEALTH CENTRE KAYYUR	49.49%	54.15%	51.45%	34.81%
FAMILY HEALTH CENTRE UDUMBANTHALA	45.80%	99.79%	87.47%	63.79%
GENERAL HOSPITAL KASARAGOD	41.56%	25.83%	10.91%	8.35%
DISTRICT HOSPITAL KANHANGAD	39.86%	31.08%	12.81%	100.00%
URBAN PRIMARY HEALTH CENTRE PULLIKUNNU	38.87%	94.90%	76.39%	57.31%
FAMILY HEALTH CENTRE VALIYAPARAMABA	35.42%	57.78%	31.11%	0.00%
FAMILY HEALTH CENTRE MULLERIYA	33.66%	83.03%	29.29%	100.00%
FAMILY HEALTH CENTRE PALLIKKARE	31.11%	0.00%	0.00%	0.00%
FAMILY HEALTH CENTRE PERLA	30.87%	35.33%	0.05%	0.86%
FAMILY HEALTH CENTRE CHATTANCHAL	29.22%	74.33%	35.80%	23.90%
WOMEN AND CHILDREN GOVERMENT HOSPITAL KANHANGAD	29.04%	92.09%	82.21%	74.74%
TALUK HOSPITAL TRIKARIPUR	26.47%	0.00%	0.00%	0.00%
FAMILY HEALTH CENTRE UDMA	25.15%	63.17%	20.25%	100.00%
FAMILY HEALTH CENTRE MOGRALPUTHUR	23.89%	18.02%	6.57%	100.00%
FAMILY HEALTH CENTRE PANATHUR	17.20%	0.00%	0.00%	0.00%
TALUK HEAD QUARTERS HOSPITAL MANGALPADY	2.53%	0.00%	0.00%	0.00%
TALUK HEAD QUATERS HOSPITAL BEDADKA	0.00%	0.00%	0.00%	0.00%

4. Status of Modules Usage in Hospitals

District wise status of live institutions and the count of various modules [Reception, OP Consultation, Lab, Pharmacy] started / functional.

District	Live Institutions	Reception	Consultation	Pharmacy	Lab
THIRUVANANTHAPURAM	104	97 (93%)	91 (88%)	74 (71%)	78 (75%)
ERNAKULAM	81	68 (84%)	56 (69%)	37 (46%)	39 (48%)
THRISSUR	78	70 (90%)	65 (83%)	64 (82%)	63 (81%)
MALAPPURAM	68	52 (76%)	49 (72%)	45 (66%)	41 (60%)
KOZHIKODE	65	63 (97%)	57 (88%)	55 (85%)	54 (83%)
PALAKKAD	54	43 (80%)	43 (80%)	39 (72%)	38 (70%)
KANNUR	53	41 (77%)	33 (62%)	31 (58%)	27 (51%)
ALAPPUZHA	46	35 (76%)	34 (74%)	34 (74%)	32 (70%)
KOLLAM	42	30 (71%)	30 (71%)	30 (71%)	28 (67%)
KOTTAYAM	41	35 (85%)	34 (83%)	32 (78%)	30 (73%)
WAYANAD	31	28 (90%)	23 (74%)	22 (71%)	22 (71%)
KASARAGOD	29	25 (86%)	19 (66%)	18 (62%)	16 (55%)
IDUKKI	27	23 (85%)	22 (81%)	22 (81%)	20 (74%)
PATHANAMTHITTA	26	19 (73%)	16 (62%)	15 (58%)	16 (62%)
Total	745	629 (84%)	572 (77%)	518 (70%)	504 (68%)

5. 1 Online Appointment Booking in Hospitals (except Medical Colleges)



6. eHealth Performance - Reach

Reach indicates the percentage of population availing services through eHealth. The formula used to calculate is (Number of UHID registered / Population) \* 100 %.

