

1. eHealth Kerala - Vital Statistics

Hospital Type	Live Institutions
Family Health Centre	29
General Hospital	4
Community Health Centre	3
Taluk Headquarters Hospital	3
Medical College Hospital	2
Primary Health Centre	1
Urban Primary Health Centre	1
Total	43

2. eHealth - District Ranking Matrix Based on Performance of all Institutions (except Medical Colleges)

The ranking matrix showcases the performance of districts in providing eHealth services through all institutions (excluding Medical Colleges) based on six different parameters.

These parameters include:

1.

Percentage of institutions where the reception module is currently using.
2.

Percentage of UHID Visits.
3.

Percentage of Doctor Consultations.
4.

Percentage of Pharmacy Prescriptions by doctors.
5.

Percentage of lab orders through doctors.
6.

Percentage of Live Institutions.

Weightage is assigned to the percentages calculated in intervals of 10. The rank is determined based on the sum of these weightages.

The top-performing districts should aim to maintain their positions, while the average and low-performing districts should strive to reach the 'top four' league.

The ranking matrix for the current month, June 2025, along with the previous two months, is provided in the table below.

District	April	May	June
IDUKKI	1	1	1
WAYANAD	1	2	2
PALAKKAD	2	4	3
THRISSUR	3	3	4
ALAPPUZHA	4	5	5
KOZHIKODE	6	6	6
KOLLAM	6	8	7
MALAPPURAM	5	7	7
KOTTAYAM	8	10	8
THIRUVANANTHAPURAM	8	9	8
KANNUR	7	10	9
PATHANAMTHITTA	6	9	9
ERNAKULAM	9	11	10
KASARAGOD	8	9	10

- Best performing
- Average performing
- Low performing

3. eHealth - Institution Level Ranking (except Medical Colleges)

Hospital	Rank
FAMILY HEALTH CENTRE VAZHOOR	1
FAMILY HEALTH CENTRE MEENACHIL	2
FAMILY HEALTH CENTRE MOONNILAVU	2
FAMILY HEALTH CENTRE BRAHMAMANGALAM	3
FAMILY HEALTH CENTRE KALLARA	3
FAMILY HEALTH CENTRE KURUPPANTHARA	3
FAMILY HEALTH CENTRE MARAVANTHURUTHU	4
FAMILY HEALTH CENTRE UDAYANAPURAM	4
FAMILY HEALTH CENTRE VELLOOR	4
FAMILY HEALTH CENTRE PAIPPAD	5
FAMILY HEALTH CENTRE PARAMPUZHA	5
FAMILY HEALTH CENTRE VELIYANNOOR	5
FAMILY HEALTH CENTRE MANARCAD	6
FAMILY HEALTH CENTRE THOTTACKAD	6
FAMILY HEALTH CENTRE VELLAVOOR	6
FAMILY HEALTH CENTRE KADUTHURUTHY	7
FAMILY HEALTH CENTRE POONJAR	7
URBAN PRIMARY HEALTH CENTRE PERUNNA	7
FAMILY HEALTH CENTRE MADAPPALLY	8
FAMILY HEALTH CENTRE PANACHIKKADU	8
FAMILY HEALTH CENTRE NATTAKOM	9
FAMILY HEALTH CENTRE MARANGATTUPALLY	10
COMMUNITY HEALTH CENTRE RAMAPURAM	11
COMMUNITY HEALTH CENTRE PAIKA	12
FAMILY HEALTH CENTRE ERATTUPETTA	12
COMMUNITY HEALTH CENTRE KUMARAKOM	13
PRIMARY HEALTH CENTRE KOZHUVANAL	14
FAMILY HEALTH CENTRE MUNDANKUNNU	15
KM MANI MEMORIAL GOVT GENERAL HOSPITAL PALA	16
TALUK HEADQUARTERS HOSPITAL PAMPADY	17
GENERAL HOSPITAL KANJIRAPALLY	18
GENERAL HOSPITAL KOTTAYAM	18
COMMUNITY HEALTH CENTRE MUNDAKAYAM	19

Hospital	Rank
FAMILY HEALTH CENTRE MEENADOM	23
FAMILY HEALTH CENTRE MUTHOLY	23
FAMILY HEALTH CENTRE AYMANAM	22
FAMILY HEALTH CENTRE KARUKACHAL	22
TALUK HEADQUARTERS HOSPITAL KURAVILANGAD	22
TALUK HEADQUARTERS HOSPITAL VAIKOM	22
TALUK HEADQUARTERS HOSPITAL CHANGANACHERRY	21
COMMUNITY HEALTH CENTRE KOODALLOOR	20
COMMUNITY HEALTH CENTRE MUNDAKAYAM	19
GENERAL HOSPITAL KANJIRAPALLY	18
GENERAL HOSPITAL KOTTAYAM	18
TALUK HEADQUARTERS HOSPITAL PAMPADY	17
KM MANI MEMORIAL GOVT GENERAL HOSPITAL PALA	16
FAMILY HEALTH CENTRE MUNDANKUNNU	15
PRIMARY HEALTH CENTRE KOZHUVANAL	14
COMMUNITY HEALTH CENTRE KUMARAKOM	13
COMMUNITY HEALTH CENTRE PAIKA	12
FAMILY HEALTH CENTRE ERATTUPETTA	12
COMMUNITY HEALTH CENTRE RAMAPURAM	11
FAMILY HEALTH CENTRE MARANGATTUPALLY	10
FAMILY HEALTH CENTRE NATTAKOM	9
FAMILY HEALTH CENTRE MADAPPALLY	8
FAMILY HEALTH CENTRE PANACHIKKADU	8
FAMILY HEALTH CENTRE KADUTHURUTHY	7
FAMILY HEALTH CENTRE POONJAR	7
URBAN PRIMARY HEALTH CENTRE PERUNNA	7
FAMILY HEALTH CENTRE MANARCAD	6
FAMILY HEALTH CENTRE THOTTACKAD	6
FAMILY HEALTH CENTRE VELLAVOOR	6
FAMILY HEALTH CENTRE PAIPPAD	5
FAMILY HEALTH CENTRE PARAMPUZHA	5
FAMILY HEALTH CENTRE VELIYANNOOR	5

3.1 eHealth Performance - Reception Module

Reception Module is considered to be functional in an institution only if the number of total visits for the month is of minimum 500.

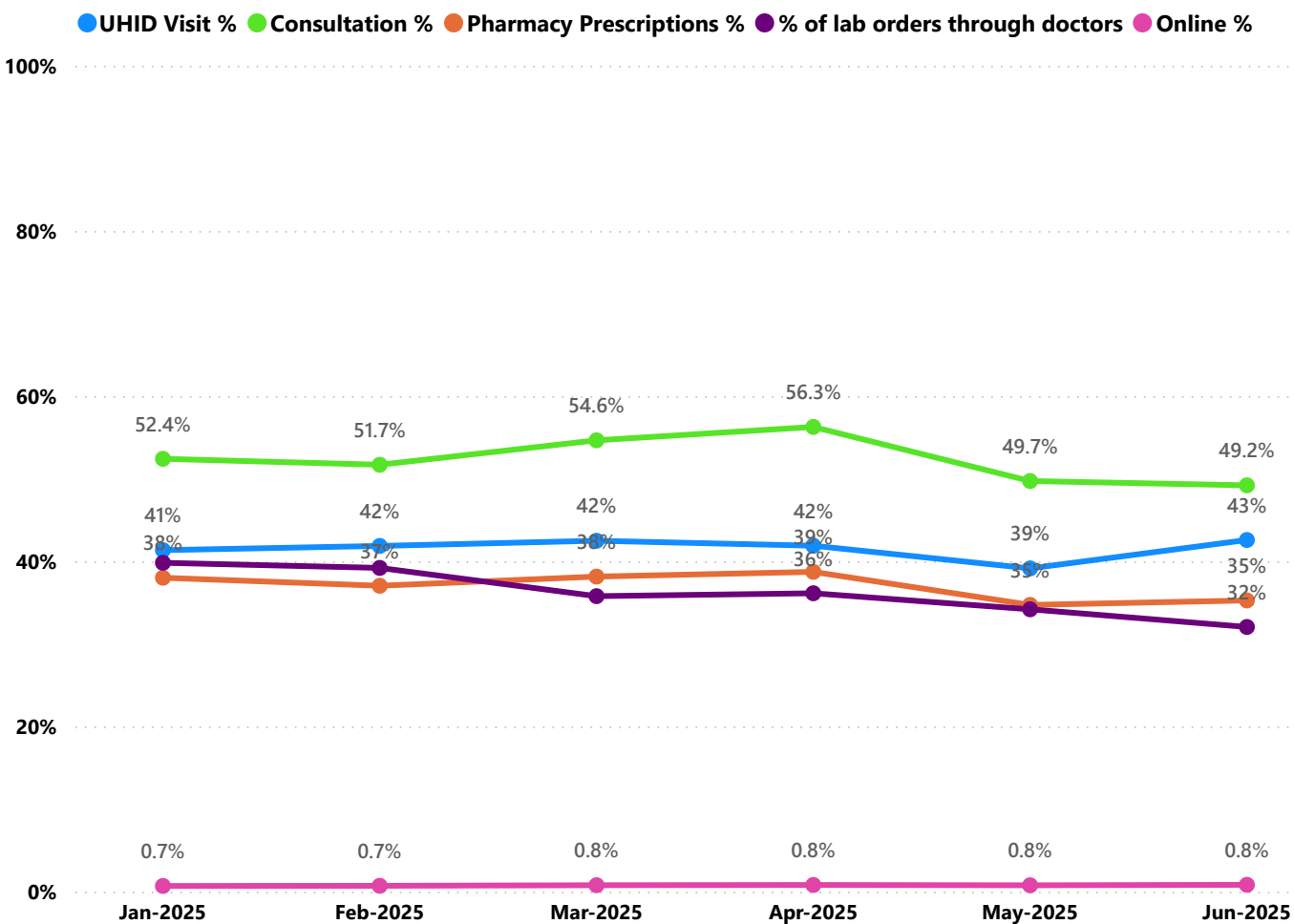
District	Institution Count	Institutions with Reception	% of institutions with Reception
KOZHIKODE	65	63	96.92%
WAYANAD	30	28	93.33%
THIRUVANANTHAPURAM	104	96	92.31%
THRISSUR	77	70	90.91%
KASARAGOD	29	25	86.21%
KOTTAYAM	41	35	85.37%
IDUKKI	27	23	85.19%
ERNAKULAM	81	68	83.95%
PALAKKAD	54	43	79.63%
KANNUR	53	41	77.36%
ALAPPUZHA	46	35	76.09%
MALAPPURAM	69	52	75.36%
PATHANAMTHITTA	26	19	73.08%
KOLLAM	42	30	71.43%

Hospital Name
FAMILY HEALTH CENTRE AYMANAM
FAMILY HEALTH CENTRE KARUKACHAL
FAMILY HEALTH CENTRE MEENADOM
FAMILY HEALTH CENTRE MUTHOLY
TALUK HEADQUARTERS HOSPITAL KURAVILANGAD
TALUK HEADQUARTERS HOSPITAL VAIKOM

Institutions where the reception module is either not started or not using



3.2 e-Health Performance Trend



- UHID Visit % is calculated as  $(UHID\ Visits / Total\ Visit) \times 100$
- Consultation % is calculated as  $(Doctor\ Consultation / OP\ Visits) \times 100$
- Pharmacy % is calculated as  $(Pharmacy\ Prescriptions / Total\ OP\ Visits) \times 100$
- Lab % is calculated as  $(Lab\ orders\ given\ by\ doctors / Total\ Lab\ Orders) \times 100$
- Online % is calculated as  $(Online\ appointments\ via\ web\ portal / Total\ OP\ Visits) \times 100$

## 3.3 e-Health Performance Indicators

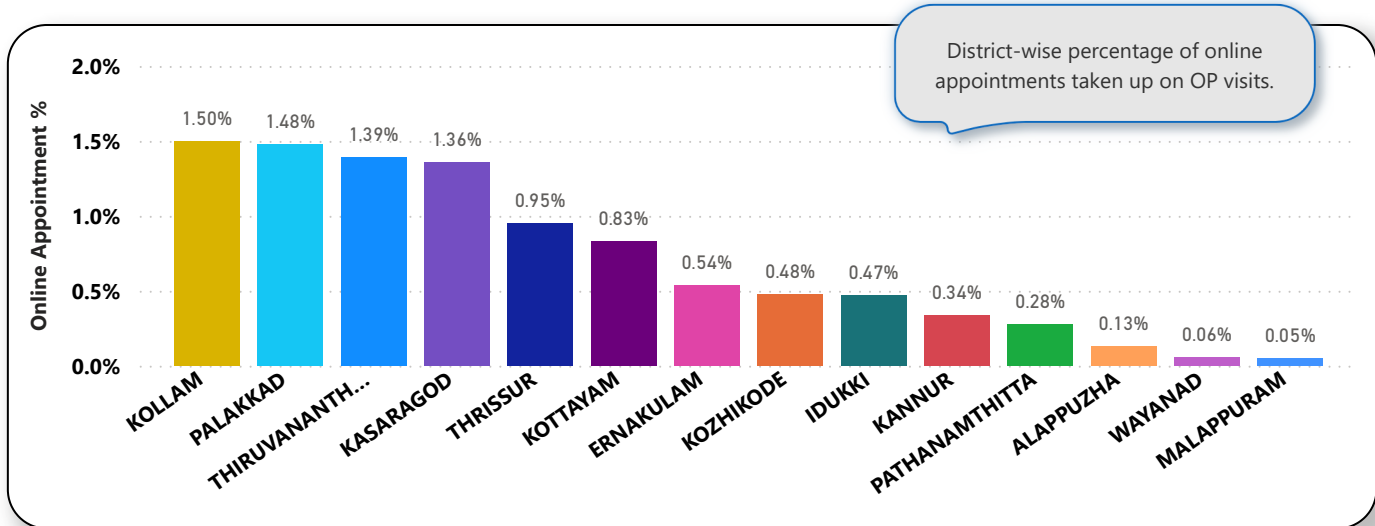
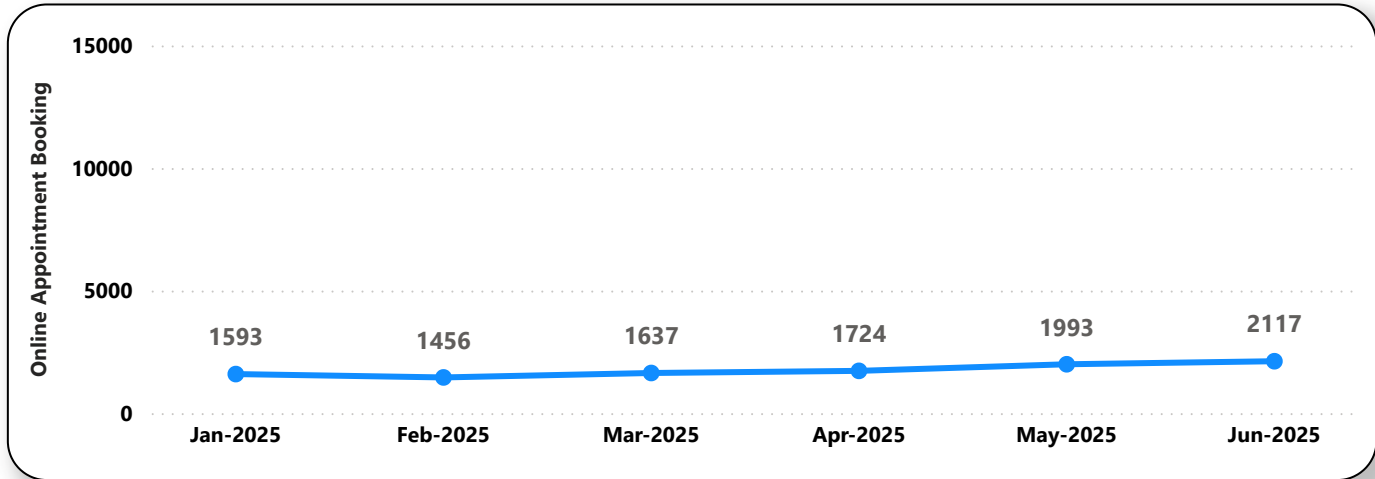
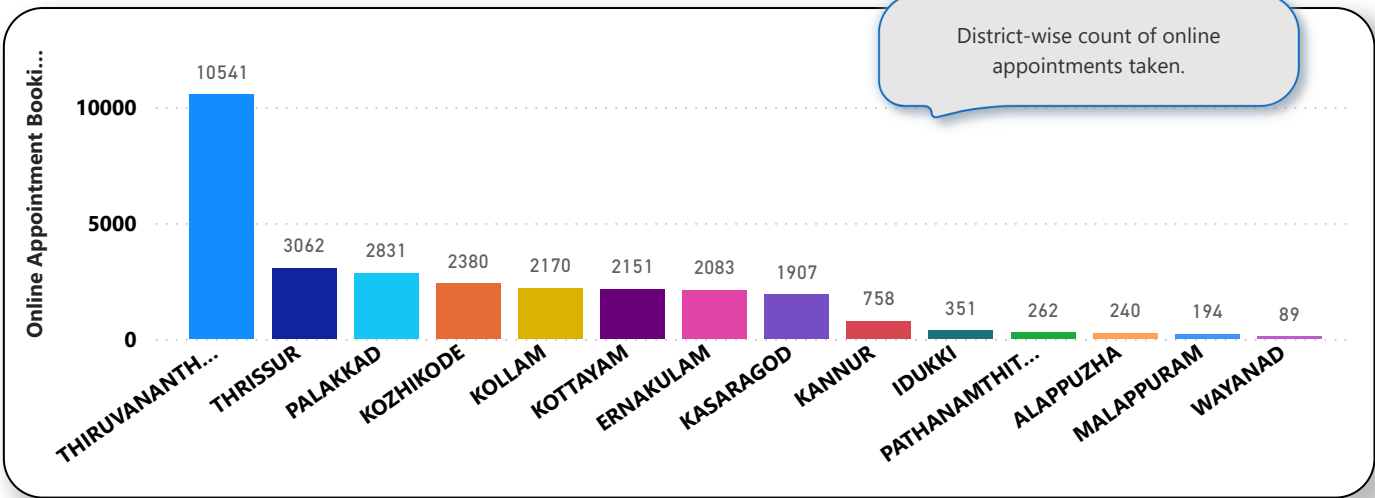
Hospital	UHID Visit %	Consultation %	Pharmacy Prescriptions %	% of Lab Orders given by Doctors
FAMILY HEALTH CENTRE AYMANAM	100.00%	0.00%	0.00%	0.00%
FAMILY HEALTH CENTRE KARUKACHAL	100.00%	0.00%	0.00%	0.00%
TALUK HEADQUARTERS HOSPITAL KURAVILANGAD	100.00%	0.00%	0.00%	0.00%
TALUK HEADQUARTERS HOSPITAL VAIKOM	100.00%	0.00%	0.00%	0.00%
FAMILY HEALTH CENTRE VAZHOOR	99.87%	98.09%	93.66%	96.15%
FAMILY HEALTH CENTRE MEENACHIL	88.17%	98.86%	97.72%	95.38%
FAMILY HEALTH CENTRE VELLAVOOR	87.67%	99.34%	100.00%	53.77%
FAMILY HEALTH CENTRE MANARCAD	86.92%	99.76%	98.52%	55.59%
FAMILY HEALTH CENTRE MOONNILAVU	83.29%	98.26%	97.23%	100.00%
FAMILY HEALTH CENTRE BRAHMAMANGALAM	83.28%	99.91%	100.00%	87.23%
FAMILY HEALTH CENTRE KALLARA	82.11%	96.91%	94.51%	81.60%
FAMILY HEALTH CENTRE POONJAR	79.01%	98.71%	89.97%	68.88%
FAMILY HEALTH CENTRE KURUPPANTHARA	78.57%	99.71%	96.13%	91.98%
FAMILY HEALTH CENTRE PANACHIKKADU	76.99%	91.23%	91.08%	46.04%
FAMILY HEALTH CENTRE MARAVANTHURUTHU	71.30%	94.39%	86.40%	100.00%
FAMILY HEALTH CENTRE MADAPPALLY	69.44%	96.28%	77.72%	73.62%
FAMILY HEALTH CENTRE KADUTHURUTHY	69.18%	99.12%	93.48%	68.55%
FAMILY HEALTH CENTRE THOTTACKAD	67.27%	99.24%	94.49%	70.69%
FAMILY HEALTH CENTRE UDAYANAPURAM	66.78%	99.88%	100.00%	99.41%
FAMILY HEALTH CENTRE VELLOOR	65.59%	97.32%	93.00%	100.00%
FAMILY HEALTH CENTRE VELIYANNOOR	65.03%	99.64%	100.00%	84.34%
KM MANI MEMORIAL GOVT GENERAL HOSPITAL PALA	58.04%	50.43%	21.54%	12.58%
FAMILY HEALTH CENTRE NATTAKOM	57.82%	92.94%	65.10%	73.14%
FAMILY HEALTH CENTRE MARANGATTUPALLY	57.07%	97.50%	96.49%	39.29%
PRIMARY HEALTH CENTRE KOZHUVAL	57.00%	64.02%	37.09%	21.68%
FAMILY HEALTH CENTRE PARAMPUZHA	55.49%	97.64%	97.53%	100.00%
FAMILY HEALTH CENTRE PAIPPAD	55.13%	96.49%	96.60%	100.00%
URBAN PRIMARY HEALTH CENTRE PERUNNA	54.10%	97.97%	91.01%	75.00%
COMMUNITY HEALTH CENTRE RAMAPURAM	43.67%	96.86%	80.46%	45.34%
COMMUNITY HEALTH CENTRE PAIKA	43.43%	98.32%	75.46%	37.50%
FAMILY HEALTH CENTRE ERATTUPETTA	40.68%	96.79%	66.78%	40.64%
GENERAL HOSPITAL KOTTAYAM	33.37%	16.86%	8.95%	14.48%
TALUK HEADQUARTERS HOSPITAL PAMPADY	31.98%	33.00%	15.45%	13.54%
COMMUNITY HEALTH CENTRE MUNDAKAYAM	31.22%	5.23%	4.74%	11.19%
GENERAL HOSPITAL KANJIRAPALLY	24.25%	35.54%	0.63%	1.40%
FAMILY HEALTH CENTRE MUNDANKUNNU	23.52%	96.50%	19.56%	32.20%
TALUK HEADQUARTERS HOSPITAL CHANGANACHERRY	17.83%	0.00%	0.00%	0.00%
COMMUNITY HEALTH CENTRE KUMARAKOM	16.73%	61.99%	50.70%	95.63%
COMMUNITY HEALTH CENTRE KOODALLOOR	2.64%	24.10%	4.58%	0.00%
FAMILY HEALTH CENTRE MEENADOM	0.00%	0.00%	0.00%	0.00%
FAMILY HEALTH CENTRE MUTHOLY	0.00%	0.00%	0.00%	0.00%

4. Status of Modules Usage in Hospitals

District wise status of live institutions and the count of various modules [Reception, OP Consultation, Lab, Pharmacy] started / functional.

District	Live Institutions	Reception	Consultation	Pharmacy	Lab
THIRUVANANTHAPURAM	104	97 (93%)	91 (88%)	74 (71%)	78 (75%)
ERNAKULAM	81	68 (84%)	56 (69%)	37 (46%)	39 (48%)
THRISSUR	78	70 (90%)	65 (83%)	64 (82%)	63 (81%)
MALAPPURAM	68	52 (76%)	49 (72%)	45 (66%)	41 (60%)
KOZHIKODE	65	63 (97%)	57 (88%)	55 (85%)	54 (83%)
PALAKKAD	54	43 (80%)	43 (80%)	39 (72%)	38 (70%)
KANNUR	53	41 (77%)	33 (62%)	31 (58%)	27 (51%)
ALAPPUZHA	46	35 (76%)	34 (74%)	34 (74%)	32 (70%)
KOLLAM	42	30 (71%)	30 (71%)	30 (71%)	28 (67%)
KOTTAYAM	41	35 (85%)	34 (83%)	32 (78%)	30 (73%)
WAYANAD	31	28 (90%)	23 (74%)	22 (71%)	22 (71%)
KASARAGOD	29	25 (86%)	19 (66%)	18 (62%)	16 (55%)
IDUKKI	27	23 (85%)	22 (81%)	22 (81%)	20 (74%)
PATHANAMTHITTA	26	19 (73%)	16 (62%)	15 (58%)	16 (62%)
Total	745	629 (84%)	572 (77%)	518 (70%)	504 (68%)

5. 1 Online Appointment Booking in Hospitals (except Medical Colleges)



6. eHealth Performance - Reach

Reach indicates the percentage of population availing services through eHealth. The formula used to calculate is (Number of UHID registered / Population) \* 100 %.

