

1. eHealth Kerala - Vital Statistics

Hospital Type	Live Institutions
Family Health Centre	18
Taluk Headquarters Hospital	4
General Hospital	2
District Hospital	1
Medical College Hospital	1
Urban Primary Health Centre	1
Total	27

2. eHealth - District Ranking Matrix Based on Performance of all Institutions (except Medical Colleges)

The ranking matrix showcases the performance of districts in providing eHealth services through all institutions (excluding Medical Colleges) based on six different parameters.

These parameters include:

1.

Percentage of institutions where the reception module is currently using.
2.

Percentage of UHID Visits.
3.

Percentage of Doctor Consultations.
4.

Percentage of Pharmacy Prescriptions by doctors.
5.

Percentage of lab orders through doctors.
6.

Percentage of Live Institutions.

Weightage is assigned to the percentages calculated in intervals of 10. The rank is determined based on the sum of these weightages.

The top-performing districts should aim to maintain their positions, while the average and low-performing districts should strive to reach the 'top four' league.

The ranking matrix for the current month, June 2025, along with the previous two months, is provided in the table below.

District	April	May	June
IDUKKI	1	1	1
WAYANAD	1	2	2
PALAKKAD	2	4	3
THRISSUR	3	3	4
ALAPPUZHA	4	5	5
KOZHIKODE	6	6	6
KOLLAM	6	8	7
MALAPPURAM	5	7	7
KOTTAYAM	8	10	8
THIRUVANANTHAPURAM	8	9	8
KANNUR	7	10	9
PATHANAMTHITTA	6	9	9
ERNAKULAM	9	11	10
KASARAGOD	8	9	10

- Best performing
- Average performing
- Low performing

3. eHealth - Institution Level Ranking (except Medical Colleges)

Hospital	Rank
FAMILY HEALTH CENTRE KOIPURAM	1
FAMILY HEALTH CENTRE OTHERA	1
URBAN FAMILY HEALTH CENTRE THIRUVALLA	1
FAMILY HEALTH CENTRE EZHAMKULAM	2
FAMILY HEALTH CENTRE CHANDANAPPALLY	3
FAMILY HEALTH CENTRE KOTTANGAL	3
FAMILY HEALTH CENTRE MEZHUVELI	3
FAMILY HEALTH CENTRE PALICKAL	3
FAMILY HEALTH CENTRE VADASSERIKKARA	3
FAMILY HEALTH CENTRE PANDALAM	4
FAMILY HEALTH CENTRE THANNITHODE	5
FAMILY HEALTH CENTRE CHENNEERKARA	6
FAMILY HEALTH CENTRE ANICADU	7
FAMILY HEALTH CENTRE VECHOOCHIRA	8
Family Health Centre Nedumpuram	9
FAMILY HEALTH CENTRE NIRANAM	9
FAMILY HEALTH CENTRE KADAMMANITTA	10
DISTRICT HOSPITAL KOZHENCHERRY	11
GENERAL HOSPITAL PATHANAMTHITTA	11
FAMILY HEALTH CENTRE NARANAMMOOZHY	12
GENERAL HOSPITAL ADOOR	12
Taluk Head Quarters Hospital Thiruvalla	12
TALUK HEADQUARTERS HOSPITAL M C C M RANNI	12
FAMILY HEALTH CENTRE CHITTAR	13
TALUK HEAD QUARTERS HOSPITAL KONNI	13
TALUK HEAD QUARTERS HOSPITAL MALLAPPALLY	13

3.1 eHealth Performance - Reception Module

Reception Module is considered to be functional in an institution only if the number of total visits for the month is of minimum 500.

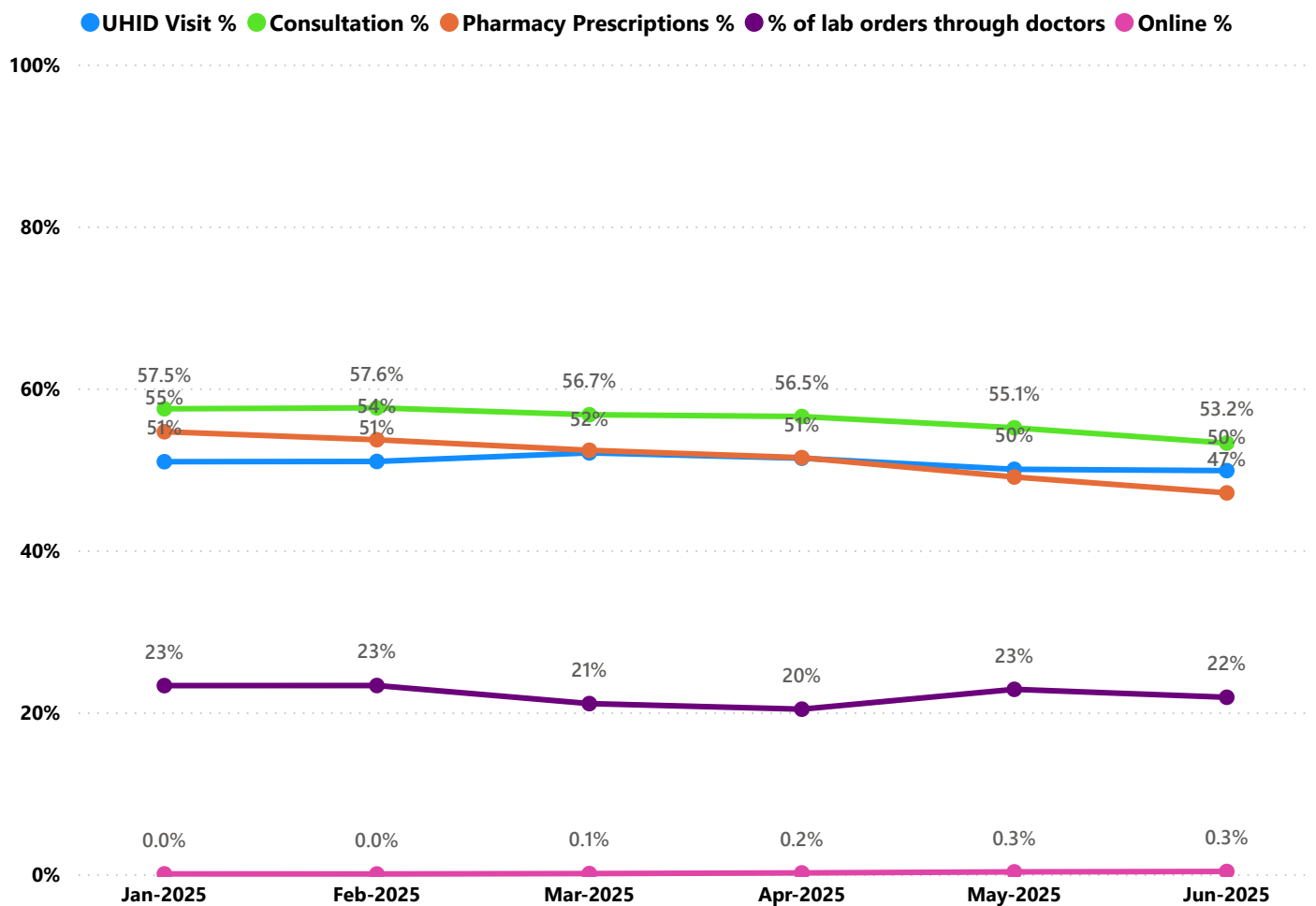
District	Institution Count	Institutions with Reception	% of institutions with Reception
KOZHIKODE	65	63	96.92%
WAYANAD	30	28	93.33%
THIRUVANANTHAPURAM	104	96	92.31%
THRISSUR	77	70	90.91%
KASARAGOD	29	25	86.21%
KOTTAYAM	41	35	85.37%
IDUKKI	27	23	85.19%
ERNAKULAM	81	68	83.95%
PALAKKAD	54	43	79.63%
KANNUR	53	41	77.36%
ALAPPUZHA	46	35	76.09%
MALAPPURAM	69	52	75.36%
PATHANAMTHITTA	26	19	73.08%
KOLLAM	42	30	71.43%

Hospital Name
FAMILY HEALTH CENTRE CHITTAR
FAMILY HEALTH CENTRE NARANAMMOOZHY
GENERAL HOSPITAL ADOOR
TALUK HEAD QUARTERS HOSPITAL KONNI
TALUK HEAD QUARTERS HOSPITAL MALLAPPALLY
Taluk Head Quarters Hospital Thiruvalla
TALUK HEADQUARTERS HOSPITAL M C C M RANNI

Institutions where the reception module is either not started or not using



3.2 e-Health Performance Trend



- UHID Visit % is calculated as  $(UHID\ Visits / Total\ Visit) * 100$
- Consultation % is calculated as  $(Doctor\ Consultation / OP\ Visits) * 100$
- Pharmacy % is calculated as  $(Pharmacy\ Prescriptions / Total\ OP\ Visits) * 100$
- Lab % is calculated as  $(Lab\ orders\ given\ by\ doctors / Total\ Lab\ Orders) * 100$
- Online % is calculated as  $(Online\ appointments\ via\ web\ portal / Total\ OP\ Visits) * 100$

3.3 e-Health Performance Indicators

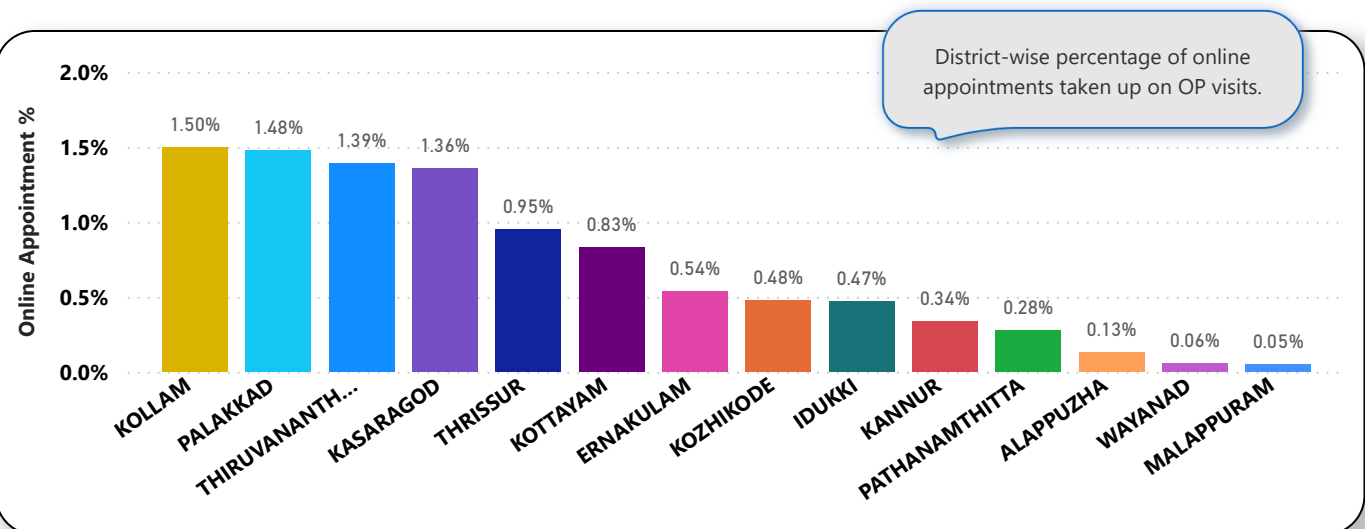
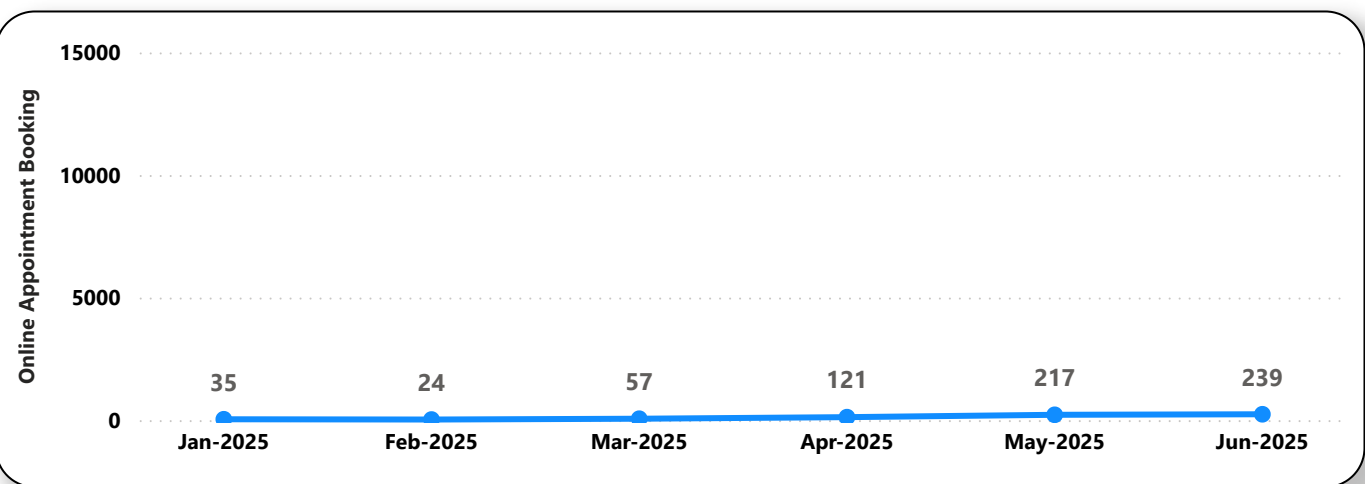
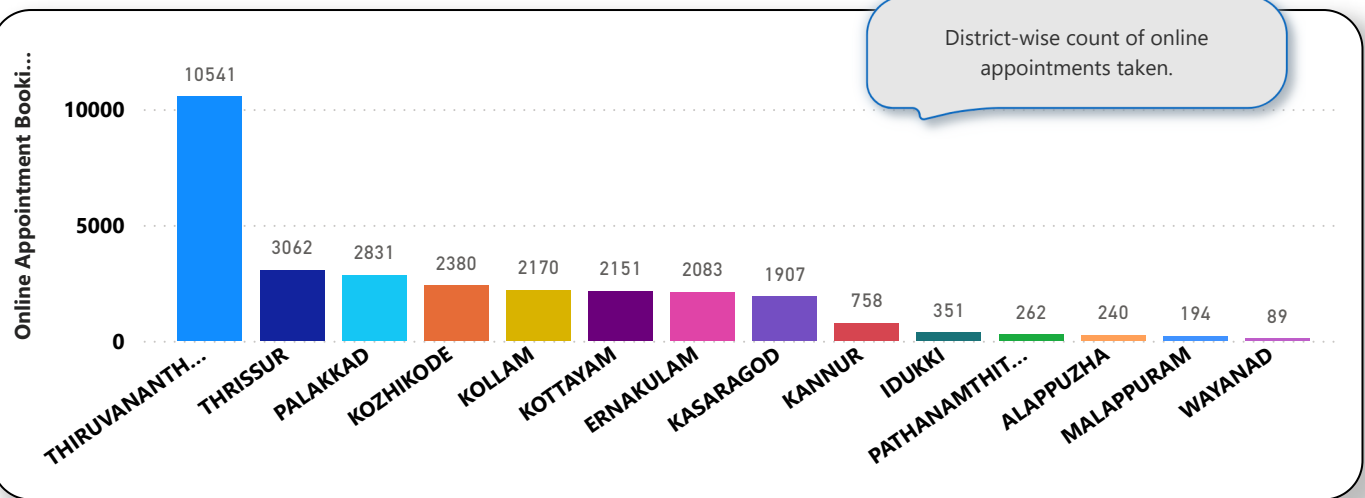
Hospital	UHID Visit %	Consultation %	Pharmacy Prescriptions %	% of Lab Orders given by Doctors
FAMILY HEALTH CENTRE NARANAMMOOZHY	100.00%	0.00%	0.00%	0.00%
GENERAL HOSPITAL ADOOR	100.00%	0.00%	0.00%	0.00%
Taluk Head Quarters Hospital Thiruvalla	100.00%	0.00%	0.00%	0.00%
TALUK HEADQUARTERS HOSPITAL M C C M RANNI	100.00%	0.00%	0.00%	0.00%
FAMILY HEALTH CENTRE ANICADU	89.14%	62.66%	72.26%	59.62%
FAMILY HEALTH CENTRE KOTTANGAL	86.63%	95.98%	45.55%	100.00%
FAMILY HEALTH CENTRE VADASSERIKKARA	85.08%	96.21%	89.64%	55.96%
FAMILY HEALTH CENTRE THANNITHODE	84.30%	85.04%	76.16%	56.27%
FAMILY HEALTH CENTRE MEZHUVELI	79.85%	94.67%	100.00%	57.30%
FAMILY HEALTH CENTRE PALLICKAL	77.78%	97.41%	92.30%	53.13%
FAMILY HEALTH CENTRE EZHAMKULAM	74.68%	99.19%	93.07%	66.67%
FAMILY HEALTH CENTRE CHENNEERKARA	66.98%	96.67%	88.42%	41.38%
FAMILY HEALTH CENTRE KADAMMANITTA	66.75%	0.00%	0.00%	0.00%
URBAN FAMILY HEALTH CENTRE THIRUVALLA	66.56%	96.83%	86.15%	100.00%
FAMILY HEALTH CENTRE KOIPURAM	66.38%	99.81%	90.49%	85.92%
FAMILY HEALTH CENTRE OTHERA	64.40%	97.43%	87.82%	91.18%
FAMILY HEALTH CENTRE CHANDANAPPALLY	61.16%	99.55%	88.44%	79.89%
FAMILY HEALTH CENTRE VECHOOCHIRA	59.20%	73.08%	68.94%	33.16%
FAMILY HEALTH CENTRE NIRANAM	57.77%	38.45%	33.06%	15.66%
FAMILY HEALTH CENTRE PANDALAM	55.56%	89.80%	75.92%	94.37%
Family Health Centre Nedumpuram	37.08%	66.79%	22.23%	16.00%
GENERAL HOSPITAL PATHANAMTHITTA	19.18%	0.00%	0.00%	0.00%
DISTRICT HOSPITAL KOZHENCHERRY	18.47%	0.00%	0.00%	0.00%
FAMILY HEALTH CENTRE CHITTAR	0.00%	0.00%	0.00%	0.00%
TALUK HEAD QUARTERS HOSPITAL KONNI	0.00%	0.00%	0.00%	0.00%
TALUK HEAD QUARTERS HOSPITAL MALLAPPALLY	0.00%	0.00%	0.00%	0.00%

4. Status of Modules Usage in Hospitals

District wise status of live institutions and the count of various modules [Reception, OP Consultation, Lab, Pharmacy] started / functional.

District	Live Institutions	Reception	Consultation	Pharmacy	Lab
THIRUVANANTHAPURAM	104	97 (93%)	91 (88%)	74 (71%)	78 (75%)
ERNAKULAM	81	68 (84%)	56 (69%)	37 (46%)	39 (48%)
THRISSUR	78	70 (90%)	65 (83%)	64 (82%)	63 (81%)
MALAPPURAM	68	52 (76%)	49 (72%)	45 (66%)	41 (60%)
KOZHIKODE	65	63 (97%)	57 (88%)	55 (85%)	54 (83%)
PALAKKAD	54	43 (80%)	43 (80%)	39 (72%)	38 (70%)
KANNUR	53	41 (77%)	33 (62%)	31 (58%)	27 (51%)
ALAPPUZHA	46	35 (76%)	34 (74%)	34 (74%)	32 (70%)
KOLLAM	42	30 (71%)	30 (71%)	30 (71%)	28 (67%)
KOTTAYAM	41	35 (85%)	34 (83%)	32 (78%)	30 (73%)
WAYANAD	31	28 (90%)	23 (74%)	22 (71%)	22 (71%)
KASARAGOD	29	25 (86%)	19 (66%)	18 (62%)	16 (55%)
IDUKKI	27	23 (85%)	22 (81%)	22 (81%)	20 (74%)
PATHANAMTHITTA	26	19 (73%)	16 (62%)	15 (58%)	16 (62%)
Total	745	629 (84%)	572 (77%)	518 (70%)	504 (68%)

5. 1 Online Appointment Booking in Hospitals (except Medical Colleges)



6. eHealth Performance - Reach

Reach indicates the percentage of population availing services through eHealth. The formula used to calculate is (Number of UHID registered / Population) \* 100 %.

