

1. eHealth Kerala - Vital Statistics

Hospital Type	Live Institutions
Family Health Centre	492
Urban Primary Health Centre	56
Taluk Headquarters Hospital	49
Community Health Centre	45
Taluk Hospital	39
Medical College Hospital	18
General Hospital	17
District Hospital	16
Primary Health Centre	13
Specialty Hospital - Women Children	9
Public Health Laboratory	3
Specialty Hospital	3
District TB Centre	2
Empanelled Diagnostic Centre	1
Government Dispensary	1
Specialty Hospital - Child Development	1
Specialty Hospital - Pulmonary Medicine	1
Urban Health Wellness Centre	1
Total	767

2. eHealth - District Ranking Matrix Based on Performance of all Institutions (except Medical Colleges)

The ranking matrix showcases the performance of districts in providing eHealth services through all institutions (excluding Medical Colleges) based on six different parameters.

These parameters include:

1. Percentage of institutions where the reception module is currently using.

2. Percentage of UHID Visits.

3. Percentage of Doctor Consultations.

4. Percentage of Pharmacy Prescriptions by doctors.

5. Percentage of lab orders through doctors.

6. Percentage of Live Institutions.

Weightage is assigned to the percentages calculated in intervals of 10. The rank is determined based on the sum of these weightages.

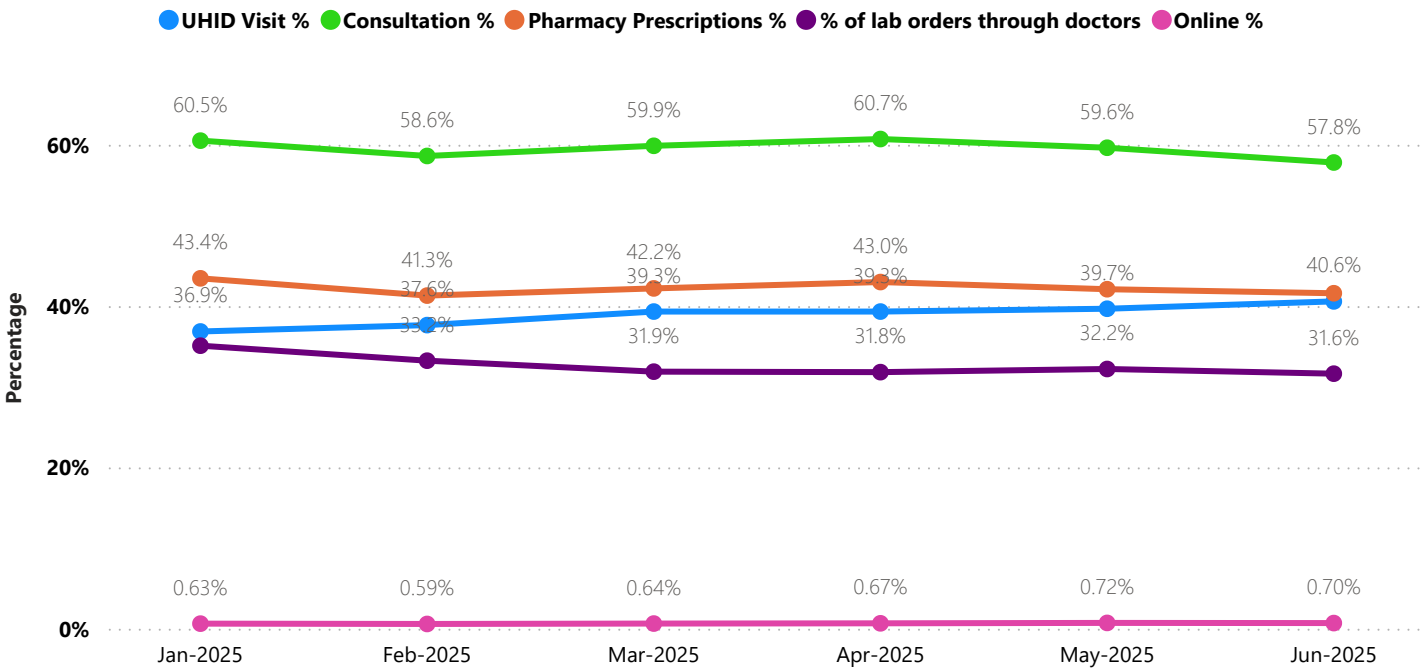
The top-performing districts should aim to maintain their positions, while the average and low-performing districts should strive to reach the 'top four' league.

The ranking matrix for the current month, June 2025, along with the previous two months, is provided in the table below.

District	April	May	June
IDUKKI	1	1	1
WAYANAD	1	2	2
PALAKKAD	2	4	3
THRISSUR	3	3	4
ALAPPUZHA	4	5	5
KOZHIKODE	6	6	6
KOLLAM	6	8	7
MALAPPURAM	5	7	7
KOTTAYAM	8	10	8
THIRUVANANTHAPURAM	8	9	8
KANNUR	7	10	9
PATHANAMTHITTA	6	9	9
ERNAKULAM	9	11	10
KASARAGOD	8	9	10

- Best performing
- Average performing
- Low performing

3. eHealth - State Performance Trend (except Medical Colleges)



3. eHealth - Institution Level Ranking (except Medical Colleges)

Hospital	State Rank
FAMILY HEALTH CENTRE ARTHAT	1
FAMILY HEALTH CENTRE ENGANDIYUR	1
Family Health Centre Kavassery	1
FAMILY HEALTH CENTRE PURAKKAD	1
FAMILY HEALTH CENTRE THAIKKAD	1
FAMILY HEALTH CENTRE THOTTAPPALLY	1
FAMILY HEALTH CENTRE VAZHOOR	1
FAMILY HEALTH CENTRE EDAVILANGU	2
FAMILY HEALTH CENTRE ENNAPPARA	2
FAMILY HEALTH CENTRE KARTHIKAPPALLY	2
Family Health Centre Kizhakkencherry	2
family Health Centre Kuthanur	2
FAMILY HEALTH CENTRE MEENACHIL	2
FAMILY HEALTH CENTRE MOONNILAVU	2
Family Health Centre Ozhalapathy	2
FAMILY HEALTH CENTRE PONMALA	2
FAMILY HEALTH CENTER NOOLPUZHA	3
FAMILY HEALTH CENTRE WEST KALLADA	3
FAMILY HEALTH CENTRE ARATTUPUZHA	3
FAMILY HEALTH CENTRE BISON VALLEY	3
FAMILY HEALTH CENTRE BRAHMAMANGALAM	3
FAMILY HEALTH CENTRE CHERUTHANA	3
FAMILY HEALTH CENTRE EZHUKONE	3
FAMILY HEALTH CENTRE KALLARA	3
FAMILY HEALTH CENTRE KARIMKUNNAM	3
Family Health Centre Keralassery	3
FAMILY HEALTH CENTRE KODIKULAM	3
FAMILY HEALTH CENTRE KUDAYATHUR	3
FAMILY HEALTH CENTRE KUMBADAJE	3
FAMILY HEALTH CENTRE KURUPPANTHARA	3
FAMILY HEALTH CENTRE MANNUR	3
FAMILY HEALTH CENTRE MELILA	3
FAMILY HEALTH CENTRE PARASSINIKADAVU	3
FAMILY HEALTH CENTRE PERUMBALAM	3
FAMILY HEALTH CENTRE PULIKKAL	3
FAMILY HEALTH CENTRE PUNNAPRA NORTH	3
FAMILY HEALTH CENTRE SREENARAYANAPURAM	3

Hospital	State Rank
COMMUNITY HEALTH CENTRE KURATHIKAD	47
COMMUNITY HEALTH CENTRE VELLANAD	47
FAMILY HEALTH CENTRE CHELLANAM	47
FAMILY HEALTH CENTRE CHERANELLOORE	47
FAMILY HEALTH CENTRE CHITTAR	47
FAMILY HEALTH CENTRE KOOTTAYI	47
Family Health Centre Kottopadam	47
FAMILY HEALTH CENTRE KUNHIMANGALAM	47
FAMILY HEALTH CENTRE MANICKAL	47
FAMILY HEALTH CENTRE MEENADOM	47
FAMILY HEALTH CENTRE MUTHOLY	47
FAMILY HEALTH CENTRE NAYARAMBALM	47
FAMILY HEALTH CENTRE OZHUR	47
FAMILY HEALTH CENTRE PALAPPETTY	47
FAMILY HEALTH CENTRE PERUVANNAMUZHI	47
FAMILY HEALTH CENTRE THIRUVANKULAM	47
Family Health Centre Vadavannur	47
FAMILY HEALTH CENTRE VAYALAR	47
FAMILY HEALTH CENTRE VELI	47
RURAL HEALTH TRAINING CENTRE CHETTIKAD	47
TALUK HEAD QUARTERS HOSPITAL KONNI	47
TALUK HEAD QUARTERS HOSPITAL MALAYINKEEZHU	47
TALUK HEAD QUARTERS HOSPITAL MALLAPPALLY	47
TALUK HEAD QUARTERS HOSPITAL PARASSALA	47
TALUK HEAD QUATERS HOSPITAL BEDADKA	47
TALUK HEADQUARTERS HOSPITAL PERUMBAVOOR	47
TALUK HEADQUARTERS HOSPITAL PULINCUNNU	47
TALUK HOSPITAL AREEKODE	47
TALUK HOSPITAL IRIKKUR	47
TALUK HOSPITAL NARAKKAL	47
TALUK HOSPITAL NEENDAKARA	47
TALUK HOSPITAL PANOOR	47
TALUK HOSPITAL PUTHENVELIKARA	47
URBAN PRIMARY HEALTH CENTRE KOLASSERY	47
URBAN PRIMARY HEALTH CENTRE KOTTAKKAL	47
Urban Primary Health Centre South Panamanna	47
DISTRICT HOSPITAL NILAMBUR	46

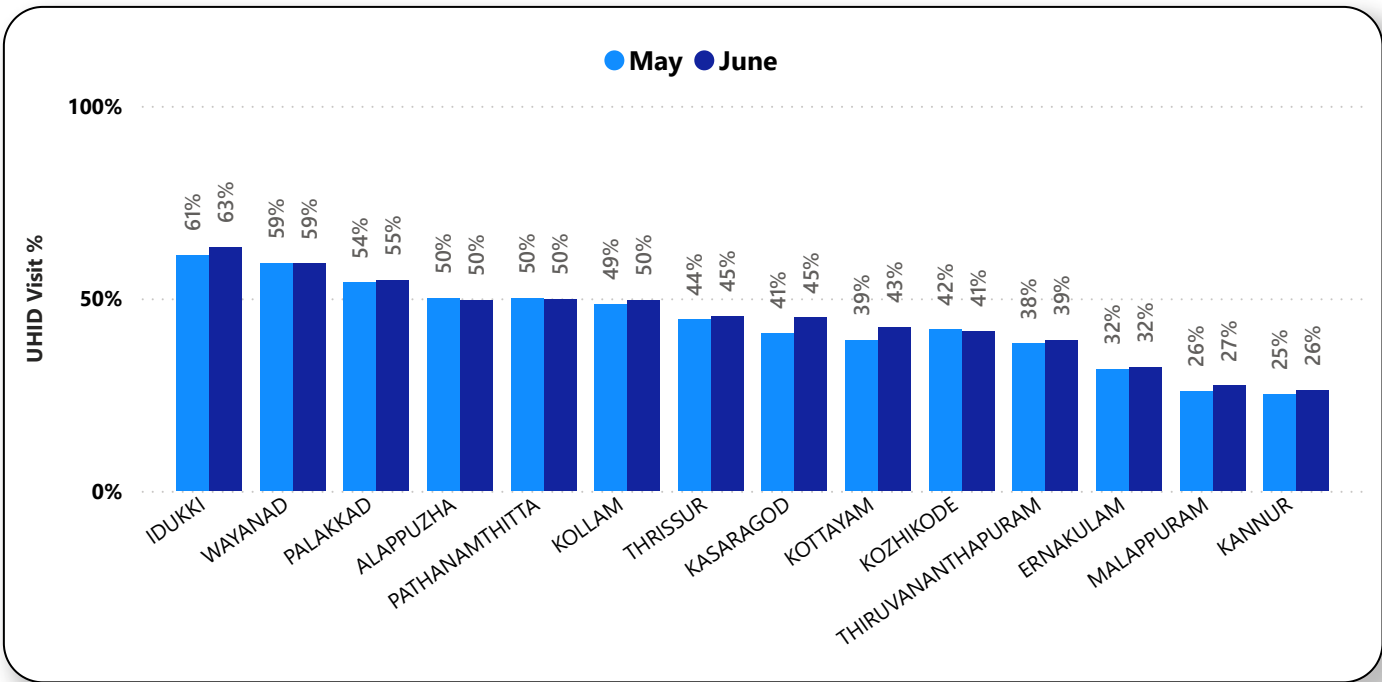
3.1 eHealth Performance - Reception Module

Reception Module is considered to be functional in an institution only if the number of total visits for the month is of minimum 500. The live institution count excludes CCRC and PH labs.

District	Live Institutions	Institutions with Reception	% of institutions with Reception
KOZHIKODE	65	63	97%
THIRUVANANTHAPURAM	104	97	93%
WAYANAD	31	28	90%
THRISSUR	78	70	90%
KASARAGOD	29	25	86%
KOTTAYAM	41	35	85%
IDUKKI	27	23	85%
ERNAKULAM	81	68	84%
PALAKKAD	54	43	80%
KANNUR	53	41	77%
MALAPPURAM	68	52	76%
ALAPPUZHA	46	35	76%
PATHANAMTHITTA	26	19	73%
KOLLAM	42	30	71%
Total	745	629	84%

3.2 e-Health Performance - UHID Visits

UHID Visit % is calculated as (UHID Visits / Total Visit) *100



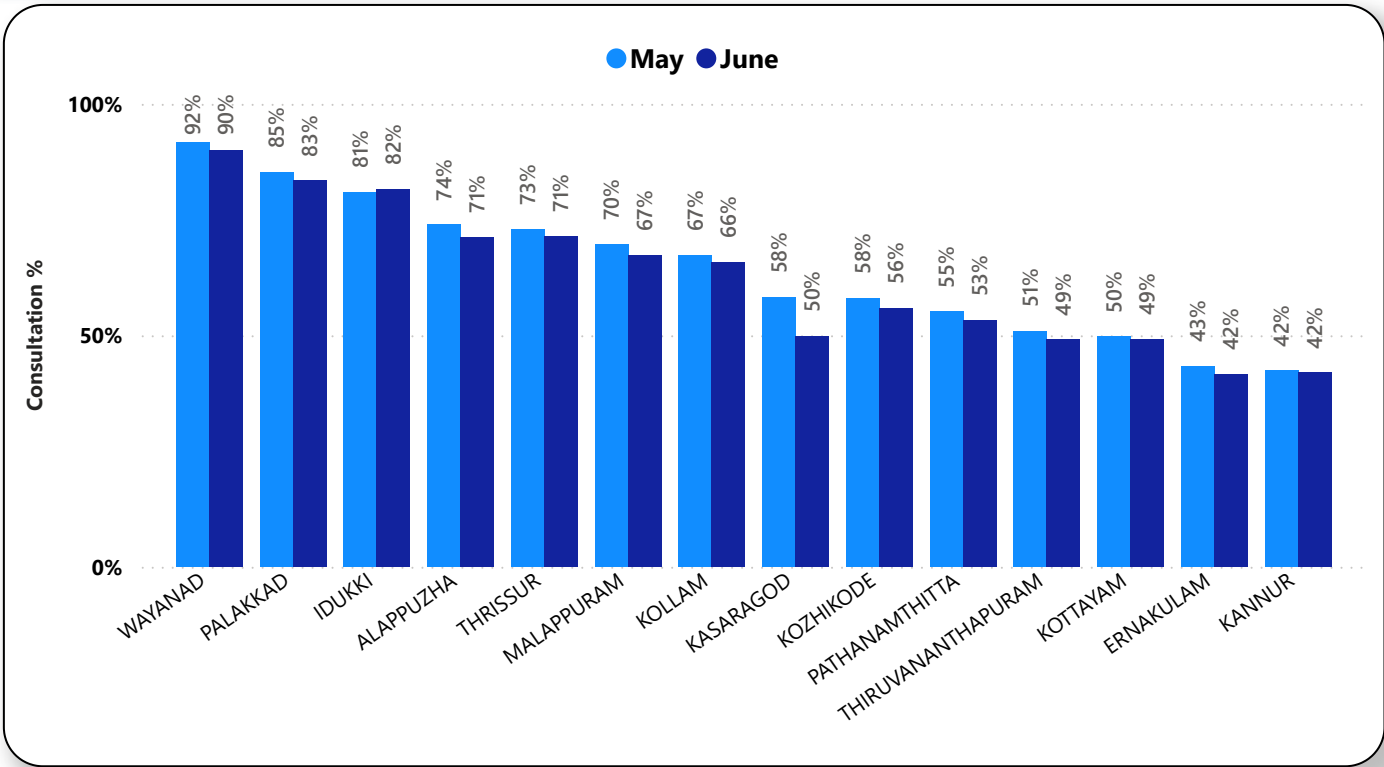
Institutions based on UHID Visits

Hospital	UHID Visit %
GENERAL HOSPITAL IRINJALAKUDA	100.00%
TALUK HEADQUARTERS HOSPITAL KODUNGALLUR	100.00%
TALUK HEADQUATRS HOSPITAL CHALAKUDY	100.00%
FAMILY HEALTH CENTRE PURAKKAD	99.94%
FAMILY HEALTH CENTRE THOTTAPPALLY	99.87%
FAMILY HEALTH CENTRE VAZHOOR	99.87%
Family Health Centre Anakkatty	99.52%
A A RAHIM MEMORIAL DISTRICT HOSPITAL KOLLAM	99.09%
Family Health Centre Kavassery	98.27%
TALUK HEADQUARTERS HOSPITAL KOTTARAKKARA	98.13%
FAMILY HEALTH CENTRE ANAKUDY	97.11%
FAMILY HEALTH CENTRE THAIKKAD	94.60%
FAMILY HEALTH CENTRE MUNAMBAM	93.16%
FAMILY HEALTH CENTRE ENGANDIYUR	92.40%

Hospital	UHID Visit %
COMMUNITY HEALTH CENTRE KURATHIKAD	0.00%
COMMUNITY HEALTH CENTRE VELLANAD	0.00%
FAMILY HEALTH CENTRE CHELLANAM	0.00%
FAMILY HEALTH CENTRE CHERANELLOORE	0.00%
FAMILY HEALTH CENTRE CHITTAR	0.00%
FAMILY HEALTH CENTRE KOOTTAYI	0.00%
Family Health Centre Kottopadam	0.00%
FAMILY HEALTH CENTRE KUNHIMANGALAM	0.00%
FAMILY HEALTH CENTRE MANICKAL	0.00%
FAMILY HEALTH CENTRE MEENADOM	0.00%
FAMILY HEALTH CENTRE MUTHOLY	0.00%
FAMILY HEALTH CENTRE NAYARAMBALM	0.00%
FAMILY HEALTH CENTRE OZHUR	0.00%
FAMILY HEALTH CENTRE PALAPPETTY	0.00%
FAMILY HEALTH CENTRE	0.00%

3.3 e-Health Performance - Doctor Consultation

Consultation % is calculated as (Doctor Consultation / OP Visits) *100



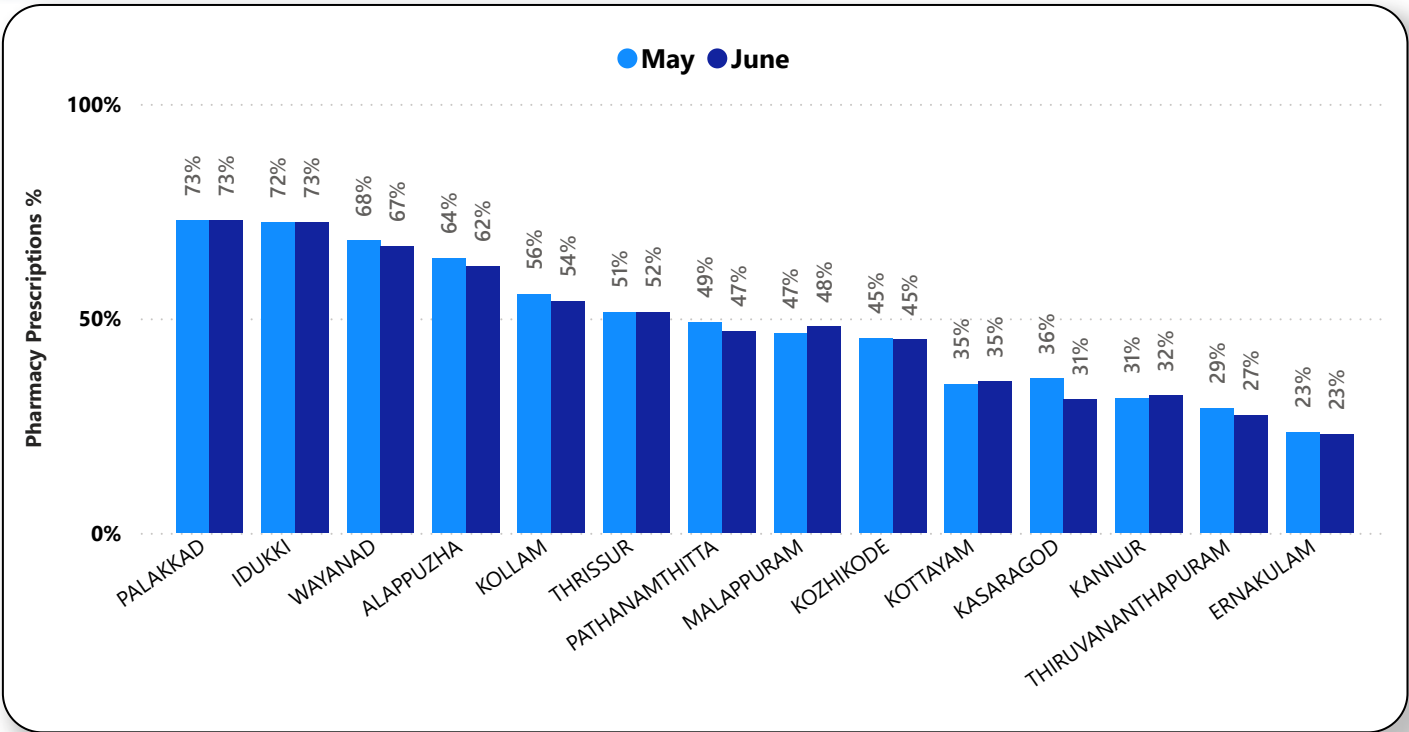
Doctor Consultation Percentage in all Institutions

Hospital	Doctor Consultation %
FAMILY HEALTH CENTRE PALLITHODU	100.00%
FAMILY HEALTH CENTRE THOTTAPPALLY	100.00%
PRIMARY HEALTH CENTRE VELLAYANI	100.00%
FAMILY HEALTH CENTRE ARTHAT	99.95%
FAMILY HEALTH CENTRE POTHUKAL	99.93%
Family Health Centre Kavassery	99.92%
FAMILY HEALTH CENTRE AMACHAL NEW	99.91%
FAMILY HEALTH CENTRE BRAHMAMANGALAM	99.91%
FAMILY HEALTH CENTRE UDAYANAPURAM	99.88%
FAMILY HEALTH CENTRE KUMILY	99.84%
FAMILY HEALTH CENTRE CHOKKAD	99.83%
FAMILY HEALTH CENTRE PULIKKAL	99.83%
FAMILY HEALTH CENTRE KUMARAMANGALAM	99.82%

Hospital	Doctor Consultation %
A A RAHIM MEMORIAL DISTRICT HOSPITAL KOLLAM	0.00%
BLOCK FAMILY HEALTH CENTRE POOKKOTTUR	0.00%
BLOCK FAMILY HEALTH CENTRE THIRUVALI	0.00%
COMMUNITY HEALTH CENTRE CHERPU	0.00%
COMMUNITY HEALTH CENTRE KODUVALLY	0.00%
COMMUNITY HEALTH CENTRE KURATHIKAD	0.00%
COMMUNITY HEALTH CENTRE MEENANGADI	0.00%
COMMUNITY HEALTH CENTRE MULLASSERY	0.00%
COMMUNITY HEALTH CENTRE OLAVANNA	0.00%
COMMUNITY HEALTH CENTRE VAI AVAM	0.00%

3.4 e-Health Performance - Pharmacy Usage

Pharmacy % is calculated as (Pharmacy Prescriptions/ Total OP Visits) *100



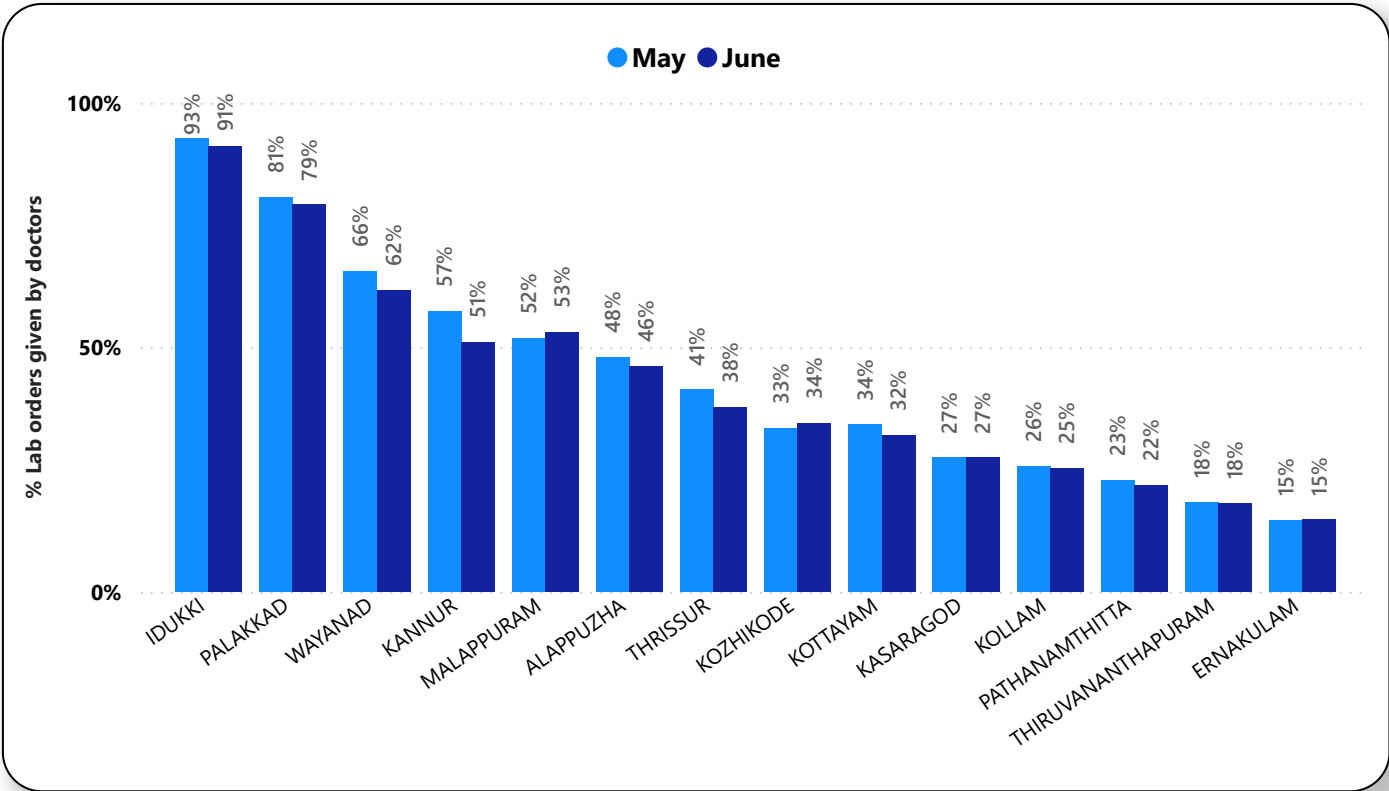
Pharmacy Usage in all Institutions

Hospital	Pharmacy Usage %
FAMILY HEALTH CENTRE BRAHMAMANGALAM	100.00%
FAMILY HEALTH CENTRE MEZHUVELI	100.00%
FAMILY HEALTH CENTRE THOTTAPPALLY	100.00%
FAMILY HEALTH CENTRE UDAYANAPURAM	100.00%
FAMILY HEALTH CENTRE VELIYANNOOR	100.00%
FAMILY HEALTH CENTRE VELLAVOOR	100.00%
URBAN PRIMARY HEALTH CENTRE KALLUNIRA	100.00%
FAMILY HEALTH CENTRE MANARCAD	98.52%
FAMILY HEALTH CENTRE ARTHAT	98.34%
FAMILY HEALTH CENTRE THAIKKAD	97.98%
FAMILY HEALTH CENTRE SREENARAYANAPURAM	97.94%
FAMILY HEALTH CENTRE MEENACHIL	97.72%
URBAN PRIMARY HEALTH CENTRE NILESHWARAM	97.63%

Hospital	Pharmacy Usage %
A A RAHIM MEMORIAL DISTRICT HOSPITAL KOLLAM	0.00%
BLOCK FAMILY HEALTH CENTRE POOKKOTTUR	0.00%
BLOCK FAMILY HEALTH CENTRE THIRUVALI	0.00%
BLOCK FAMILY HEALTH CENTRE VETOM	0.00%
COMMUNITY HEALTH CENTRE PATTIAM	0.00%
COMMUNITY HEALTH CENTRE CHERPU	0.00%
COMMUNITY HEALTH CENTRE KODUVALLY	0.00%
COMMUNITY HEALTH CENTRE KURATHIKAD	0.00%
COMMUNITY HEALTH CENTRE MEENANGADI	0.00%
COMMUNITY HEALTH CENTRE MULLASSERY	0.00%
COMMUNITY HEALTH CENTRE OLAVANNA	0.00%

3.5 e-Health Performance - Lab Usage

Lab % is calculated as (Lab orders given by doctors / Total Lab Orders) *100



Lab Usage in all Institutions

Hospital	Lab Usage %
ATTAPPADY TRIBAL TALUK SPECIALITY HOSPITAL	100.00%
COMMUNITY HEALTH CENTRE PATTIAM	100.00%
COMMUNITY HEALTH CENTRE ANCHUTHENGU	100.00%
COMMUNITY HEALTH CENTRE MUTHUKULAM	100.00%
COMMUNITY HEALTH CENTRE VENPAKAL	100.00%
DISTRICT HOSPITAL ALUVA	100.00%
DISTRICT HOSPITAL KANHANGAD	100.00%
DISTRICT TB CENTRE THIRUVANANTHAPURAM	100.00%
EK NAYANAR MEMORIAL GOVT. WOMEN AND CHILDREN HOSPITAL MANGATTUPARAMBA	100.00%
FAMILY HEALTH CENTRE WEST KALLADA	100.00%
FAMILY HEALTH CENTRE APPAPARA	100.00%
FAMILY HEALTH CENTRE BEYPORE	100.00%

Hospital	Lab Usage %
A A RAHIM MEMORIAL DISTRICT HOSPITAL KOLLAM	0.00%
BLOCK FAMILY HEALTH CENTRE POOKKOTTUR	0.00%
BLOCK FAMILY HEALTH CENTRE THIRUVALI	0.00%
CHEST DISEASES HOSPITAL PULAYANARKOTTAH	0.00%
COMMUNITY HEALTH CENTRE ARYANAD	0.00%
COMMUNITY HEALTH CENTRE CHERPU	0.00%
COMMUNITY HEALTH CENTRE KODUVALLY	0.00%
COMMUNITY HEALTH CENTRE KOODALLOOR	0.00%
COMMUNITY HEALTH CENTRE KURATHIKAD	0.00%
COMMUNITY HEALTH CENTRE MEENANGADI	0.00%
COMMUNITY HEALTH CENTRE MULLASSERY	0.00%
COMMUNITY HEALTH CENTRE OLAVANNA	0.00%
COMMUNITY HEALTH CENTRE VALAYAM	0.00%

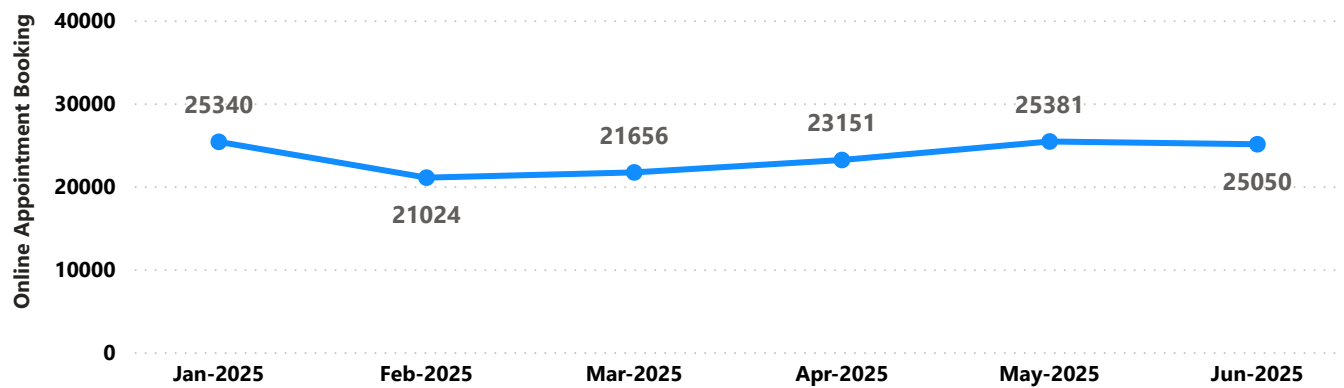
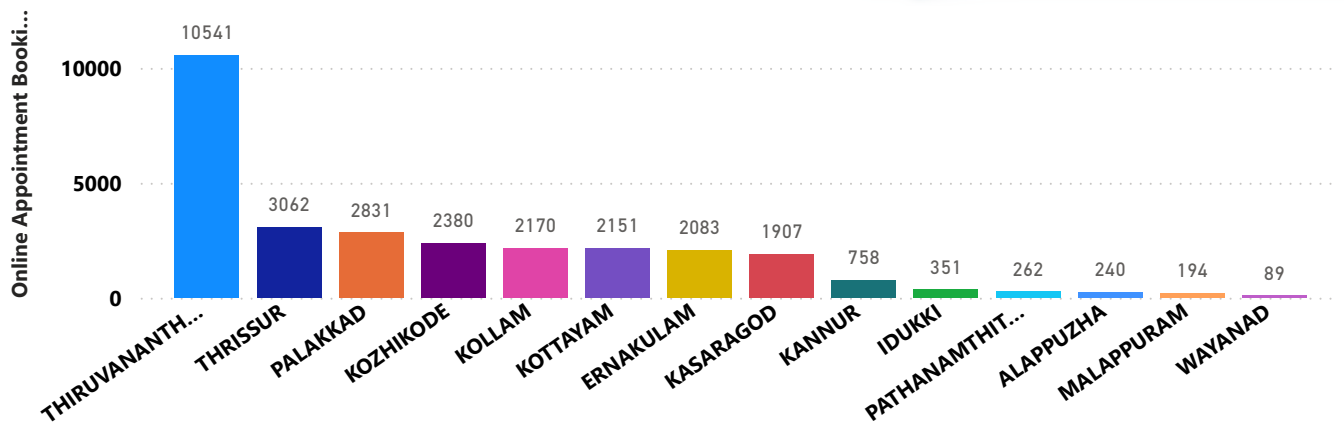
4. Status of Modules Usage in Hospitals

District wise status of live institutions and the count of various modules [Reception, OP Consultation, Lab, Pharmacy] started / functional.

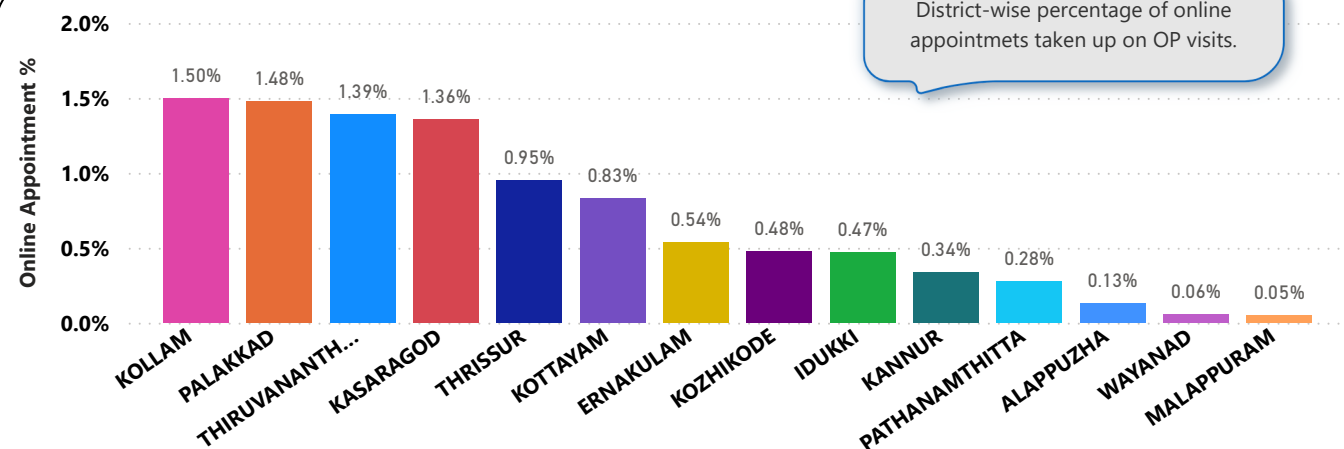
District	Live Institutions	Reception	Consultation	Pharmacy	Lab
THIRUVANANTHAPURAM	104	97 (93%)	91 (88%)	74 (71%)	78 (75%)
ERNAKULAM	81	68 (84%)	56 (69%)	37 (46%)	39 (48%)
THRISSUR	78	70 (90%)	65 (83%)	64 (82%)	63 (81%)
MALAPPURAM	68	52 (76%)	49 (72%)	45 (66%)	41 (60%)
KOZHIKODE	65	63 (97%)	57 (88%)	55 (85%)	54 (83%)
PALAKKAD	54	43 (80%)	43 (80%)	39 (72%)	38 (70%)
KANNUR	53	41 (77%)	33 (62%)	31 (58%)	27 (51%)
ALAPPUZHA	46	35 (76%)	34 (74%)	34 (74%)	32 (70%)
KOLLAM	42	30 (71%)	30 (71%)	30 (71%)	28 (67%)
KOTTAYAM	41	35 (85%)	34 (83%)	32 (78%)	30 (73%)
WAYANAD	31	28 (90%)	23 (74%)	22 (71%)	22 (71%)
KASARAGOD	29	25 (86%)	19 (66%)	18 (62%)	16 (55%)
IDUKKI	27	23 (85%)	22 (81%)	22 (81%)	20 (74%)
PATHANAMTHITTA	26	19 (73%)	16 (62%)	15 (58%)	16 (62%)
Total	745	629 (84%)	572 (77%)	518 (70%)	504 (68%)

5. 1 Online Appointment Booking in Hospitals (except Medical Colleges)

District-wise count of online appointments taken.



District-wise percentage of online appointments taken up on OP visits.



6. eHealth Performance - Reach

Reach indicates the percentage of population availing services through eHealth. The formula used to calculate is (Number of UHID registered / Population) * 100 %.

