

1. eHealth Kerala - Vital Statistics

Hospital Type	Live Institutions
Family Health Centre	57
Urban Primary Health Centre	7
Community Health Centre	4
Taluk Headquarters Hospital	3
Taluk Hospital	3
General Hospital	2
District Hospital	1
Medical College Hospital	1
Total	78

2. eHealth - District Ranking Matrix Based on Performance of all Institutions (except Medical Colleges)

The ranking matrix showcases the performance of districts in providing eHealth services through all institutions (excluding Medical Colleges) based on six different parameters.

These parameters include:

1. Percentage of institutions where the reception module is currently using.

2. Percentage of UHID Visits.

3. Percentage of Doctor Consultations.

4. Percentage of Pharmacy Prescriptions by doctors.

5. Percentage of lab orders through doctors.

6. Percentage of Live Institutions.

Weightage is assigned to the percentages calculated in intervals of 10. The rank is determined based on the sum of these weightages.

The top-performing districts should aim to maintain their positions, while the average and low-performing districts should strive to reach the 'top four' league.

The ranking matrix for the current month, June 2025, along with the previous two months, is provided in the table below.

District	April	May	June
IDUKKI	1	1	1
WAYANAD	1	2	2
PALAKKAD	2	4	3
THRISSUR	3	3	4
ALAPPUZHA	4	5	5
KOZHIKODE	6	6	6
KOLLAM	6	8	7
MALAPPURAM	5	7	7
KOTTAYAM	8	10	8
THIRUVANANTHAPURAM	8	9	8
KANNUR	7	10	9
PATHANAMTHITTA	6	9	9
ERNAKULAM	9	11	10
KASARAGOD	8	9	10

- Best performing
- Average performing
- Low performing

3. eHealth - Institution Level Ranking (except Medical Colleges)

Hospital	Rank
FAMILY HEALTH CENTRE ARTHAT	1
FAMILY HEALTH CENTRE ENGANDIYUR	1
FAMILY HEALTH CENTRE THAIKKAD	1
FAMILY HEALTH CENTRE EDAVILANGU	2
URBAN PRIMARY HEALTH CENTRE ANAPUZHA	3
FAMILY HEALTH CENTRE POOMANGALAM	4
FAMILY HEALTH CENTRE KARALAM	5
FAMILY HEALTH CENTRE KUZHOOR	5
FAMILY HEALTH CENTRE METHALA	5
URBAN FAMILY HEALTH CENTRE V R PURAM	5
FAMILY HEALTH CENTRE CHAMAKKALA	6
FAMILY HEALTH CENTRE KOOLIMUTTOM	6
FAMILY HEALTH CENTRE PANJAL	6
FAMILY HEALTH CENTRE POYYA	6
URBAN PRIMARY HEALTH CENTRE KACHERY	6
FAMILY HEALTH CENTRE NATTIKA	7
FAMILY HEALTH CENTRE VELOOKKARA	7
FAMILY HEALTH CENTRE DESAMANGALAM	8
FAMILY HEALTH CENTRE MADAVANA	8
FAMILY HEALTH CENTRE PUNNAYUR	8
FAMILY HEALTH CENTRE VILVATTOM	8
FAMILY HEALTH CENTRE AYYANTHOLE	9
FAMILY HEALTH CENTRE KAIPAMANGALAM	9
FAMILY HEALTH CENTRE NALUKETTU	9
FAMILY HEALTH CENTRE VELUR	9
FAMILY HEALTH CENTRE ELANAD	10
FAMILY HEALTH CENTRE MANALLOOR	10
FAMILY HEALTH CENTRE PARALAM	10
FAMILY HEALTH CENTRE PARIYARAM THRISSUR	10
FAMILY HEALTH CENTRE POOMALA	10
FAMILY HEALTH CENTRE THALIKULAM	10
FAMILY HEALTH CENTRE THRIKKUR	10
FAMILY HEALTH CENTRE NENMANIKKARA	11
FAMILY HEALTH CENTRE THIRUVILWAMALA	11
FAMILY HEALTH CENTRE VATANAPPALLY	11
FAMILY HEALTH CENTRE VENKITANGU	11
FAMILY HEALTH CENTRE MAMBRA	12
FAMILY HEALTH CENTRE POOKODE	12

Hospital	Rank
FAMILY HEALTH CENTRE VANIYAMAPARA	31
COMMUNITY HEALTH CENTRE MULLASSERY	30
DISTRICT HOSPITAL WADAKKANCHERRY	29
GENERAL HOSPITAL IRINJALAKUDA	29
TALUK HEADQUARTERS HOSPITAL CHELAKKARA	29
TALUK HEADQUARTERS HOSPITAL KODUNGALLUR	29
TALUK HEADQUARTERS HOSPITAL CHALAKUDY	29
TALUK HOSPITAL KUNNAMKULAM	29
COMMUNITY HEALTH CENTRE CHERPU	28
FAMILY HEALTH CENTRE PERUMBILAVU	27
GENERAL HOSPITAL THRISSUR	27
FAMILY HEALTH CENTRE MADAKATHARA	26
FAMILY HEALTH CENTRE VARANDARAPPILLY	26
FAMILY HEALTH CENTRE VELLANIKKARA	25
FAMILY HEALTH CENTRE PATTIKKAD	24
URBAN FAMILY HEALTH CENTRE PARAVATTANI	24
FAMILY HEALTH CENTRE PAMBOOR	23
TALUK HOSPITAL PUDUKAD	22
FAMILY HEALTH CENTRE KODAKARA	21
FAMILY HEALTH CENTRE P.VEMBELLUR	20
FAMILY HEALTH CENTRE NADATHARA	19
FAMILY HEALTH CENTRE VALLACHIRA	19
FAMILY HEALTH CENTRE KADANGODE	18
FAMILY HEALTH CENTRE PORKULAM	18
COMMUNITY HEALTH CENTRE PAZHANJI	17
FAMILY HEALTH CENTRE ADAT	17
FAMILY HEALTH CENTRE KAKKAD	17
FAMILY HEALTH CENTRE MULLURKARA	17
FAMILY HEALTH CENTRE MUNDUR	17
FAMILY HEALTH CENTRE THEKKUMKARA	17
URBAN FAMILY HEALTH CENTRE PORKALANGAD	17
FAMILY HEALTH CENTRE KONDAZH	16
FAMILY HEALTH CENTRE MELOOR	16
FAMILY HEALTH CENTRE VALLATHOL NAGAR	16
FAMILY HEALTH CENTRE VETTELAPPARA	16
TALUK HEADQUARTERS HOSPITAL CHAVAKKAD	16
URBAN FAMILY HEALTH CENTRE GURUVAYOOR	16

3.1 eHealth Performance - Reception Module

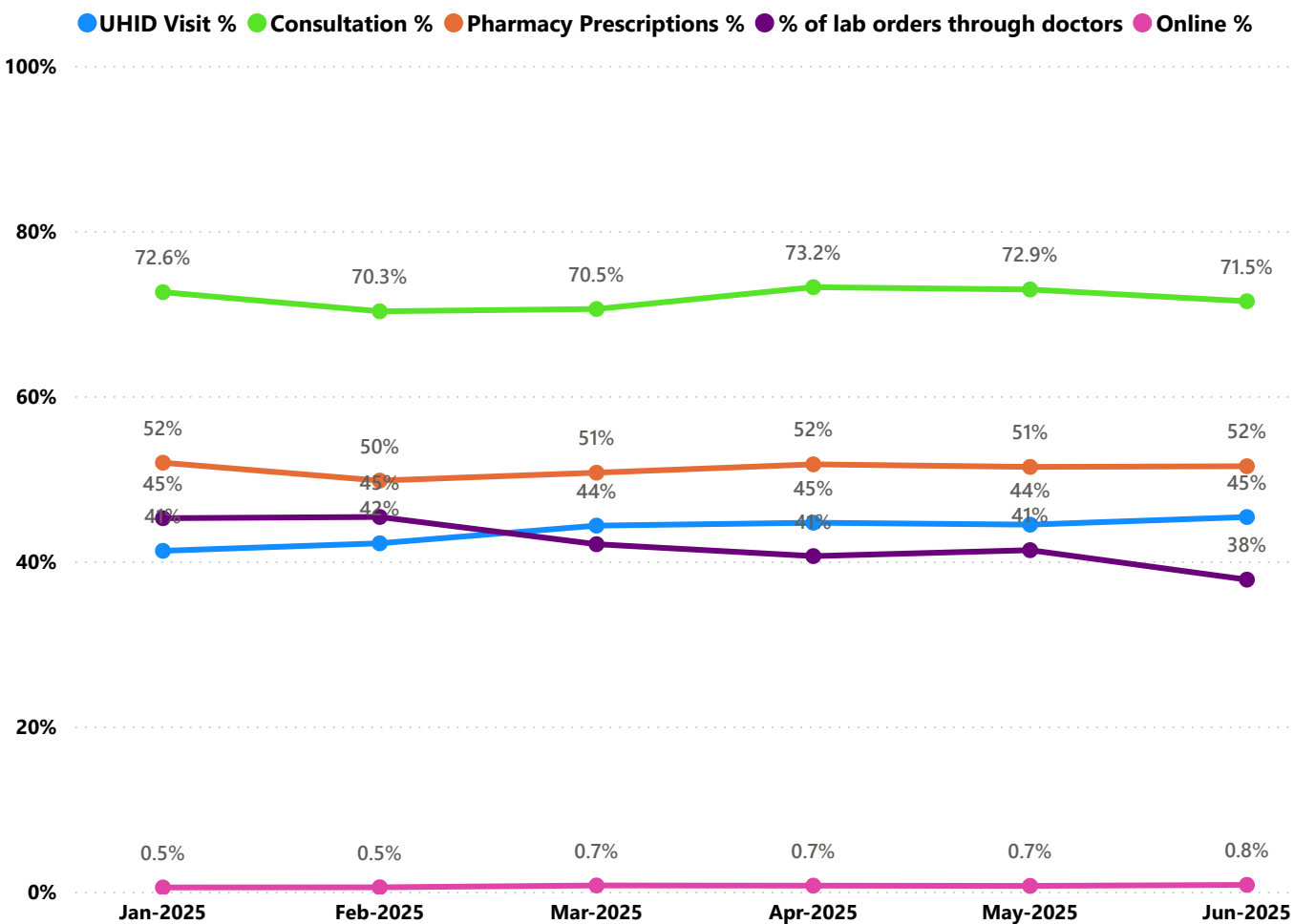
Reception Module is considered to be functional in an institution only if the number of total visits for the month is of minimum 500.

District	Institution Count	Institutions with Reception	% of institutions with Reception
KOZHIKODE	65	63	96.92%
WAYANAD	30	28	93.33%
THIRUVANANTHAPURAM	104	96	92.31%
THRISSUR	77	70	90.91%
KASARAGOD	29	25	86.21%
KOTTAYAM	41	35	85.37%
IDUKKI	27	23	85.19%
ERNAKULAM	81	68	83.95%
PALAKKAD	54	43	79.63%
KANNUR	53	41	77.36%
ALAPPUZHA	46	35	76.09%
MALAPPURAM	69	52	75.36%
PATHANAMTHITTA	26	19	73.08%
KOLLAM	42	30	71.43%

Hospital Name
COMMUNITY HEALTH CENTRE MULLASSERY
DISTRICT HOSPITAL WADAKKANCHERRY
FAMILY HEALTH CENTRE VANIYAMAPARA
GENERAL HOSPITAL IRINJALAKUDA
TALUK HEADQUARTERS HOSPITAL CHELAKKARA
TALUK HEADQUARTERS HOSPITAL KODUNGALLUR
TALUK HEADQUATRS HOSPITAL CHALAKUDY
TALUK HOSPITAL KUNNAMKULAM

Institutions where the reception module is either not started or not using

3.2 e-Health Performance Trend



- UHID Visit % is calculated as $(UHID\ Visits / Total\ Visit) \times 100$
- Consultation % is calculated as $(Doctor\ Consultation / OP\ Visits) \times 100$
- Pharmacy % is calculated as $(Pharmacy\ Prescriptions / Total\ OP\ Visits) \times 100$
- Lab % is calculated as $(Lab\ orders\ given\ by\ doctors / Total\ Lab\ Orders) \times 100$
- Online % is calculated as $(Online\ appointments\ via\ web\ portal / Total\ OP\ Visits) \times 100$

3.3 e-Health Performance Indicators

Hospital	UHID Visit %	Consultation %	Pharmacy Prescriptions %	% of Lab Orders given by Doctors
DISTRICT HOSPITAL WADAKKANCHERRY	100.00%	0.00%	0.00%	0.00%
GENERAL HOSPITAL IRINJALAKUDA	100.00%	0.00%	0.00%	0.00%
TALUK HEADQUARTERS HOSPITAL CHELAKKARA	100.00%	0.00%	0.00%	0.00%
TALUK HEADQUARTERS HOSPITAL KODUNGALLUR	100.00%	0.00%	0.00%	0.00%
TALUK HEADQUATRSERS HOSPITAL CHALAKUDY	100.00%	0.00%	0.00%	0.00%
TALUK HOSPITAL KUNNAMKULAM	100.00%	0.00%	0.00%	0.00%
FAMILY HEALTH CENTRE THAIKKAD	94.60%	98.73%	97.98%	100.00%
FAMILY HEALTH CENTRE ENGANDIYUR	92.40%	99.63%	91.07%	100.00%
FAMILY HEALTH CENTRE ARTHAT	91.75%	99.95%	98.34%	94.01%
FAMILY HEALTH CENTRE EDAVILANGU	85.14%	98.33%	90.52%	95.68%
FAMILY HEALTH CENTRE POOMANGALAM	83.05%	98.85%	88.76%	89.64%
URBAN PRIMARY HEALTH CENTRE ANAPUZHA	81.84%	99.68%	86.88%	97.94%
URBAN FAMILY HEALTH CENTRE PORKALANGAD	80.17%	51.80%	41.77%	37.65%
FAMILY HEALTH CENTRE PANJAL	75.65%	93.94%	90.71%	61.51%
FAMILY HEALTH CENTRE CHAMAKKALA	75.52%	95.36%	88.53%	78.38%
FAMILY HEALTH CENTRE MELOOR	74.24%	81.73%	38.35%	33.42%
FAMILY HEALTH CENTRE KARALAM	73.03%	97.70%	89.07%	86.38%
FAMILY HEALTH CENTRE PORKULAM	71.79%	64.21%	45.17%	10.46%
FAMILY HEALTH CENTRE KOOLIMUTTOM	71.76%	94.46%	85.09%	79.83%
FAMILY HEALTH CENTRE P.VEMBELLUR	70.66%	39.51%	22.68%	16.82%
FAMILY HEALTH CENTRE VENKITANGU	69.34%	93.43%	78.74%	46.46%
FAMILY HEALTH CENTRE KAIPAMANGALAM	69.22%	91.01%	73.98%	65.29%
URBAN FAMILY HEALTH CENTRE V R PURAM	66.82%	99.59%	82.60%	97.89%
FAMILY HEALTH CENTRE POOKODE	65.82%	99.20%	86.44%	26.70%
FAMILY HEALTH CENTRE VELOOKKARA	65.43%	94.52%	89.83%	75.22%
FAMILY HEALTH CENTRE AYYANTHOLE	65.12%	93.72%	72.87%	61.50%
TALUK HEADQUARTERS HOSPITAL CHAVAKKAD	65.05%	65.63%	29.32%	76.01%
FAMILY HEALTH CENTRE NALUKETTU	63.69%	89.62%	85.67%	60.13%
FAMILY HEALTH CENTRE MANALLOOR	63.13%	99.70%	80.40%	49.02%
URBAN PRIMARY HEALTH CENTRE KACHERY	62.01%	90.60%	73.74%	100.00%
FAMILY HEALTH CENTRE POOMALA	61.93%	97.42%	86.98%	47.47%
COMMUNITY HEALTH CENTRE PAZHANJI	61.39%	99.08%	0.00%	54.53%
FAMILY HEALTH CENTRE NATTIKA	60.26%	99.74%	86.09%	77.78%
FAMILY HEALTH CENTRE MADAVANA	60.13%	96.39%	85.47%	68.25%
FAMILY HEALTH CENTRE ADAT	59.73%	81.93%	72.44%	0.00%
FAMILY HEALTH CENTRE POYYA	58.82%	98.45%	87.85%	100.00%
COMMUNITY HEALTH CENTRE MULLASSERY	58.26%	0.00%	0.00%	0.00%
FAMILY HEALTH CENTRE THALIKULAM	58.21%	97.11%	79.43%	66.08%
FAMILY HEALTH CENTRE KUZHOOR	57.97%	94.16%	90.48%	100.00%
FAMILY HEALTH CENTRE NENMANIKKARA	57.86%	99.52%	86.74%	41.92%
FAMILY HEALTH CENTRE METHALA	57.08%	98.18%	97.39%	90.98%
FAMILY HEALTH CENTRE ELANAD	56.40%	95.70%	88.93%	50.26%
FAMILY HEALTH CENTRE DESAMANGALAM	55.44%	99.76%	87.90%	75.80%
URBAN FAMILY HEALTH CENTRE GOSAVIKUNNU	53.03%	94.03%	70.07%	34.67%

3.3 e-Health Performance Indicators

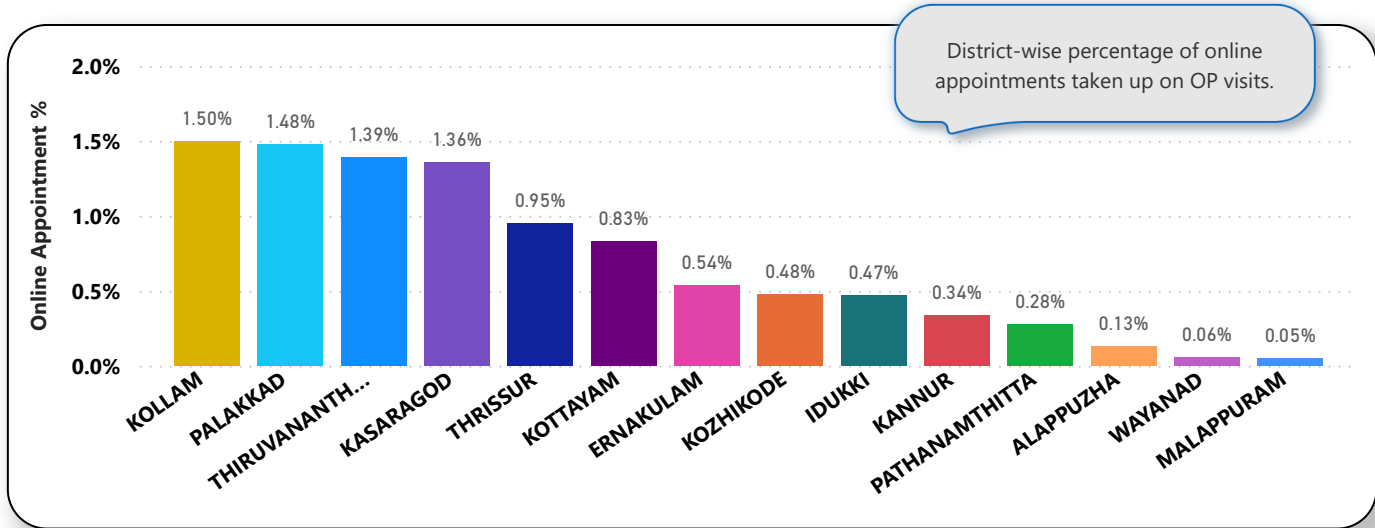
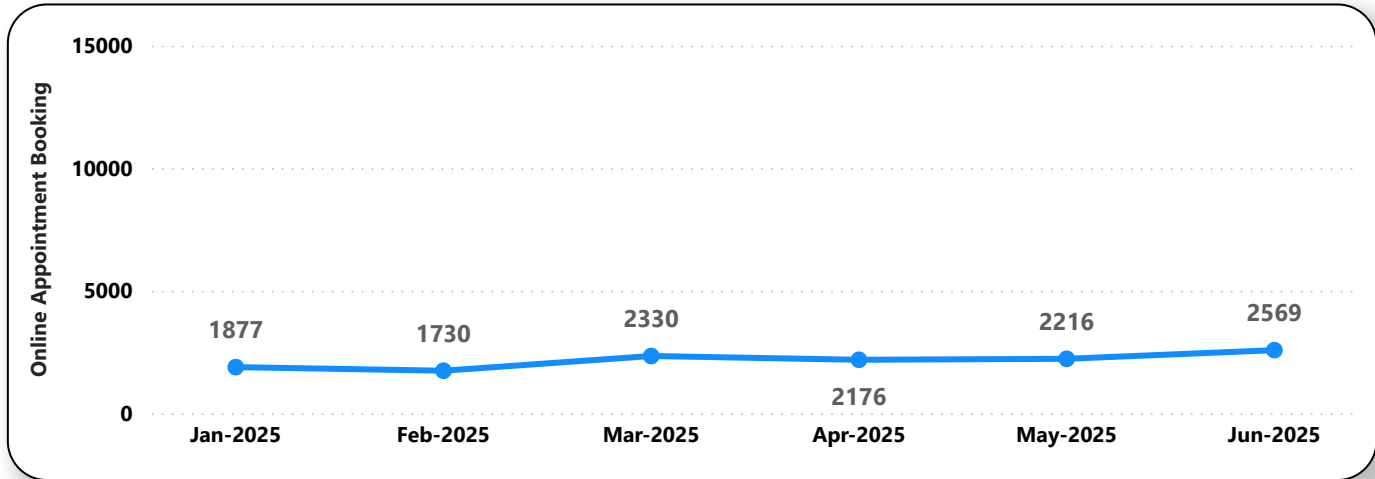
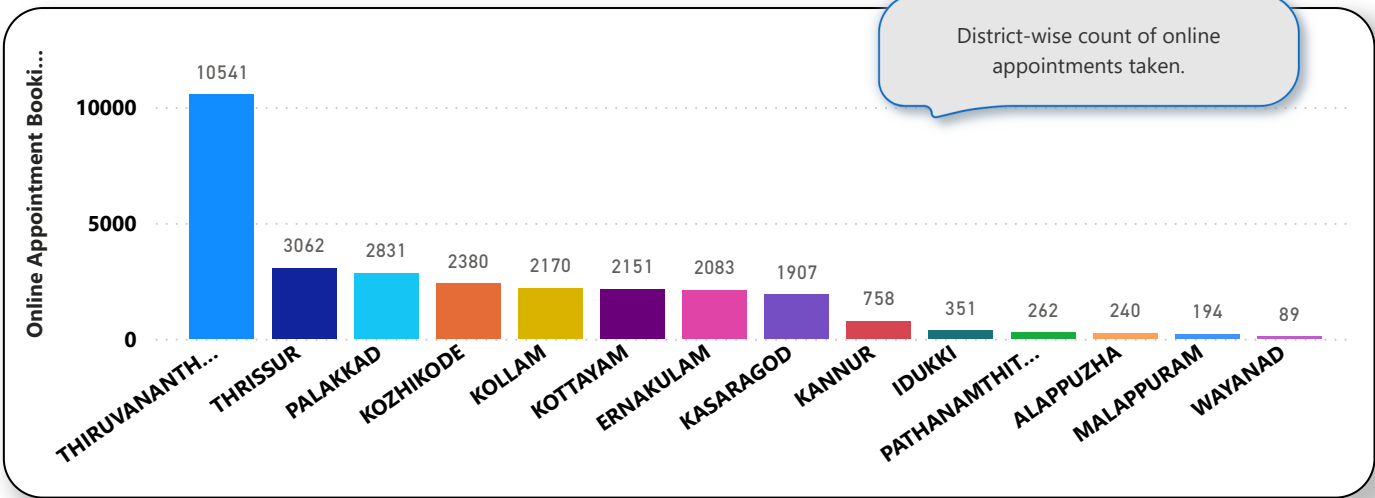
Hospital	UHID Visit %	Consultation %	Pharmacy Prescriptions %	% of Lab Orders given by Doctors
GENERAL HOSPITAL THRISSUR	6.83%	24.79%	5.03%	1.57%
URBAN FAMILY HEALTH CENTRE PARAVATTANI	11.98%	31.03%	22.46%	32.97%
COMMUNITY HEALTH CENTRE CHERPU	13.78%	0.00%	0.00%	0.00%
FAMILY HEALTH CENTRE MULLURKARA	14.82%	93.40%	58.76%	58.22%
FAMILY HEALTH CENTRE KAKKAD	18.25%	86.86%	78.92%	42.17%
FAMILY HEALTH CENTRE PERUMBILAVU	20.22%	0.00%	0.00%	0.00%
TALUK HOSPITAL PUDUKAD	24.77%	58.70%	22.70%	27.14%
FAMILY HEALTH CENTRE VELUR	29.97%	94.29%	83.19%	99.25%
FAMILY HEALTH CENTRE PAMBOOR	30.14%	46.23%	25.67%	14.33%
FAMILY HEALTH CENTRE VARANDARAPPILLY	31.53%	0.00%	0.00%	0.00%
FAMILY HEALTH CENTRE MADAKATHARA	32.58%	0.00%	0.00%	0.00%
FAMILY HEALTH CENTRE VALLATHOL NAGAR	34.10%	89.37%	78.28%	32.80%
FAMILY HEALTH CENTRE THRIKKUR	34.45%	99.67%	84.73%	72.08%
FAMILY HEALTH CENTRE THIRUVILWAMALA	35.57%	97.56%	80.52%	70.00%
FAMILY HEALTH CENTRE PATTIKKAD	35.71%	38.23%	31.44%	4.29%
FAMILY HEALTH CENTRE MUNDUR	36.49%	84.14%	77.08%	30.00%
FAMILY HEALTH CENTRE KONDAZHY	40.21%	95.09%	88.42%	0.00%
FAMILY HEALTH CENTRE MAMBRA	40.72%	97.06%	87.19%	41.28%
FAMILY HEALTH CENTRE KADANGODE	41.22%	78.02%	38.17%	48.38%
FAMILY HEALTH CENTRE PARALAM	41.85%	87.32%	73.87%	88.77%
FAMILY HEALTH CENTRE PARAPPUKKARA	42.10%	87.22%	84.27%	29.17%
FAMILY HEALTH CENTRE KODAKARA	43.58%	43.61%	41.19%	5.44%
FAMILY HEALTH CENTRE VELLANIKKARA	43.66%	22.13%	2.94%	1.51%
FAMILY HEALTH CENTRE PUNNAYUR	45.06%	93.40%	80.10%	82.39%
FAMILY HEALTH CENTRE THEKKUMKARA	45.14%	89.16%	75.04%	17.09%
FAMILY HEALTH CENTRE NADATHARA	45.31%	65.80%	59.29%	27.18%
FAMILY HEALTH CENTRE VATANAPPALLY	46.67%	99.43%	47.54%	100.00%
FAMILY HEALTH CENTRE VILVATTOM	46.71%	99.40%	81.46%	82.32%
FAMILY HEALTH CENTRE VALLACHIRA	47.38%	49.25%	48.68%	50.53%
FAMILY HEALTH CENTRE VANIYAMAPARA	48.83%	0.00%	0.00%	0.00%
URBAN FAMILY HEALTH CENTRE GURUVAYOOR	49.59%	87.39%	68.61%	33.52%
FAMILY HEALTH CENTRE PARIYARAM THRISSUR	49.98%	85.91%	72.15%	87.45%
FAMILY HEALTH CENTRE ALOOR	50.49%	86.03%	71.16%	44.07%
FAMILY HEALTH CENTRE VETTELAPPARA	50.55%	25.30%	82.78%	67.13%
URBAN FAMILY HEALTH CENTRE GOSAYIKUNNU	53.93%	94.02%	79.07%	24.67%
FAMILY HEALTH CENTRE DESAMANGALAM	55.44%	99.76%	87.90%	75.80%
FAMILY HEALTH CENTRE ELANAD	56.40%	95.70%	88.93%	50.26%
FAMILY HEALTH CENTRE METHALA	57.08%	98.18%	97.39%	90.98%
FAMILY HEALTH CENTRE NENMANIKKARA	57.86%	99.52%	86.74%	41.92%
FAMILY HEALTH CENTRE KUZHOOR	57.97%	94.16%	90.48%	100.00%
FAMILY HEALTH CENTRE THALIKULAM	58.21%	97.11%	79.43%	66.08%
COMMUNITY HEALTH CENTRE MULLASSERY	58.26%	0.00%	0.00%	0.00%
FAMILY HEALTH CENTRE POYYA	58.82%	98.45%	87.85%	100.00%
FAMILY HEALTH CENTRE ADAT	59.73%	81.93%	72.44%	0.00%

4. Status of Modules Usage in Hospitals

District wise status of live institutions and the count of various modules [Reception, OP Consultation, Lab, Pharmacy] started / functional.

District	Live Institutions	Reception	Consultation	Pharmacy	Lab
THIRUVANANTHAPURAM	104	97 (93%)	91 (88%)	74 (71%)	78 (75%)
ERNAKULAM	81	68 (84%)	56 (69%)	37 (46%)	39 (48%)
THRISSUR	78	70 (90%)	65 (83%)	64 (82%)	63 (81%)
MALAPPURAM	68	52 (76%)	49 (72%)	45 (66%)	41 (60%)
KOZHIKODE	65	63 (97%)	57 (88%)	55 (85%)	54 (83%)
PALAKKAD	54	43 (80%)	43 (80%)	39 (72%)	38 (70%)
KANNUR	53	41 (77%)	33 (62%)	31 (58%)	27 (51%)
ALAPPUZHA	46	35 (76%)	34 (74%)	34 (74%)	32 (70%)
KOLLAM	42	30 (71%)	30 (71%)	30 (71%)	28 (67%)
KOTTAYAM	41	35 (85%)	34 (83%)	32 (78%)	30 (73%)
WAYANAD	31	28 (90%)	23 (74%)	22 (71%)	22 (71%)
KASARAGOD	29	25 (86%)	19 (66%)	18 (62%)	16 (55%)
IDUKKI	27	23 (85%)	22 (81%)	22 (81%)	20 (74%)
PATHANAMTHITTA	26	19 (73%)	16 (62%)	15 (58%)	16 (62%)
Total	745	629 (84%)	572 (77%)	518 (70%)	504 (68%)

5. 1 Online Appointment Booking in Hospitals (except Medical Colleges)



6. eHealth Performance - Reach

Reach indicates the percentage of population availing services through eHealth. The formula used to calculate is (Number of UHID registered / Population) * 100 %.

