

1. eHealth Kerala - Vital Statistics

Hospital Type	Live Institutions
Family Health Centre	57
Community Health Centre	17
Urban Primary Health Centre	8
Medical College Hospital	4
Primary Health Centre	4
Taluk Headquarters Hospital	4
Taluk Hospital	4
District Hospital	2
General Hospital	2
Specialty Hospital	2
District TB Centre	1
Empanelled Diagnostic Centre	1
Government Dispensary	1
Public Health Laboratory	1
Specialty Hospital - Child Development	1
Specialty Hospital - Pulmonary Medicine	1
Specialty Hospital - Women Children	1
Total	111

2. eHealth - District Ranking Matrix Based on Performance of all Institutions (except Medical Colleges)

The ranking matrix showcases the performance of districts in providing eHealth services through all institutions (excluding Medical Colleges) based on six different parameters.

These parameters include:

1.

Percentage of institutions where the reception module is currently using.
2.

Percentage of UHID Visits.
3.

Percentage of Doctor Consultations.
4.

Percentage of Pharmacy Prescriptions by doctors.
5.

Percentage of lab orders through doctors.
6.

Percentage of Live Institutions.

Weightage is assigned to the percentages calculated in intervals of 10. The rank is determined based on the sum of these weightages.

The top-performing districts should aim to maintain their positions, while the average and low-performing districts should strive to reach the 'top four' league.

The ranking matrix for the current month, June 2025, along with the previous two months, is provided in the table below.

District	April	May	June
IDUKKI	1	1	1
WAYANAD	1	2	2
PALAKKAD	2	4	3
THRISSUR	3	3	4
ALAPPUZHA	4	5	5
KOZHIKODE	6	6	6
KOLLAM	6	8	7
MALAPPURAM	5	7	7
KOTTAYAM	8	10	8
THIRUVANANTHAPURAM	8	9	8
KANNUR	7	10	9
PATHANAMTHITTA	6	9	9
ERNAKULAM	9	11	10
KASARAGOD	8	9	10

- Best performing
- Average performing
- Low performing

3. eHealth - Institution Level Ranking (except Medical Colleges)

Hospital	Rank
FAMILY HEALTH CENTRE VEERANAKAVU	1
FAMILY HEALTH CENTRE PERUMPAZHUTHOOR	2
FAMILY HEALTH CENTRE POOZHANAD	3
FAMILY HEALTH CENTRE PANAHOOR	4
URBAN PRIMARY HEALTH CENTRE MAMBAZHAKKARA	4
FAMILY HEALTH CENTRE CHEMBOOR	5
FAMILY HEALTH CENTRE KALLIKKAD NEW	5
FAMILY HEALTH CENTRE KOLLAYIL	5
FAMILY HEALTH CENTRE KUTTICHAL	5
FAMILY HEALTH CENTRE MADAVOOR	5
FAMILY HEALTH CENTRE PULIMATH	5
URBAN PRIMARY HEALTH CENTRE CHALAI	5
FAMILY HEALTH CENTRE ANAKUDY	6
FAMILY HEALTH CENTRE POZHIVOOR	6
PRIMARY HEALTH CENTRE VELLAYANI	6
FAMILY HEALTH CENTRE KARAKULAM	7
FAMILY HEALTH CENTRE MUKKOLA	7
URBAN PRIMARY HEALTH CENTRE POOVATHOOR	7
FAMILY HEALTH CENTRE KOTTUKAL	8
FAMILY HEALTH CENTRE THOLICODE	8
FAMILY HEALTH CENTRE THONIPARA	8
COMMUNITY HEALTH CENTRE VELLARADA	9
FAMILY HEALTH CENTRE AMACHAL NEW	9
FAMILY HEALTH CENTRE BALARAMAPURAM	9
FAMILY HEALTH CENTRE KUNNATHUKAL	9
FAMILY HEALTH CENTRE VILAVOORKKAL	9
COMMUNITY HEALTH CENTRE VENPAKAL	10
FAMILY HEALTH CENTRE EDAVA	10
FAMILY HEALTH CENTRE KADAKAMPALLY	10
FAMILY HEALTH CENTRE MARANALLOOR	10
FAMILY HEALTH CENTRE PARANIYAM	10
FAMILY HEALTH CENTRE PARASUVAIKKAL PARASALA	10
FAMILY HEALTH CENTRE AMBOORI	11
FAMILY HEALTH CENTRE KARAVARAM	11
FAMILY HEALTH CENTRE PERUMATHURA	11
FAMILY HEALTH CENTRE THONNAKKAL	11

Hospital	Rank
COMMUNITY HEALTH CENTRE VELLANAD	33
FAMILY HEALTH CENTRE MANICKAL	33
FAMILY HEALTH CENTRE VELI	33
TALUK HEAD QUARTERS HOSPITAL MALAYINKEEZHU	33
TALUK HEAD QUARTERS HOSPITAL PARASSALA	33
INTEGRATED FAMILY HEALTH CENTRE PANGAPPARA	32
URBAN PRIMARY HEALTH CENTRE CHAIKOTTUKONAM	32
TALUK HOSPITAL ATTINGAL	31
DISTRICT HOSPITAL NEDUMANGAD	30
TALUK HEADQUARTERS HOSPITAL CHIRAYINKEEZH	30
TALUK HOSPITAL FORT THIRUVANANTHAPURAM	30
MENTAL HEALTH CENTRE PEROORKADA	29
COMMUNITY HEALTH CENTRE KANYAKULANGARA	28
SECRETARIAT HEALTH CENTRE THIRUVANANTHAPURAM	28
COMMUNITY HEALTH CENTRE POOVAR	27
GENERAL HOSPITAL THIRUVANANTHAPURAM	27
TALUK HOSPITAL NEMOM	27
COMMUNITY HEALTH CENTRE MANAMBOOR	26
FAMILY HEALTH CENTRE KEEZHATTINGAL	26
FAMILY HEALTH CENTRE POONTHURA	26
CHEST DISEASES HOSPITAL PULAYANARKOTTAH	25
COMMUNITY HEALTH CENTRE ARYANAD	25
COMMUNITY HEALTH CENTRE PUTHENTHOPE	25
DISTRICT MODEL HOSPITAL PEROORKADA	25
WOMEN AND CHILDREN HOSPITAL THYCAUD	25
GENERAL HOSPITAL NEYYATTINKARA	24
TALUK HEADQUARTERS HOSPITAL VARKALA	24
TALUK HOSPITAL VITHURA	24
COMMUNITY HEALTH CENTRE PALODE	23
COMMUNITY HEALTH CENTRE VILAPPIL	23
FAMILY HEALTH CENTRE CHEMMARUTHY	22
FAMILY HEALTH CENTRE MUDAKKAL	22
FAMILY HEALTH CENTRE PERINGAMMALA	22
COMMUNITY HEALTH CENTRE KALLARA	21

3.1 eHealth Performance - Reception Module

Reception Module is considered to be functional in an institution only if the number of total visits for the month is of minimum 500.

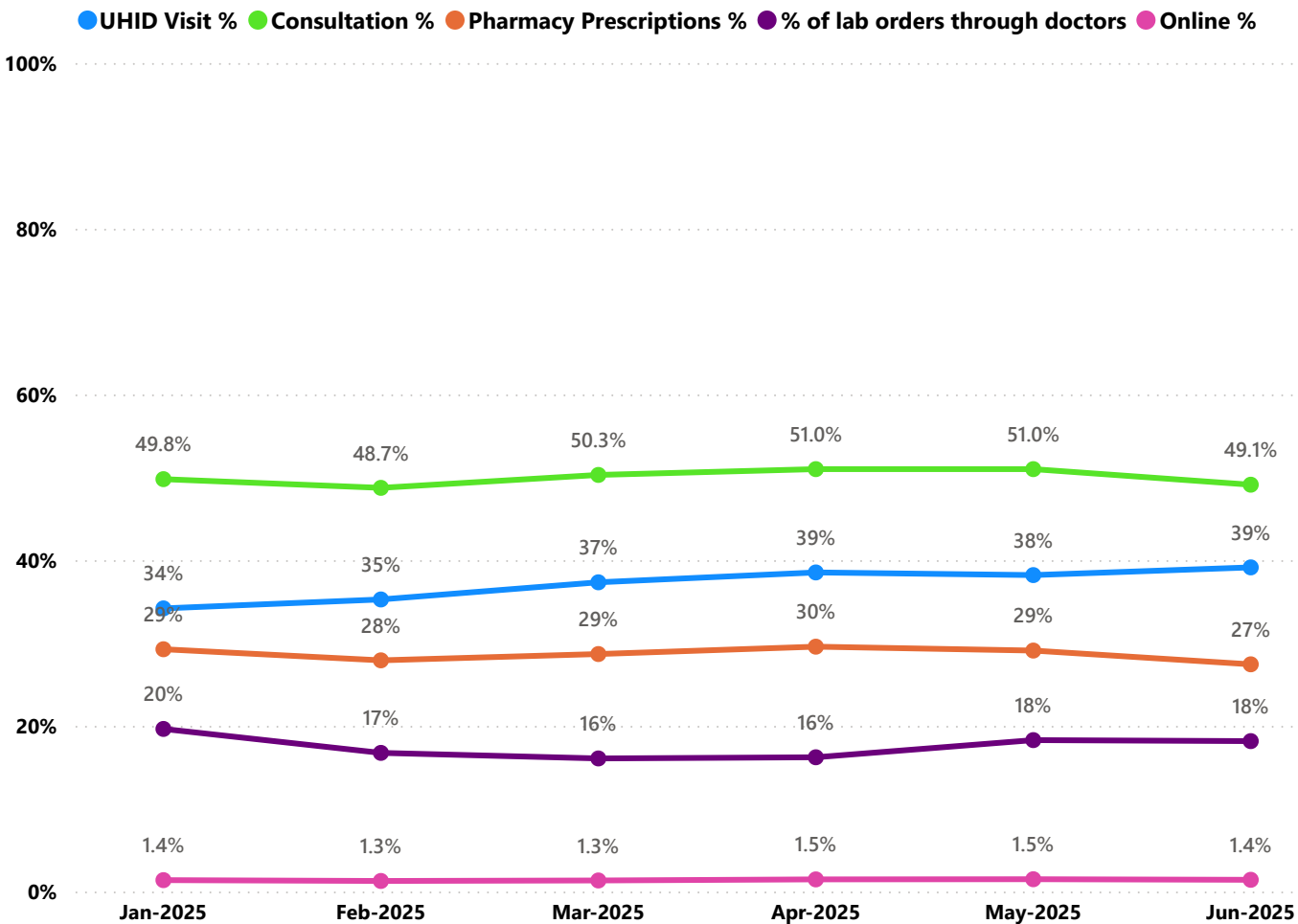
District	Institution Count	Institutions with Reception	% of institutions with Reception
KOZHIKODE	65	63	96.92%
WAYANAD	30	28	93.33%
THIRUVANANTHAPURAM	104	96	92.31%
THRISSUR	77	70	90.91%
KASARAGOD	29	25	86.21%
KOTTAYAM	41	35	85.37%
IDUKKI	27	23	85.19%
ERNAKULAM	81	68	83.95%
PALAKKAD	54	43	79.63%
KANNUR	53	41	77.36%
ALAPPUZHA	46	35	76.09%
MALAPPURAM	69	52	75.36%
PATHANAMTHITTA	26	19	73.08%
KOLLAM	42	30	71.43%

Hospital Name

COMMUNITY HEALTH CENTRE VELLANAD
FAMILY HEALTH CENTRE MANICKAL
FAMILY HEALTH CENTRE VELI
INTEGRATED FAMILY HEALTH CENTRE PANGAPPARA
TALUK HEAD QUARTERS HOSPITAL MALAYINKEEZHU
TALUK HEAD QUARTERS HOSPITAL PARASSALA
URBAN PRIMARY HEALTH CENTRE CHAIKOTTUKONAM

Institutions where the reception module is either not started or not using

3.2 e-Health Performance Trend



- UHID Visit % is calculated as $(UHID\ Visits / Total\ Visit) * 100$
- Consultation % is calculated as $(Doctor\ Consultation / OP\ Visits) * 100$
- Pharmacy % is calculated as $(Pharmacy\ Prescriptions / Total\ OP\ Visits) * 100$
- Lab % is calculated as $(Lab\ orders\ given\ by\ doctors / Total\ Lab\ Orders) * 100$
- Online % is calculated as $(Online\ appointments\ via\ web\ portal / Total\ OP\ Visits) * 100$

3.3 e-Health Performance Indicators

Hospital	UHID Visit %	Consultation %	Pharmacy Prescriptions %	% of Lab Orders given by Doctors
INTEGRATED FAMILY HEALTH CENTRE PANGAPPARA	100.00%	0.00%	0.00%	0.00%
URBAN PRIMARY HEALTH CENTRE CHAIKOTTUKONAM	100.00%	0.00%	0.00%	0.00%
FAMILY HEALTH CENTRE ANAKUDY	97.11%	90.03%	81.70%	31.38%
FAMILY HEALTH CENTRE PERUMPAZHUTHOOR	86.76%	93.04%	77.40%	95.27%
FAMILY HEALTH CENTRE PULIMATH	84.30%	90.60%	87.32%	53.10%
FAMILY HEALTH CENTRE PULLAMPARA	79.77%	29.98%	4.23%	31.40%
FAMILY HEALTH CENTRE KOLLAYIL	78.10%	98.16%	86.16%	65.37%
FAMILY HEALTH CENTRE VEERANAKAVU	76.71%	95.31%	97.30%	96.32%
FAMILY HEALTH CENTRE KOTTUKAL	72.54%	99.14%	87.57%	34.39%
URBAN HEALTH CENTRE MANNANTHALA	71.81%	99.47%	94.68%	100.00%
FAMILY HEALTH CENTRE PARASUVAIKKAL PARASALA	70.96%	98.69%	92.72%	0.00%
FAMILY HEALTH CENTRE KATTAKADA	69.68%	36.88%	15.21%	12.74%
FAMILY HEALTH CENTRE THONIPARA	67.34%	90.80%	82.56%	47.78%
FAMILY HEALTH CENTRE POOZHANAD	66.81%	94.63%	82.18%	99.80%
FAMILY HEALTH CENTRE MARANALLOOR	65.59%	91.72%	80.34%	27.91%
FAMILY HEALTH CENTRE PERINGAMMALA	64.97%	40.59%	5.71%	6.51%
URBAN PRIMARY HEALTH CENTRE MAMBAZHAKKARA	64.96%	99.50%	79.06%	99.46%
FAMILY HEALTH CENTRE CHEMBOOR	63.69%	98.67%	82.02%	75.73%
FAMILY HEALTH CENTRE KARAVARAM	63.43%	87.41%	76.18%	38.56%
FAMILY HEALTH CENTRE CHERUNNIYOOR	62.00%	51.86%	29.69%	100.00%
FAMILY HEALTH CENTRE THOLICODE	60.91%	93.78%	78.54%	58.82%
FAMILY HEALTH CENTRE AMBOORI	60.84%	86.90%	79.74%	36.85%
FAMILY HEALTH CENTRE KALLIKKAD NEW	60.67%	98.13%	89.44%	74.64%
FAMILY HEALTH CENTRE PANA VOOR	60.41%	88.84%	84.27%	100.00%
URBAN PRIMARY HEALTH CENTRE THRIKKANNAPURAM	59.98%	64.85%	20.37%	96.88%
FAMILY HEALTH CENTRE AMACHAL NEW	59.66%	99.91%	76.36%	53.33%
FAMILY HEALTH CENTRE VILAVOORKKAL	59.50%	84.31%	68.52%	71.30%
FAMILY HEALTH CENTRE MALAYADI	58.68%	76.69%	54.82%	33.58%
URBAN PRIMARY HEALTH CENTRE POOVATHOOR	58.39%	76.03%	70.37%	100.00%
COMMUNITY HEALTH CENTRE PALLICKAL	58.19%	86.04%	58.09%	40.96%
FAMILY HEALTH CENTRE CHEMMARUTHY	57.49%	31.98%	25.25%	3.26%
COMMUNITY HEALTH CENTRE ARYANAD	56.42%	13.10%	1.63%	0.00%
FAMILY HEALTH CENTRE VETTOOR	56.19%	50.70%	21.11%	100.00%
COMMUNITY HEALTH CENTRE VENPAKAL	55.71%	79.93%	44.32%	100.00%
FAMILY HEALTH CENTRE ARUVIKKARA	55.54%	92.87%	44.53%	50.28%
FAMILY HEALTH CENTRE MUKKOLA	55.39%	91.99%	82.49%	64.77%
FAMILY HEALTH CENTRE ANAD	55.28%	63.96%	51.84%	41.03%
URBAN PRIMARY HEALTH CENTRE CHALAI	55.15%	94.88%	73.72%	100.00%
FAMILY HEALTH CENTRE VEMBAYAM	54.26%	99.57%	82.18%	29.22%
FAMILY HEALTH CENTRE KUTTICHAL	53.42%	96.83%	79.35%	94.98%
FAMILY HEALTH CENTRE KUNNATHUKAL	52.77%	99.18%	88.08%	40.39%
FAMILY HEALTH CENTRE MADAVOOR	52.68%	89.34%	80.88%	100.00%

3.3 e-Health Performance Indicators

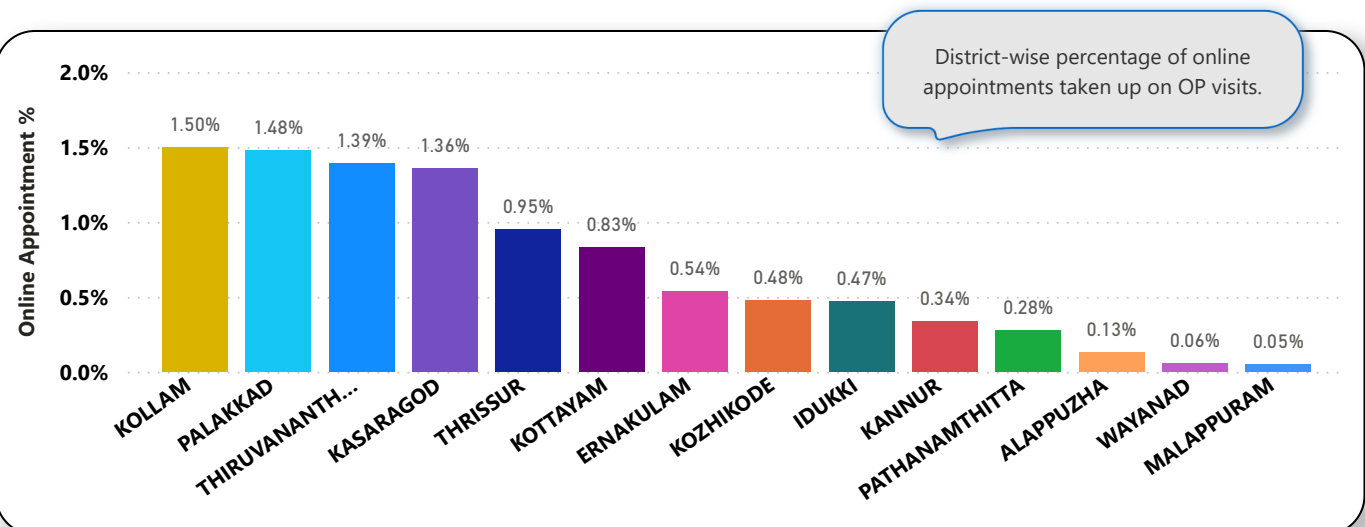
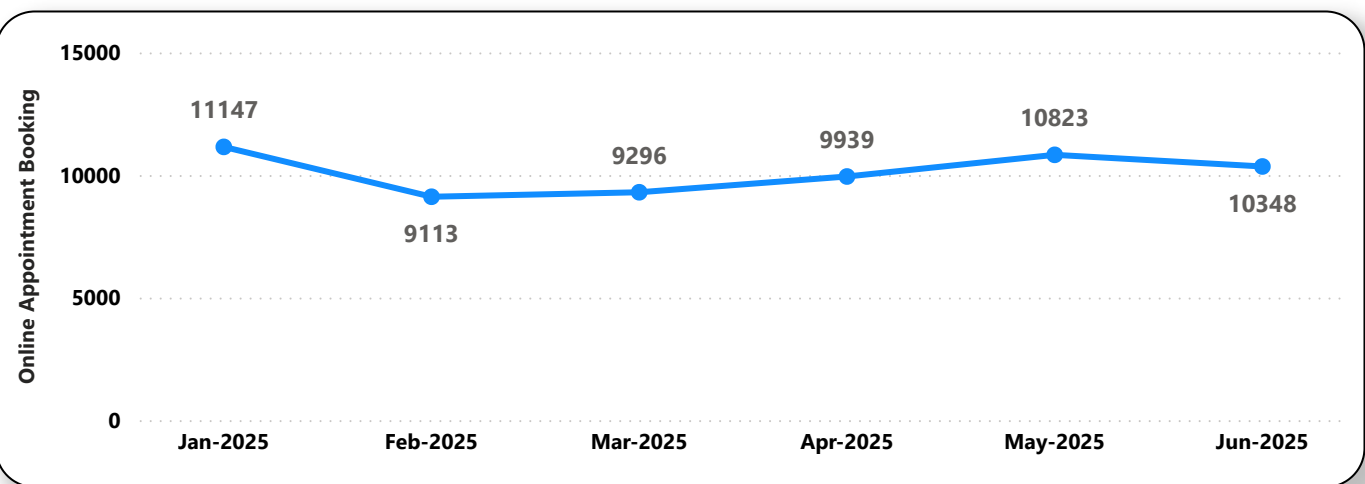
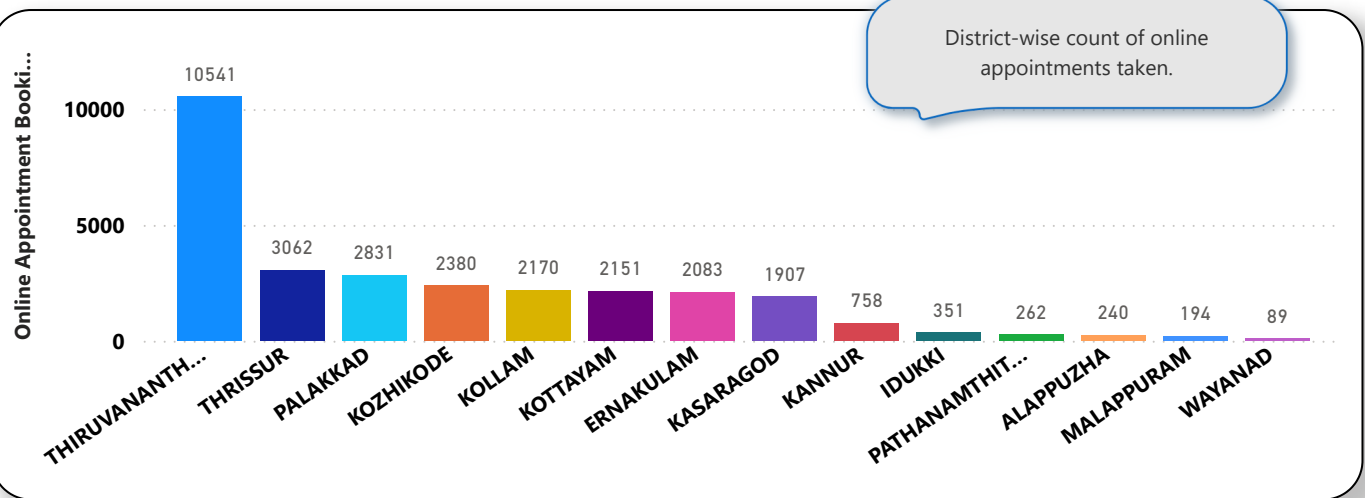
Hospital	UHID Visit %	Consultation %	Pharmacy Prescriptions %	% of Lab Orders given by Doctors
COMMUNITY HEALTH CENTRE VELLANAD	0.00%	0.00%	0.00%	0.00%
FAMILY HEALTH CENTRE MANICKAL	0.00%	0.00%	0.00%	0.00%
FAMILY HEALTH CENTRE VELI	0.00%	0.00%	0.00%	0.00%
TALUK HEAD QUARTERS HOSPITAL PARASSALA	0.00%	0.00%	0.00%	0.00%
TALUK HEAD QUARTERS HOSPITAL MALAYINKEEZHU	1.45%	0.00%	0.00%	0.00%
MENTAL HEALTH CENTRE PEROORKADA	2.05%	29.79%	2.25%	0.00%
FAMILY HEALTH CENTRE POONTHURA	3.37%	50.18%	9.30%	5.56%
FAMILY HEALTH CENTRE PUTHUKURICHY	4.72%	84.21%	51.63%	9.87%
TALUK HOSPITAL ATTINGAL	8.35%	0.00%	0.00%	0.00%
COMMUNITY HEALTH CENTRE PUTHENTHOPE	14.37%	47.69%	12.37%	0.21%
COASTAL SPECIALITY HOSPITAL VALIYATHURA	16.95%	81.19%	42.74%	39.71%
TALUK HOSPITAL FORT THIRUVANANTHAPURAM	17.43%	0.00%	0.00%	0.00%
FAMILY HEALTH CENTRE UZHAMALAKKAL	18.24%	28.70%	15.75%	100.00%
DISTRICT HOSPITAL NEDUMANGAD	18.25%	8.57%	0.00%	0.00%
PRIMARY HEALTH CENTRE BHARATHANNOOR	18.28%	30.01%	0.00%	100.00%
TALUK HEADQUARTERS HOSPITAL CHIRAYINKEEZH	18.50%	0.00%	0.00%	0.00%
FAMILY HEALTH CENTRE JAGATHY	20.89%	97.28%	76.83%	45.29%
TALUK HOSPITAL NEMOM	23.37%	18.43%	10.69%	4.21%
DISTRICT TB CENTRE THIRUVANANTHAPURAM	24.63%	93.26%	26.50%	100.00%
COMMUNITY HEALTH CENTRE IRANIMUTTOM	27.27%	91.51%	64.68%	38.85%
TALUK HEADQUARTERS HOSPITAL VARKALA	28.11%	50.88%	0.05%	1.53%
FAMILY HEALTH CENTRE THONNAKKAL	29.56%	98.20%	80.65%	54.57%
FAMILY HEALTH CENTRE KEEZHATTINGAL	30.54%	29.92%	9.25%	3.10%
FAMILY HEALTH CENTRE KADAKAMPALLY	31.15%	99.40%	83.22%	51.78%
COMMUNITY HEALTH CENTRE ANDOORKONAM	31.76%	93.46%	55.63%	56.32%
DISTRICT MODEL HOSPITAL PEROORKADA	31.79%	24.20%	11.40%	0.37%
COMMUNITY HEALTH CENTRE KANYAKULANGARA	32.93%	5.84%	1.93%	0.30%
FAMILY HEALTH CENTRE CHENKAL	33.03%	99.41%	88.66%	0.00%
GENERAL HOSPITAL THIRUVANANTHAPURAM	33.11%	11.44%	3.01%	0.93%
COMMUNITY HEALTH CENTRE ANCHUTHENGU	33.63%	61.92%	5.79%	100.00%
COMMUNITY HEALTH CENTRE KESAVAPURAM	33.89%	83.12%	33.35%	25.32%
WOMEN AND CHILDREN HOSPITAL THYCAUD	34.88%	34.09%	0.00%	0.06%
FAMILY HEALTH CENTRE PERUMATHURA	35.08%	83.77%	69.57%	73.40%
FAMILY HEALTH CENTRE VATTIYOORKAVU	35.79%	50.48%	46.41%	29.63%
FAMILY HEALTH CENTRE MANGALAPURAM	36.45%	72.97%	45.94%	23.18%
COMMUNITY HEALTH CENTRE PALODE	37.28%	64.47%	5.39%	0.61%
SECRETARIAT HEALTH CENTRE THIRUVANANTHAPURAM	38.20%	8.01%	7.06%	0.00%
COMMUNITY HEALTH CENTRE MANAMBOOR	38.78%	14.34%	9.84%	12.93%
FAMILY HEALTH CENTRE KARAKULAM	39.78%	95.78%	73.72%	91.25%
FAMILY HEALTH CENTRE KULATHOOR	40.50%	81.39%	54.71%	65.48%
TALUK HOSPITAL VITHURA	41.67%	26.30%	12.53%	7.92%
GENERAL HOSPITAL NEYYATTINKARA	41.77%	36.71%	4.73%	4.23%
FAMILY HEALTH CENTRE PALLICHAL	43.77%	55.93%	40.23%	16.48%

4. Status of Modules Usage in Hospitals

District wise status of live institutions and the count of various modules [Reception, OP Consultation, Lab, Pharmacy] started / functional.

District	Live Institutions	Reception	Consultation	Pharmacy	Lab
THIRUVANANTHAPURAM	104	97 (93%)	91 (88%)	74 (71%)	78 (75%)
ERNAKULAM	81	68 (84%)	56 (69%)	37 (46%)	39 (48%)
THRISSUR	78	70 (90%)	65 (83%)	64 (82%)	63 (81%)
MALAPPURAM	68	52 (76%)	49 (72%)	45 (66%)	41 (60%)
KOZHIKODE	65	63 (97%)	57 (88%)	55 (85%)	54 (83%)
PALAKKAD	54	43 (80%)	43 (80%)	39 (72%)	38 (70%)
KANNUR	53	41 (77%)	33 (62%)	31 (58%)	27 (51%)
ALAPPUZHA	46	35 (76%)	34 (74%)	34 (74%)	32 (70%)
KOLLAM	42	30 (71%)	30 (71%)	30 (71%)	28 (67%)
KOTTAYAM	41	35 (85%)	34 (83%)	32 (78%)	30 (73%)
WAYANAD	31	28 (90%)	23 (74%)	22 (71%)	22 (71%)
KASARAGOD	29	25 (86%)	19 (66%)	18 (62%)	16 (55%)
IDUKKI	27	23 (85%)	22 (81%)	22 (81%)	20 (74%)
PATHANAMTHITTA	26	19 (73%)	16 (62%)	15 (58%)	16 (62%)
Total	745	629 (84%)	572 (77%)	518 (70%)	504 (68%)

5. 1 Online Appointment Booking in Hospitals (except Medical Colleges)



6. eHealth Performance - Reach

Reach indicates the percentage of population availing services through eHealth. The formula used to calculate is (Number of UHID registered / Population) * 100 %.

