

1. eHealth Kerala - Vital Statistics

Hospital Type	Live Institutions
Family Health Centre	18
Urban Primary Health Centre	2
Community Health Centre	1
District Hospital	1
General Hospital	1
Specialty Hospital - Women Children	1
Taluk Hospital	1
Total	25

2. eHealth - District Ranking Matrix Based on Performance of all Institutions (except Medical Colleges)

The ranking matrix showcases the performance of districts in providing eHealth services through all institutions (excluding Medical Colleges) based on six different parameters.

These parameters include:

1.

Number of institutions where the reception module is currently using.
2.

Percentage of UHID Visits.
3.

Percentage of Doctor Consultations.
4.

Percentage of Pharmacy Prescriptions by doctors.
5.

Percentage of lab orders through doctors.
6.

Number of Live Institutions.

Weightage is assigned to the percentages calculated in intervals of 10. The rank is determined based on the sum of these weightages.

The top-performing districts should aim to maintain their positions, while the average and low-performing districts should strive to reach the 'top four' league.

The ranking matrix for the current month, March 2025, along with the previous two months, is provided in the table below.

District	January	February	March
IDUKKI	1	1	1
WAYANAD	1	1	1
PALAKKAD	2	2	2
THRISSUR	3	3	3
ALAPPUZHA	3	4	4
MALAPPURAM	4	5	5
KOLLAM	5	6	6
KOZHIKODE	6	6	6
PATHANAMTHITTA	7	6	6
KANNUR	8	7	7
KASARAGOD	7	7	8
KOTTAYAM	8	8	8
THIRUVANANTHAPURAM	9	8	8
ERNAKULAM	10	9	9

- Best performing
- Average performing
- Low performing

3. eHealth - Institution Level Ranking (except Medical Colleges)

Hospital	Rank
FAMILY HEALTH CENTRE ENNAPPARA	1
FAMILY HEALTH CENTRE KUMBADAJE	2
FAMILY HEALTH CENTRE MADIKAI	2
FAMILY HEALTH CENTRE AJANUR	3
FAMILY HEALTH CENTRE ANANDASRAM	4
FAMILY HEALTH CENTRE UDUMBANTHALA	5
URBAN PRIMARY HEALTH CENTRE PULLIKUNNU	6
WOMEN AND CHILDREN GOVERMENT HOSPITAL KANHANGAD	7
FAMILY HEALTH CENTRE KAYYUR	8
FAMILY HEALTH CENTRE MULLERIYA	8
FAMILY HEALTH CENTRE VALIYAPARAMABA	8
URBAN PRIMARY HEALTH CENTRE NILESHWARAM	8
BLOCK FAMILY HEALTH CENTRE CHERUVATHUR	9
FAMILY HEALTH CENTRE BELLUR	9
FAMILY HEALTH CENTRE UDMA	9
FAMILY HEALTH CENTRE KARINDALAM	10
FAMILY HEALTH CENTRE PANATHUR	11
FAMILY HEALTH CENTRE MOGRALPUTHUR	12
FAMILY HEALTH CENTRE CHATTANCHAL	13
DISTRICT HOSPITAL KANHANGAD	14
FAMILY HEALTH CENTRE PERLA	15
GENERAL HOSPITAL KASARAGOD	16
FAMILY HEALTH CENTRE PALLIKKARE	17
FAMILY HEALTH CENTRE NARKILAKKAD	18

3.1 eHealth Performance - Reception Module

Reception Module is considered to be functional in an institution only if the number of total visits for the month is of minimum 500.

District	Institution Count	Institutions with Reception	% of institutions with Reception
IDUKKI	23	23	100.00%
KOLLAM	32	32	100.00%
THRISSUR	71	71	100.00%
WAYANAD	25	25	100.00%
ALAPPUZHA	37	36	97.30%
KOZHIKODE	62	60	96.77%
PALAKKAD	46	44	95.65%
PATHANAMTHITTA	20	19	95.00%
ERNAKULAM	73	69	94.52%
MALAPPURAM	61	57	93.44%
KANNUR	45	42	93.33%
THIRUVANANTHAPURAM	102	94	92.16%
KASARAGOD	25	22	88.00%
KOTTAYAM	41	32	78.05%

Hospital Name

TALUK HOSPITAL TRIKARIPUR

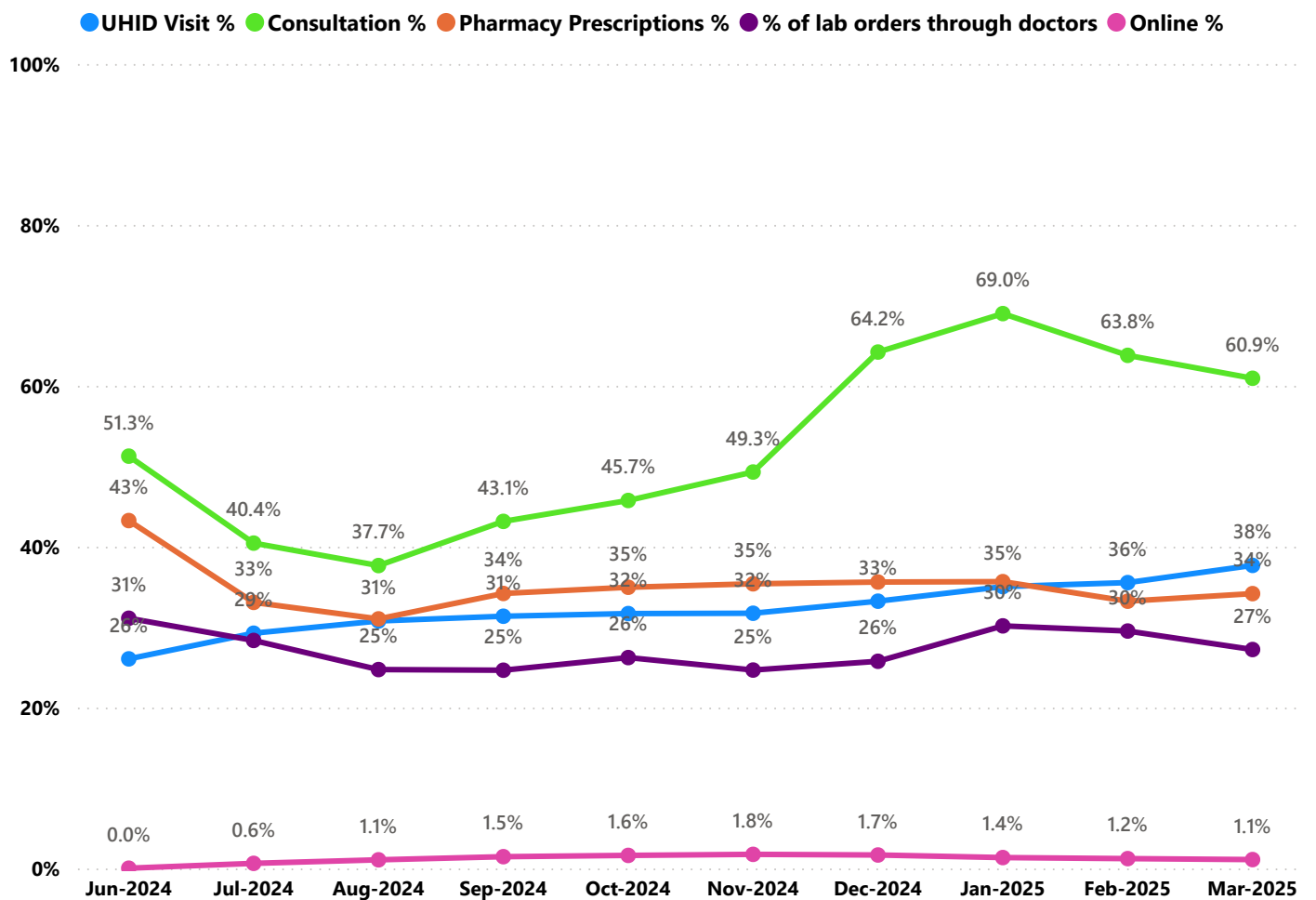
FAMILY HEALTH CENTRE PALLIKKARE

FAMILY HEALTH CENTRE NARKILAKKAD

Institutions where the reception module is either not started or not using



3.2 e-Health Performance Trend



- UHID Visit % is calculated as  $(UHID\ Visits / Total\ Visit) * 100$
- Consultation % is calculated as  $(Doctor\ Consultation / OP\ Visits) * 100$
- Pharmacy % is calculated as  $(Pharmacy\ Prescriptions / Total\ OP\ Visits) * 100$
- Lab % is calculated as  $(Lab\ orders\ given\ by\ doctors / Total\ Lab\ Orders) * 100$
- Online % is calculated as  $(Online\ appointments\ via\ web\ portal / Total\ OP\ Visits) * 100$

3.3 e-Health Performance Indicators

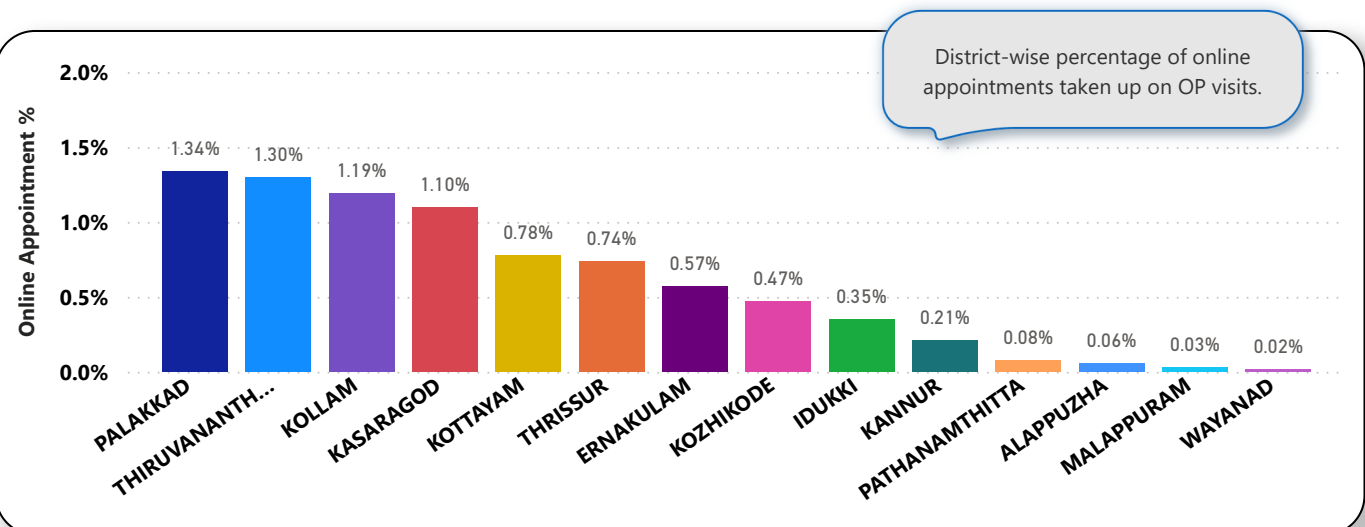
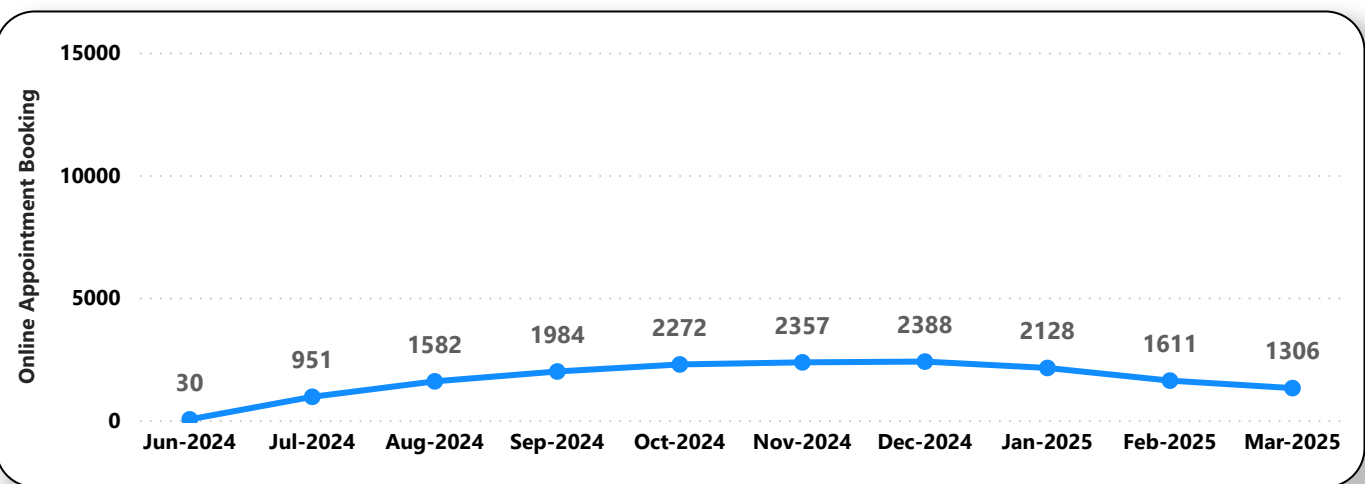
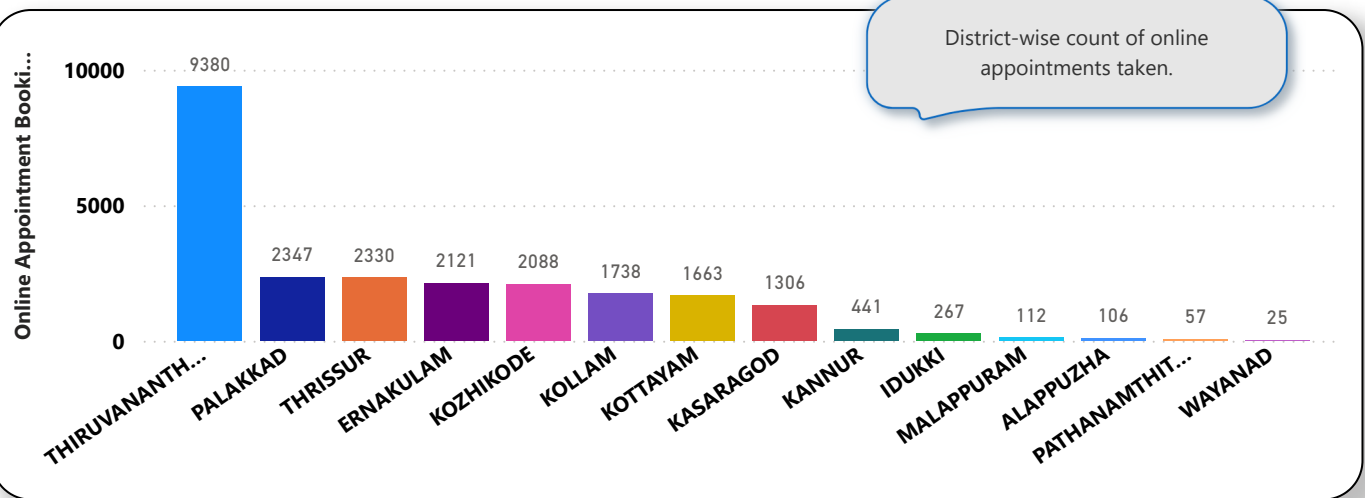
Hospital	UHID Visit %	Consultation %	Pharmacy Prescriptions %	% of Lab Orders given by Doctors
FAMILY HEALTH CENTRE PALLIKKARE	100.00%	0.00%	0.00%	0.00%
FAMILY HEALTH CENTRE BELLUR	88.18%	46.97%	40.48%	81.33%
FAMILY HEALTH CENTRE ENNAPPARA	87.68%	99.88%	92.94%	99.30%
FAMILY HEALTH CENTRE MADIKAI	83.61%	98.51%	82.17%	100.00%
FAMILY HEALTH CENTRE KUMBADAJE	78.14%	99.93%	95.94%	100.00%
FAMILY HEALTH CENTRE KARINDALAM	70.80%	95.54%	43.15%	27.46%
BLOCK FAMILY HEALTH CENTRE CHERUVATHUR	64.95%	73.53%	21.76%	100.00%
FAMILY HEALTH CENTRE ANANDASRAM	63.51%	99.44%	91.67%	71.65%
FAMILY HEALTH CENTRE KAYYUR	61.89%	91.22%	75.26%	33.78%
FAMILY HEALTH CENTRE NARKILAKKAD	57.14%	7.14%	7.14%	0.00%
URBAN PRIMARY HEALTH CENTRE NILESHWARAM	56.15%	77.93%	79.78%	68.06%
FAMILY HEALTH CENTRE AJANUR	55.68%	99.79%	90.66%	99.48%
FAMILY HEALTH CENTRE UDUMBANTHALA	49.93%	99.56%	83.87%	82.79%
FAMILY HEALTH CENTRE VALIYAPARAMABA	39.21%	93.16%	77.95%	68.67%
DISTRICT HOSPITAL KANHANGAD	37.87%	37.79%	16.08%	100.00%
FAMILY HEALTH CENTRE MULLERIYA	34.87%	98.08%	43.76%	100.00%
FAMILY HEALTH CENTRE PERLA	33.06%	51.97%	12.82%	12.05%
FAMILY HEALTH CENTRE UDMA	30.16%	95.16%	30.14%	100.00%
FAMILY HEALTH CENTRE PANATHUR	28.77%	66.19%	31.01%	100.00%
URBAN PRIMARY HEALTH CENTRE PULLIKUNNU	26.55%	98.55%	83.18%	100.00%
FAMILY HEALTH CENTRE MOGRALPUTHUR	22.52%	67.87%	15.47%	100.00%
WOMEN AND CHILDREN GOVERMENT HOSPITAL KANHANGAD	21.91%	96.33%	83.31%	81.04%
FAMILY HEALTH CENTRE CHATTANCHAL	20.96%	67.96%	24.68%	75.00%
GENERAL HOSPITAL KASARAGOD	10.23%	25.59%	10.47%	3.20%

4. Status of Modules Usage in Hospitals

District wise status of live institutions and the count of various modules [Reception, OP Consultation, Lab, Pharmacy] started / functional.

District	Live Institutions	Reception	Consultation	Pharmacy	Lab
THIRUVANANTHAPURAM	102	96 (94%)	89 (87%)	80 (78%)	80 (78%)
ERNAKULAM	73	69 (95%)	53 (73%)	38 (52%)	36 (49%)
THRISSUR	71	71 (100%)	67 (94%)	62 (87%)	64 (90%)
KOZHIKODE	62	60 (97%)	55 (89%)	51 (82%)	52 (84%)
MALAPPURAM	61	57 (93%)	53 (87%)	47 (77%)	48 (79%)
PALAKKAD	46	44 (96%)	41 (89%)	37 (80%)	38 (83%)
KANNUR	45	42 (93%)	36 (80%)	30 (67%)	27 (60%)
KOTTAYAM	41	32 (78%)	31 (76%)	30 (73%)	28 (68%)
ALAPPUZHA	37	36 (97%)	35 (95%)	35 (95%)	30 (81%)
KOLLAM	32	32 (100%)	32 (100%)	32 (100%)	30 (94%)
WAYANAD	26	25 (96%)	23 (88%)	23 (88%)	20 (77%)
KASARAGOD	24	22 (92%)	22 (92%)	20 (83%)	15 (63%)
IDUKKI	23	23 (100%)	22 (96%)	22 (96%)	20 (87%)
PATHANAMTHITTA	20	19 (95%)	18 (90%)	18 (90%)	17 (85%)
Total	663	628 (95%)	577 (87%)	525 (79%)	505 (76%)

5. 1 Online Appointment Booking in Hospitals (except Medical Colleges)



6. eHealth Performance - Reach

Reach indicates the percentage of population availing services through eHealth. The formula used to calculate is (Number of UHID registered / Population) \* 100 %.

