

1. eHealth Kerala - Vital Statistics

Hospital Type	Live Institutions
Family Health Centre	45
Urban Primary Health Centre	5
Taluk Headquarters Hospital	4
District Hospital	3
Community Health Centre	2
Medical College Hospital	1
Public Health Laboratory	1
Specialty Hospital - Women Children	1
Taluk Hospital	1
Total	63

2. eHealth - District Ranking Matrix Based on Performance of all Institutions (except Medical Colleges)

The ranking matrix showcases the performance of districts in providing eHealth services through all institutions (excluding Medical Colleges) based on six different parameters.

These parameters include:

1.

Number of institutions where the reception module is currently using.
2.

Percentage of UHID Visits.
3.

Percentage of Doctor Consultations.
4.

Percentage of Pharmacy Prescriptions by doctors.
5.

Percentage of lab orders through doctors.
6.

Number of Live Institutions.

Weightage is assigned to the percentages calculated in intervals of 10. The rank is determined based on the sum of these weightages.

The top-performing districts should aim to maintain their positions, while the average and low-performing districts should strive to reach the 'top four' league.

The ranking matrix for the current month, March 2025, along with the previous two months, is provided in the table below.

District	January	February	March
IDUKKI	1	1	1
WAYANAD	1	1	1
PALAKKAD	2	2	2
THRISSUR	3	3	3
ALAPPUZHA	3	4	4
MALAPPURAM	4	5	5
KOLLAM	5	6	6
KOZHIKODE	6	6	6
PATHANAMTHITTA	7	6	6
KANNUR	8	7	7
KASARAGOD	7	7	8
KOTTAYAM	8	8	8
THIRUVANANTHAPURAM	9	8	8
ERNAKULAM	10	9	9

- Best performing
- Average performing
- Low performing

3. eHealth - Institution Level Ranking (except Medical Colleges)

Hospital	Rank
FAMILY HEALTH CENTRE MOORKKANAD	1
FAMILY HEALTH CENTRE PONMALA	1
FAMILY HEALTH CENTRE PULIKKAL	1
FAMILY HEALTH CENTRE THIRUNAVAYA	1
FAMILY HEALTH CENTRE CHELEMBRA	2
FAMILY HEALTH CENTRE CHERUKAVU	2
FAMILY HEALTH CENTRE CHOKKAD	2
FAMILY HEALTH CENTRE ATHANIKKAL	3
FAMILY HEALTH CENTRE MOONNIYUR	3
FAMILY HEALTH CENTRE MORAYUR	3
FAMILY HEALTH CENTRE PARAPPANANGADI	3
BLOCK FAMILY HEALTH CENTRE THIRUVALI	4
FAMILY HEALTH CENTRE A R NAGAR	5
FAMILY HEALTH CENTRE KARULAI	5
FAMILY HEALTH CENTRE VAZHAYOOR	5
FAMILY HEALTH CENTRE KOTTAKKAL	6
FAMILY HEALTH CENTRE VAZHIKKADAVU	6
FAMILY HEALTH CENTRE NANNAMBRA	7
FAMILY HEALTH CENTRE POTHUKAL	7
FAMILY HEALTH CENTRE PANG	8
FAMILY HEALTH CENTRE KOOTTAYI	9
FAMILY HEALTH CENTRE PALAPPETTY	9
FAMILY HEALTH CENTRE THANALUR	9
URBAN PRIMARY HEALTH CENTRE NILAMBUR	9
URBAN PRIMARY HEALTH CENTRE VETTECODE	9
FAMILY HEALTH CENTRE THRIKKALANGODE	10
FAMILY HEALTH CENTRE VALAVANNUR	11
FAMILY HEALTH CENTRE OZHUR	12
FAMILY HEALTH CENTRE VELIYANCODE	12
URBAN PRIMARY HEALTH CENTRE MANGALASSERY	12
URBAN PRIMARY HEALTH CENTRE PERINTHALMANNA	12
FAMILY HEALTH CENTRE MARAKKARA	13
FAMILY HEALTH CENTRE CHALIYAR	14
FAMILY HEALTH CENTRE KALADI	14
FAMILY HEALTH CENTRE VAZHAKKAD	14

Hospital	Rank
DISTRICT HOSPITAL NILAMBUR	29
FAMILY HEALTH CENTRE VATTAMKULAM	29
TALUK HEAD QUARTERS HOSPITAL KONDOTTY	28
TALUK HEAD QUARTERS HOSPITAL PONNANI	28
DISTRICT HOSPITAL PERINTHALMANNA	27
TALUK HOSPITAL WANDOOOR	27
TALUK HEAD QUARTERS HOSPITAL MALAPPURAM	26
WOMEN AND CHILDRENS HOSPITAL PONNANI	25
TALUK HEAD QUARTERS HOSPITAL TIRURANGADI	24
FAMILY HEALTH CENTRE THUVVUR	23
FAMILY HEALTH CENTRE PORUR	23
URBAN PRIMARY HEALTH CENTRE BIYYAM	23
FAMILY HEALTH CENTRE TRIPPANACHI	22
DISTRICT HOSPITAL TIRUR	21
FAMILY HEALTH CENTRE KUZHIMANNA	21
FAMILY HEALTH CENTRE ALAMKODE	20
FAMILY HEALTH CENTRE EDAYUR	20
BLOCK FAMILY HEALTH CENTRE VETOM	19
FAMILY HEALTH CENTRE ELAMKULAM	19
FAMILY HEALTH CENTRE PANDIKKAD	19
FAMILY HEALTH CENTRE POOVATHIKKAL	19
BLOCK FAMILY HEALTH CENTRE MARANCHERY	18
FAMILY HEALTH CENTRE THAZHEKKODE	18
FAMILY HEALTH CENTRE TRIPRANGODE	17
FAMILY HEALTH CENTRE CHEMMALASSERY	16
FAMILY HEALTH CENTRE THALAKKAD	15
FAMILY HEALTH CENTRE CHALIYAR	14
FAMILY HEALTH CENTRE KALADI	14
FAMILY HEALTH CENTRE VAZHAKKAD	14
FAMILY HEALTH CENTRE MARAKKARA	13
FAMILY HEALTH CENTRE OZHUR	12
FAMILY HEALTH CENTRE VELIYANCODE	12
URBAN PRIMARY HEALTH CENTRE MANGALASSERY	12
URBAN PRIMARY HEALTH CENTRE PERINTHALMANNA	12

3.1 eHealth Performance - Reception Module

Reception Module is considered to be functional in an institution only if the number of total visits for the month is of minimum 500.

District	Institution Count	Institutions with Reception	% of institutions with Reception
IDUKKI	23	23	100.00%
KOLLAM	32	32	100.00%
THRISSUR	71	71	100.00%
WAYANAD	25	25	100.00%
ALAPPUZHA	37	36	97.30%
KOZHIKODE	62	60	96.77%
PALAKKAD	46	44	95.65%
PATHANAMTHITTA	20	19	95.00%
ERNAKULAM	73	69	94.52%
MALAPPURAM	61	57	93.44%
KANNUR	45	42	93.33%
THIRUVANANTHAPURAM	102	94	92.16%
KASARAGOD	25	22	88.00%
KOTTAYAM	41	32	78.05%

Hospital Name

TALUK HEAD QUARTERS HOSPITAL PONNANI

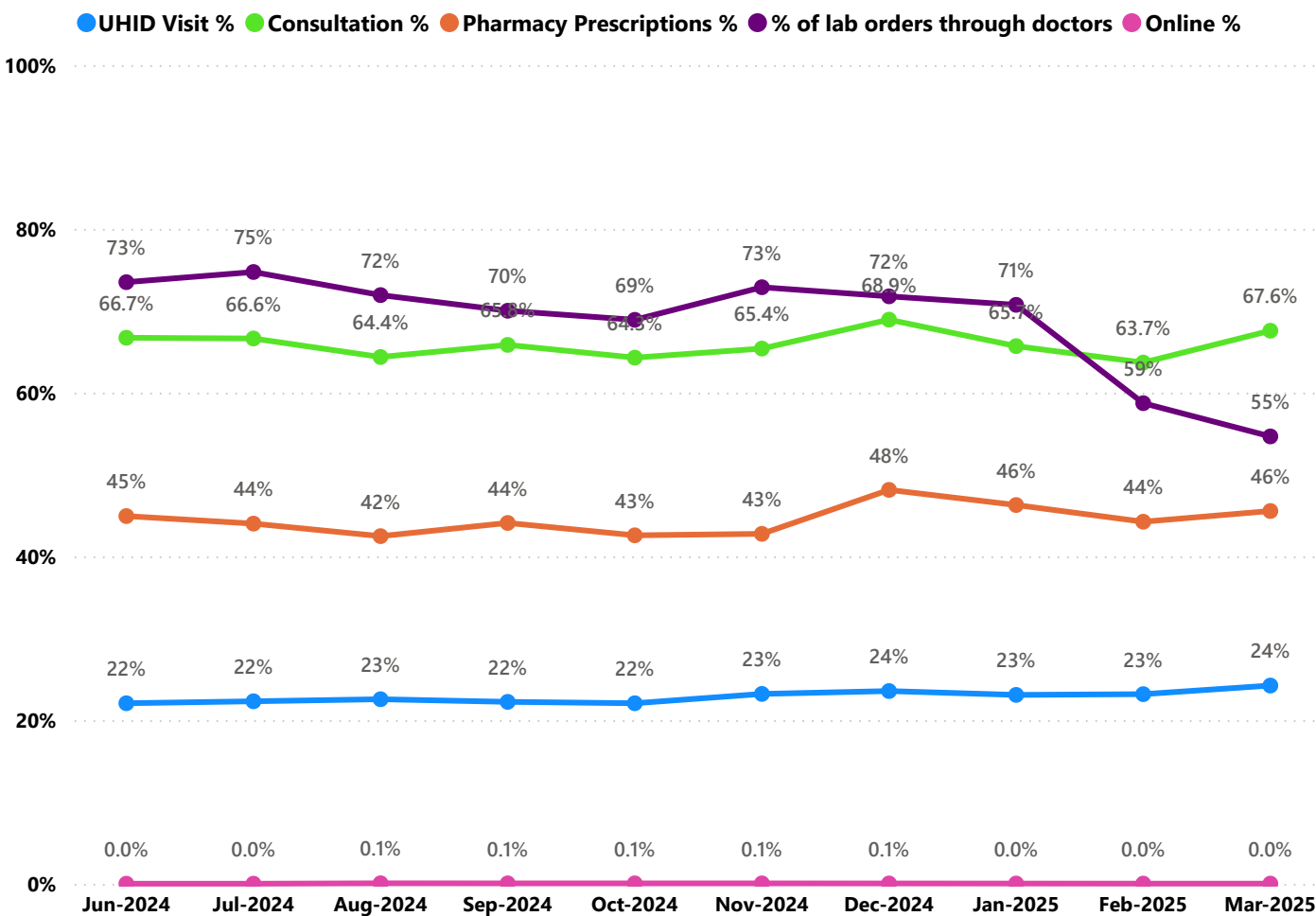
TALUK HEAD QUARTERS HOSPITAL KONDOTTY

FAMILY HEALTH CENTRE VATTAMKULAM

DISTRICT HOSPITAL NILAMBUR

Institutions where the reception module is either not started or not using

3.2 e-Health Performance Trend



- UHID Visit % is calculated as $(UHID\ Visits / Total\ Visit) * 100$
- Consultation % is calculated as $(Doctor\ Consultation / OP\ Visits) * 100$
- Pharmacy % is calculated as $(Pharmacy\ Prescriptions / Total\ OP\ Visits) * 100$
- Lab % is calculated as $(Lab\ orders\ given\ by\ doctors / Total\ Lab\ Orders) * 100$
- Online % is calculated as $(Online\ appointments\ via\ web\ portal / Total\ OP\ Visits) * 100$

3.3 e-Health Performance Indicators

Hospital	UHID Visit %	Consultation %	Pharmacy Prescriptions %	% of Lab Orders given by Doctors
TALUK HEAD QUARTERS HOSPITAL KONDOTTY	100.00%	0.00%	0.00%	0.00%
TALUK HEAD QUARTERS HOSPITAL PONNANI	100.00%	0.00%	0.00%	0.00%
FAMILY HEALTH CENTRE PONMALA	80.43%	99.71%	89.95%	91.16%
FAMILY HEALTH CENTRE ATHANIKKAL	80.00%	94.86%	86.81%	80.16%
FAMILY HEALTH CENTRE ELAMKULAM	76.54%	42.67%	38.59%	13.57%
FAMILY HEALTH CENTRE MOORKKANAD	76.11%	99.82%	93.57%	100.00%
FAMILY HEALTH CENTRE PULIKKAL	75.79%	99.18%	94.05%	100.00%
FAMILY HEALTH CENTRE CHERUKAVU	75.09%	99.74%	81.07%	99.59%
FAMILY HEALTH CENTRE THIRUNAVAYA	72.87%	99.84%	96.07%	94.43%
FAMILY HEALTH CENTRE CHELEMBRA	71.47%	99.89%	85.71%	97.81%
FAMILY HEALTH CENTRE CHEMMALASSERY	68.51%	93.72%	25.57%	12.36%
FAMILY HEALTH CENTRE PORUR	67.72%	23.37%	0.00%	0.00%
FAMILY HEALTH CENTRE CHOKKAD	67.05%	99.46%	95.85%	100.00%
BLOCK FAMILY HEALTH CENTRE THIRUVALI	65.50%	96.49%	85.87%	81.48%
FAMILY HEALTH CENTRE MOONNIYUR	63.86%	97.90%	90.97%	89.65%
FAMILY HEALTH CENTRE MORAYUR	61.04%	99.54%	92.52%	80.33%
FAMILY HEALTH CENTRE PARAPPANANGADI	56.28%	99.31%	96.57%	97.49%
FAMILY HEALTH CENTRE CHALIYAR	54.01%	60.99%	55.33%	48.43%
FAMILY HEALTH CENTRE VAZHAYOOR	52.96%	93.19%	79.70%	100.00%
FAMILY HEALTH CENTRE POTHUKAL	50.00%	99.96%	89.88%	64.82%
FAMILY HEALTH CENTRE A R NAGAR	48.80%	99.63%	88.64%	93.53%
FAMILY HEALTH CENTRE THANALUR	48.07%	90.40%	32.13%	92.61%
FAMILY HEALTH CENTRE KALADI	41.35%	92.81%	56.91%	21.79%
FAMILY HEALTH CENTRE KOOTTAYI	39.53%	89.07%	55.59%	100.00%
FAMILY HEALTH CENTRE KARULAI	37.59%	98.92%	93.19%	96.89%
FAMILY HEALTH CENTRE TRIPRANGODE	37.30%	89.84%	57.44%	13.97%
FAMILY HEALTH CENTRE EDAYUR	31.37%	69.32%	40.14%	1.63%
FAMILY HEALTH CENTRE NANNAMBRA	29.27%	99.73%	77.30%	96.35%
FAMILY HEALTH CENTRE KOTTAKKAL	27.99%	99.89%	84.83%	100.00%
FAMILY HEALTH CENTRE VAZHICKADAVU	27.47%	99.86%	94.14%	82.91%
FAMILY HEALTH CENTRE THAZHEKKODE	26.58%	99.64%	35.53%	29.55%
URBAN PRIMARY HEALTH CENTRE NILAMBUR	26.25%	89.66%	67.59%	97.19%
URBAN PRIMARY HEALTH CENTRE VETTEKODE	25.74%	90.25%	78.56%	79.51%
FAMILY HEALTH CENTRE THRIKKALANGODE	24.83%	95.74%	65.61%	77.45%
FAMILY HEALTH CENTRE PANG	21.94%	98.61%	94.08%	66.80%
FAMILY HEALTH CENTRE ALAMKODE	20.05%	93.13%	1.82%	23.83%
FAMILY HEALTH CENTRE MARAKKARA	19.50%	98.75%	56.83%	66.67%

3.3 e-Health Performance Indicators

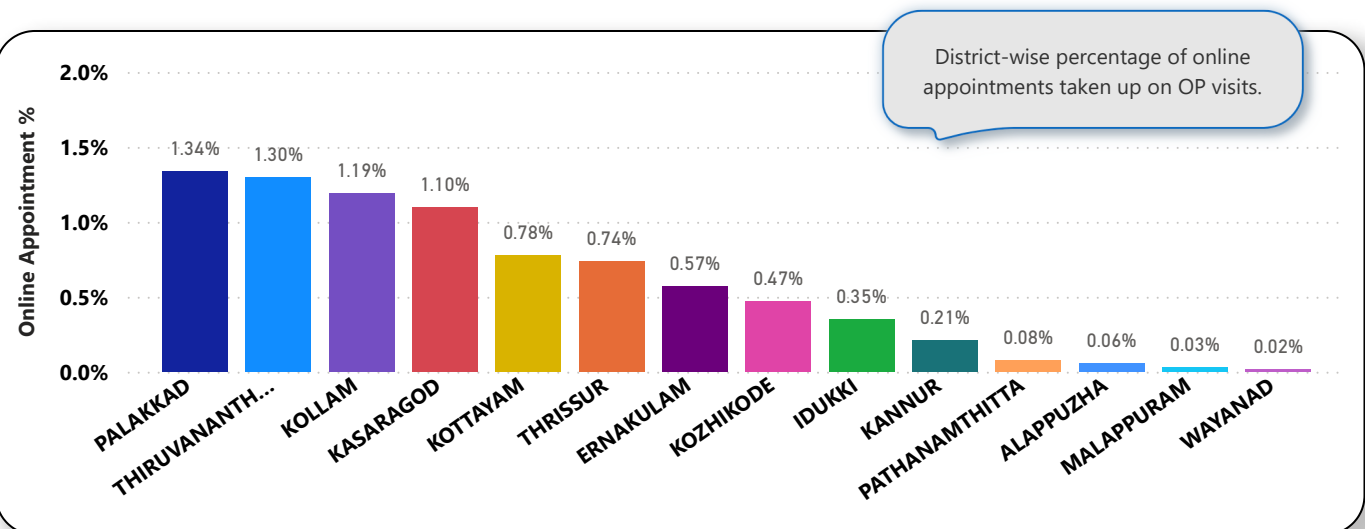
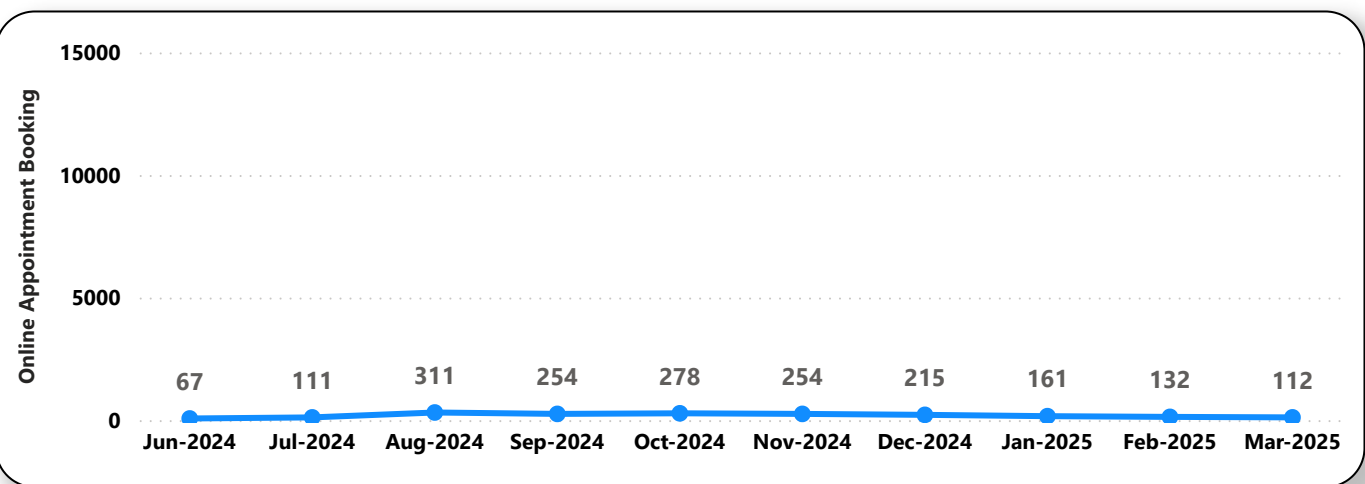
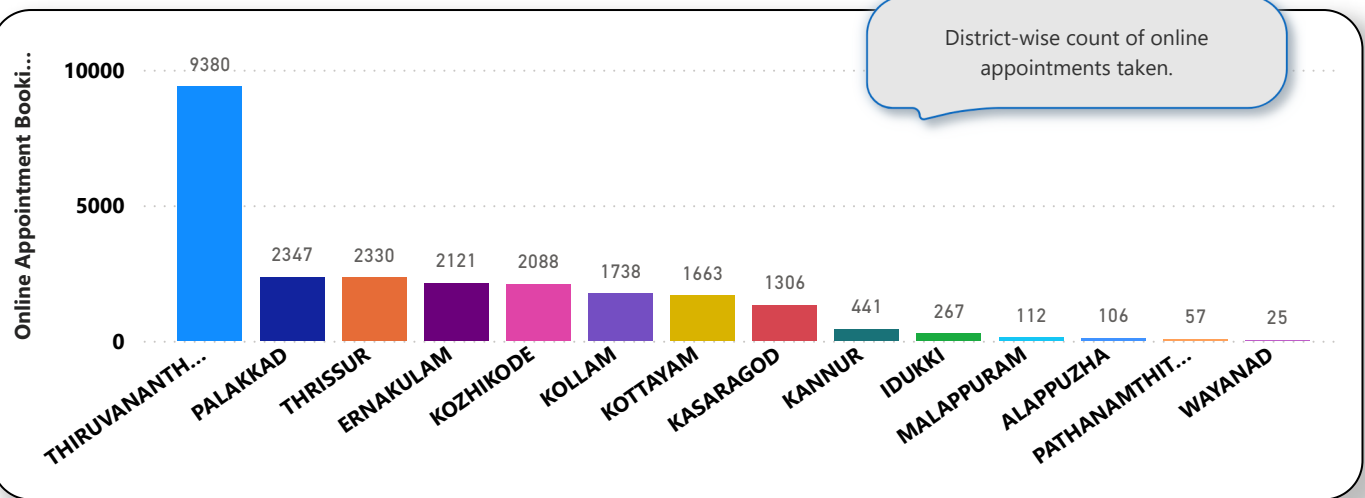
Hospital	UHID Visit %	Consultation %	Pharmacy Prescriptions %	% of Lab Orders given by Doctors
FAMILY HEALTH CENTRE VELIYANCODE	0.00%	80.95%	54.08%	100.00%
BLOCK FAMILY HEALTH CENTRE MARANCHERY	0.00%	88.30%	1.27%	85.19%
FAMILY HEALTH CENTRE VATTAMKULAM	0.00%	0.00%	0.00%	0.00%
TALUK HEAD QUARTERS HOSPITAL MALAPPURAM	0.02%	14.53%	6.44%	0.00%
TALUK HOSPITAL WANDOOR	0.07%	0.00%	0.00%	0.00%
WOMEN AND CHILDRENS HOSPITAL PONNANI	0.08%	29.67%	3.09%	0.27%
DISTRICT HOSPITAL PERINTHALMANNA	0.16%	0.00%	0.00%	0.00%
BLOCK FAMILY HEALTH CENTRE VETOM	0.25%	85.98%	0.13%	75.00%
DISTRICT HOSPITAL TIRUR	0.36%	14.65%	11.00%	100.00%
URBAN PRIMARY HEALTH CENTRE BIYYAM	0.72%	36.89%	35.13%	27.10%
URBAN PRIMARY HEALTH CENTRE MANGALASSERY	0.95%	78.06%	65.77%	100.00%
FAMILY HEALTH CENTRE OZHUR	1.87%	99.37%	50.43%	89.68%
FAMILY HEALTH CENTRE PALAPPETTY	2.12%	94.84%	71.97%	100.00%
DISTRICT HOSPITAL NILAMBUR	2.42%	0.00%	0.00%	0.00%
FAMILY HEALTH CENTRE THALAKKAD	2.77%	93.68%	56.23%	59.82%
FAMILY HEALTH CENTRE PANDIKKAD	4.59%	91.03%	54.17%	10.39%
FAMILY HEALTH CENTRE VALAVANNUR	5.98%	88.09%	74.94%	88.21%
FAMILY HEALTH CENTRE VAZHAKKAD	8.74%	91.85%	78.26%	45.70%
FAMILY HEALTH CENTRE TRIPPANACHI	9.11%	72.70%	39.37%	9.38%
FAMILY HEALTH CENTRE POOVATHIKKAL	11.57%	98.97%	53.28%	0.76%
FAMILY HEALTH CENTRE KUZHIMANNA	11.58%	95.76%	3.84%	14.98%
TALUK HEAD QUARTERS HOSPITAL TIRURANGADI	13.08%	39.01%	24.05%	0.59%
URBAN PRIMARY HEALTH CENTRE PERINTHALMANNA	15.92%	88.32%	59.70%	86.26%
FAMILY HEALTH CENTRE THUVVUR	17.04%	61.48%	10.27%	0.68%
FAMILY HEALTH CENTRE MARAKKARA	19.50%	98.75%	56.83%	66.67%
FAMILY HEALTH CENTRE ALAMKODE	20.05%	93.13%	1.82%	23.83%
FAMILY HEALTH CENTRE PANG	21.94%	98.61%	94.08%	66.80%
FAMILY HEALTH CENTRE THRIKKALANGODE	24.83%	95.74%	65.61%	77.45%
URBAN PRIMARY HEALTH CENTRE VETTEKODE	25.74%	90.25%	78.56%	79.51%
URBAN PRIMARY HEALTH CENTRE NILAMBUR	26.25%	89.66%	67.59%	97.19%
FAMILY HEALTH CENTRE THAZHEKKODE	26.58%	99.64%	35.53%	29.55%
FAMILY HEALTH CENTRE VAZHIKKADAVU	27.47%	99.86%	94.14%	82.91%
FAMILY HEALTH CENTRE KOTTAKKAL	27.99%	99.89%	84.83%	100.00%
FAMILY HEALTH CENTRE NANNAMBRA	29.27%	99.73%	77.30%	96.35%
FAMILY HEALTH CENTRE EDAYUR	31.37%	69.32%	40.14%	1.63%
FAMILY HEALTH CENTRE TRIPRANGODE	37.30%	89.84%	57.44%	13.97%
FAMILY HEALTH CENTRE KARULAI	37.59%	98.92%	93.19%	96.89%
FAMILY HEALTH CENTRE KOOTTAYI	39.53%	89.07%	55.59%	100.00%
FAMILY HEALTH CENTRE KALADI	41.35%	92.81%	56.91%	21.79%
FAMILY HEALTH CENTRE THANALIL	48.07%	90.40%	32.13%	82.61%

4. Status of Modules Usage in Hospitals

District wise status of live institutions and the count of various modules [Reception, OP Consultation, Lab, Pharmacy] started / functional.

District	Live Institutions	Reception	Consultation	Pharmacy	Lab
THIRUVANANTHAPURAM	102	96 (94%)	89 (87%)	80 (78%)	80 (78%)
ERNAKULAM	73	69 (95%)	53 (73%)	38 (52%)	36 (49%)
THRISSUR	71	71 (100%)	67 (94%)	62 (87%)	64 (90%)
KOZHIKODE	62	60 (97%)	55 (89%)	51 (82%)	52 (84%)
MALAPPURAM	61	57 (93%)	53 (87%)	47 (77%)	48 (79%)
PALAKKAD	46	44 (96%)	41 (89%)	37 (80%)	38 (83%)
KANNUR	45	42 (93%)	36 (80%)	30 (67%)	27 (60%)
KOTTAYAM	41	32 (78%)	31 (76%)	30 (73%)	28 (68%)
ALAPPUZHA	37	36 (97%)	35 (95%)	35 (95%)	30 (81%)
KOLLAM	32	32 (100%)	32 (100%)	32 (100%)	30 (94%)
WAYANAD	26	25 (96%)	23 (88%)	23 (88%)	20 (77%)
KASARAGOD	24	22 (92%)	22 (92%)	20 (83%)	15 (63%)
IDUKKI	23	23 (100%)	22 (96%)	22 (96%)	20 (87%)
PATHANAMTHITTA	20	19 (95%)	18 (90%)	18 (90%)	17 (85%)
Total	663	628 (95%)	577 (87%)	525 (79%)	505 (76%)

5. 1 Online Appointment Booking in Hospitals (except Medical Colleges)



6. eHealth Performance - Reach

Reach indicates the percentage of population availing services through eHealth. The formula used to calculate is (Number of UHID registered / Population) * 100 %.

