

1. eHealth Kerala - Vital Statistics

Hospital Type	Live Institutions
Family Health Centre	489
Urban Primary Health Centre	50
Community Health Centre	42
Taluk Headquarters Hospital	19
Medical College Hospital	18
Taluk Hospital	15
General Hospital	13
District Hospital	11
Primary Health Centre	11
Specialty Hospital - Women Children	7
Public Health Laboratory	3
Specialty Hospital	3
District TB Centre	1
Empanelled Diagnostic Centre	1
Government Dispensary	1
Specialty Hospital - Child Development	1
Specialty Hospital - Pulmonary Medicine	1
Total	686

2. eHealth - District Ranking Matrix Based on Performance of all Institutions (except Medical Colleges)

The ranking matrix showcases the performance of districts in providing eHealth services through all institutions (excluding Medical Colleges) based on six different parameters.

These parameters include:

1.

Number of institutions where the reception module is currently using.
2.

Percentage of UHID Visits.
3.

Percentage of Doctor Consultations.
4.

Percentage of Pharmacy Prescriptions by doctors.
5.

Percentage of lab orders through doctors.
6.

Number of Live Institutions.

Weightage is assigned to the percentages calculated in intervals of 10. The rank is determined based on the sum of these weightages.

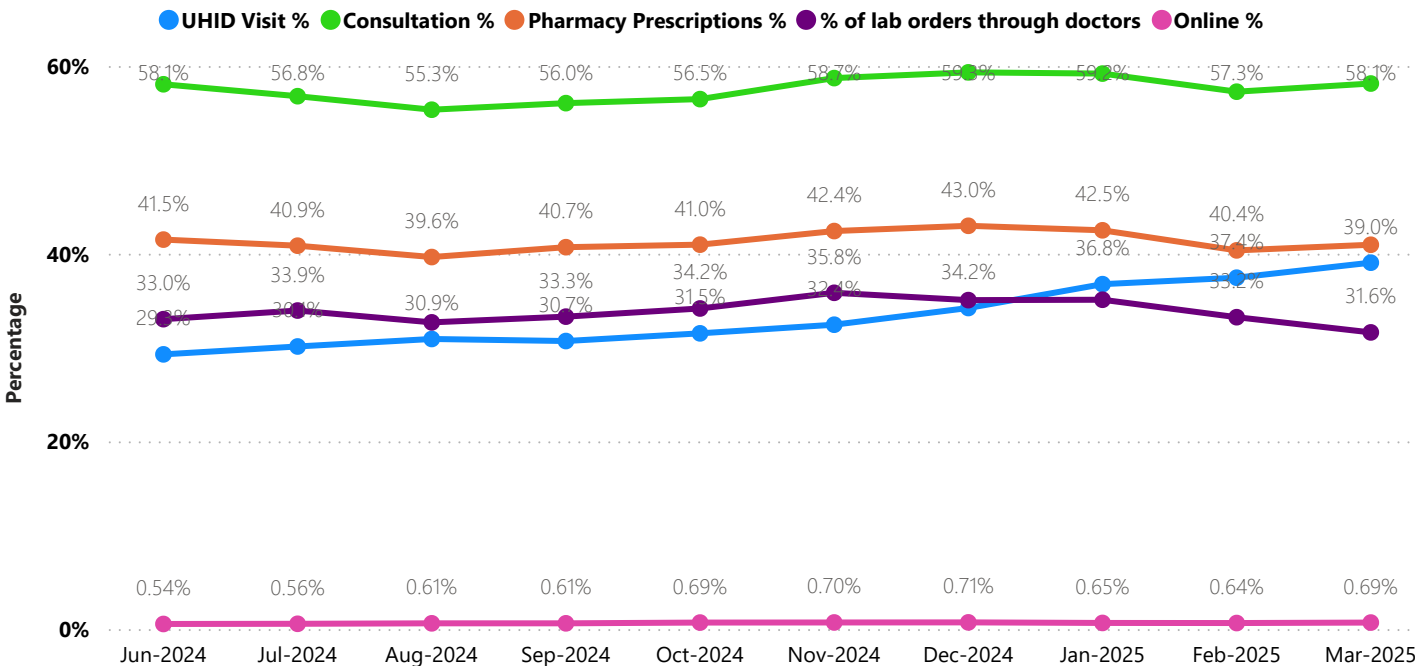
The top-performing districts should aim to maintain their positions, while the average and low-performing districts should strive to reach the 'top four' league.

The ranking matrix for the current month, March 2025, along with the previous two months, is provided in the table below.

District	January	February	March
IDUKKI	1	1	1
WAYANAD	1	1	1
PALAKKAD	2	2	2
THRISSUR	3	3	3
ALAPPUZHA	3	4	4
MALAPPURAM	4	5	5
KOLLAM	5	6	6
KOZHIKODE	6	6	6
PATHANAMTHITTA	7	6	6
KANNUR	8	7	7
KASARAGOD	7	7	8
KOTTAYAM	8	8	8
THIRUVANANTHAPURAM	9	8	8
ERNAKULAM	10	9	9

- Best performing
- Average performing
- Low performing

3. eHealth - State Performance Trend (except Medical Colleges)



3. eHealth - Institution Level Ranking (except Medical Colleges)

Hospital	State Rank
FAMILY HEALTH CENTRE ARTHAT	1
FAMILY HEALTH CENTRE ENGANDIYUR	1
FAMILY HEALTH CENTRE KALLARA	1
Family Health Centre Kavassery	1
FAMILY HEALTH CENTRE THAIKKAD	1
FAMILY HEALTH CENTRE THOTTAPPALLY	1
FAMILY HEALTH CENTRE VAZHOOR	1
Family Health Centre Anakkatty	2
FAMILY HEALTH CENTRE BRAHMAMANGALAM	2
FAMILY HEALTH CENTRE EDAVILANGU	2
FAMILY HEALTH CENTRE ENNAPPARA	2
FAMILY HEALTH CENTRE KARIMANNOOR	2
Family Health Centre Keralassery	2
Family Health Centre Kizhakkencherry	2
FAMILY HEALTH CENTRE NARANAMMOOZHY	2
Family Health Centre Ozhalapathy	2
FAMILY HEALTH CENTRE PUNNAPRA NORTH	2
FAMILY HEALTH CENTRE PURAKKAD	2
FAMILY HEALTH CENTRE SREENARAYANAPURAM	2
FAMILY HEALTH CENTRE WEST KALLADA	3
FAMILY HEALTH CENTRE ALAKODE	3
FAMILY HEALTH CENTRE ARATTUPUZHA	3
FAMILY HEALTH CENTRE CHERUTHANA	3
FAMILY HEALTH CENTRE KARTHIKAPPALLY	3
FAMILY HEALTH CENTRE KODIKULAM	3
FAMILY HEALTH CENTRE KUDAYATHUR	3
FAMILY HEALTH CENTRE KUMBADAJE	3
FAMILY HEALTH CENTRE KURUPPANTHARA	3
family Health Centre Kuthanur	3
FAMILY HEALTH CENTRE MADIKAI	3
FAMILY HEALTH CENTRE MANNUR	3
FAMILY HEALTH CENTRE MEENACHIL	3
FAMILY HEALTH CENTRE MELILA	3
FAMILY HEALTH CENTRE MOORKKANAD	3
FAMILY HEALTH CENTRE PARASSINIKADAVU	3
FAMILY HEALTH CENTRE PERUMBALAM	3
FAMILY HEALTH CENTRE PONMALA	3

Hospital	State Rank
COMMUNITY HEALTH CENTRE KURATHIKAD	45
COMMUNITY HEALTH CENTRE VALAYAM	45
COMMUNITY HEALTH CENTRE VELLANAD	45
DISTRICT HOSPITAL NILAMBUR	45
FAMILY HEALTH CENTRE AYMANAM	45
FAMILY HEALTH CENTRE CHELLANAM	45
FAMILY HEALTH CENTRE EDATHALA	45
Family Health Centre Kottopadam	45
FAMILY HEALTH CENTRE MOONNILAVU	45
FAMILY HEALTH CENTRE NAYARAMBALM	45
Family Health Centre Nedumpuram	45
FAMILY HEALTH CENTRE VATTAMKULAM	45
FAMILY HEALTH CENTRE VELI	45
MENTAL HEALTH CENTRE PEROORKADA	45
TALUK HEADQUARTERS HOSPITAL KURAVILANGAD	45
URBAN PRIMARY HEALTH CENTRE KOLASSERY	45
Family Health Centre Pattithara	44
FAMILY HEALTH CENTRE UZHAMALAKKAL	43
FAMILY HEALTH CENTRE KOODALI	42
FAMILY HEALTH CENTRE NARKILAKKAD	41
COMMUNITY HEALTH CENTRE KOODALLOOR	40
COMMUNITY HEALTH CENTRE KUMARAKOM	39
TALUK HEAD QUARTERS HOSPITAL VYTHIRI	39
FAMILY HEALTH CENTRE CHERANELLOORE	38
FAMILY HEALTH CENTRE KARUKACHAL	38
FAMILY HEALTH CENTRE MANICKAL	38
FAMILY HEALTH CENTRE PALLIKKARE	38
FAMILY HEALTH CENTRE PERUVANNAMUZHI	38
INTEGRATED FAMILY HEALTH CENTRE PANGAPPARA	38
TALUK HEAD QUARTERS HOSPITAL KONDOTTY	38
TALUK HEAD QUARTERS HOSPITAL PONNANI	38
TALUK HEADQUARTERS HOSPITAL CHANGANACHERRY	38
TALUK HEADQUARTERS HOSPITAL VAIKOM	38
URBAN PRIMARY HEALTH CENTRE CHAIKOTTUKONAM	38
DISTRICT HOSPITAL KANNUR	37

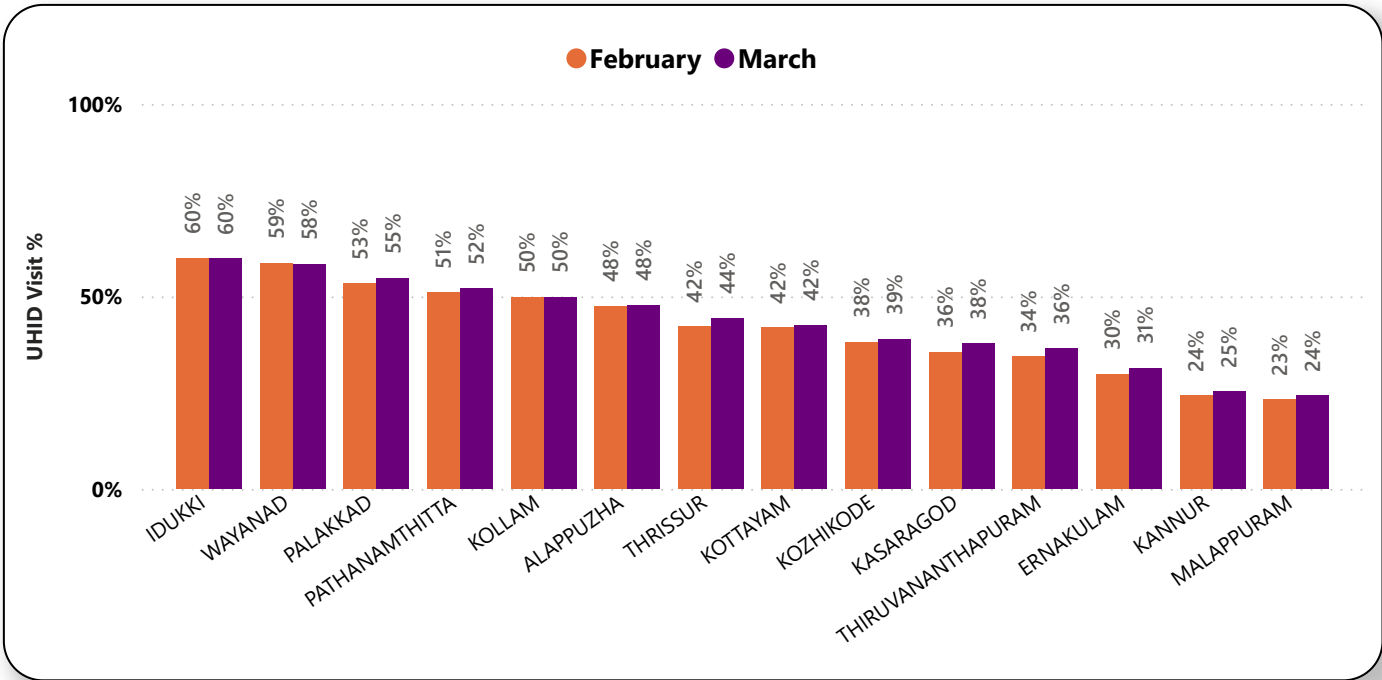
3.1 eHealth Performance - Reception Module

Reception Module is considered to be functional in an institution only if the number of total visits for the month is of minimum 500. The live institution count excludes CCRC and PH labs.

District	Live Institutions	Institutions with Reception	% of institutions with Reception
IDUKKI	23	23	100%
KOLLAM	32	32	100%
THRISSUR	71	71	100%
ALAPPUZHA	37	36	97%
KOZHIKODE	62	60	97%
WAYANAD	26	25	96%
PALAKKAD	46	44	96%
PATHANAMTHITTA	20	19	95%
ERNAKULAM	73	69	95%
THIRUVANANTHAPURAM	102	96	94%
MALAPPURAM	61	57	93%
KANNUR	45	42	93%
KASARAGOD	24	22	92%
KOTTAYAM	41	32	78%
Total	663	628	95%

3.2 e-Health Performance - UHID Visits

UHID Visit % is calculated as (UHID Visits / Total Visit) *100



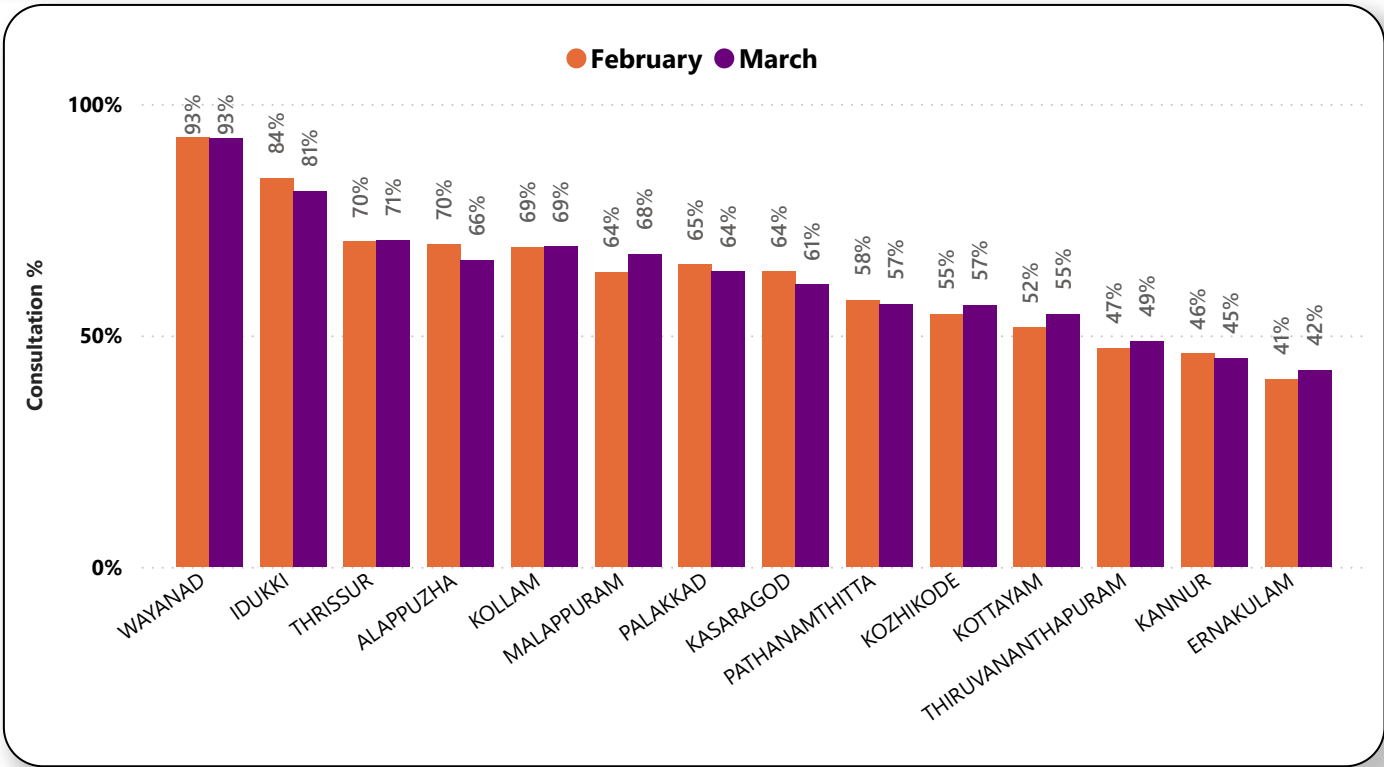
Institutions based on UHID Visits

Hospital	UHID Visit %
FAMILY HEALTH CENTRE THOTTAPPALLY	99.86%
FAMILY HEALTH CENTRE VAZHOOR	99.71%
Family Health Centre Anakkatty	98.12%
Family Health Centre Kavassery	97.02%
FAMILY HEALTH CENTRE ANAKUDY	96.86%
FAMILY HEALTH CENTRE THAIKKAD	96.51%
FAMILY HEALTH CENTRE MUNAMBAM	93.18%
FAMILY HEALTH CENTRE ENGANDIYUR	91.91%
FAMILY HEALTH CENTRE ARTHAT	91.82%
FAMILY HEALTH CENTRE KALLARA	90.99%
FAMILY HEALTH CENTRE UMMANNOOR	90.65%
FAMILY HEALTH CENTRE VETTAKKAL	90.49%
FAMILY HEALTH CENTRE VELLAVOOR	89.83%
Family Health Centre Keralassery	89.28%
FAMILY HEALTH CENTRE ANICADU	88.83%
PRIMARY HEALTH CENTRE MULLANKOLLY	88.71%
FAMILY HEALTH CENTRE BELLUR	88.18%

Hospital	UHID Visit %
BLOCK FAMILY HEALTH CENTRE MARANCHERY	0.00%
COMMUNITY HEALTH CENTRE KURATHIKAD	0.00%
COMMUNITY HEALTH CENTRE VALAYAM	0.00%
COMMUNITY HEALTH CENTRE VELLANAD	0.00%
FAMILY HEALTH CENTRE AYMANAM	0.00%
FAMILY HEALTH CENTRE CHELLANAM	0.00%
FAMILY HEALTH CENTRE EDATHALA	0.00%
Family Health Centre Kottopadam	0.00%
FAMILY HEALTH CENTRE MOONNILAVU	0.00%
FAMILY HEALTH CENTRE NAYARAMBALM	0.00%
Family Health Centre Nedumpuram	0.00%
FAMILY HEALTH CENTRE VATTAMKULAM	0.00%
FAMILY HEALTH CENTRE VELI	0.00%
FAMILY HEALTH CENTRE VELIYANCODE	0.00%
TALUK HEADQUARTERS HOSPITAL	0.00%

3.3 e-Health Performance - Doctor Consultation

Consultation % is calculated as (Doctor Consultation / OP Visits) *100



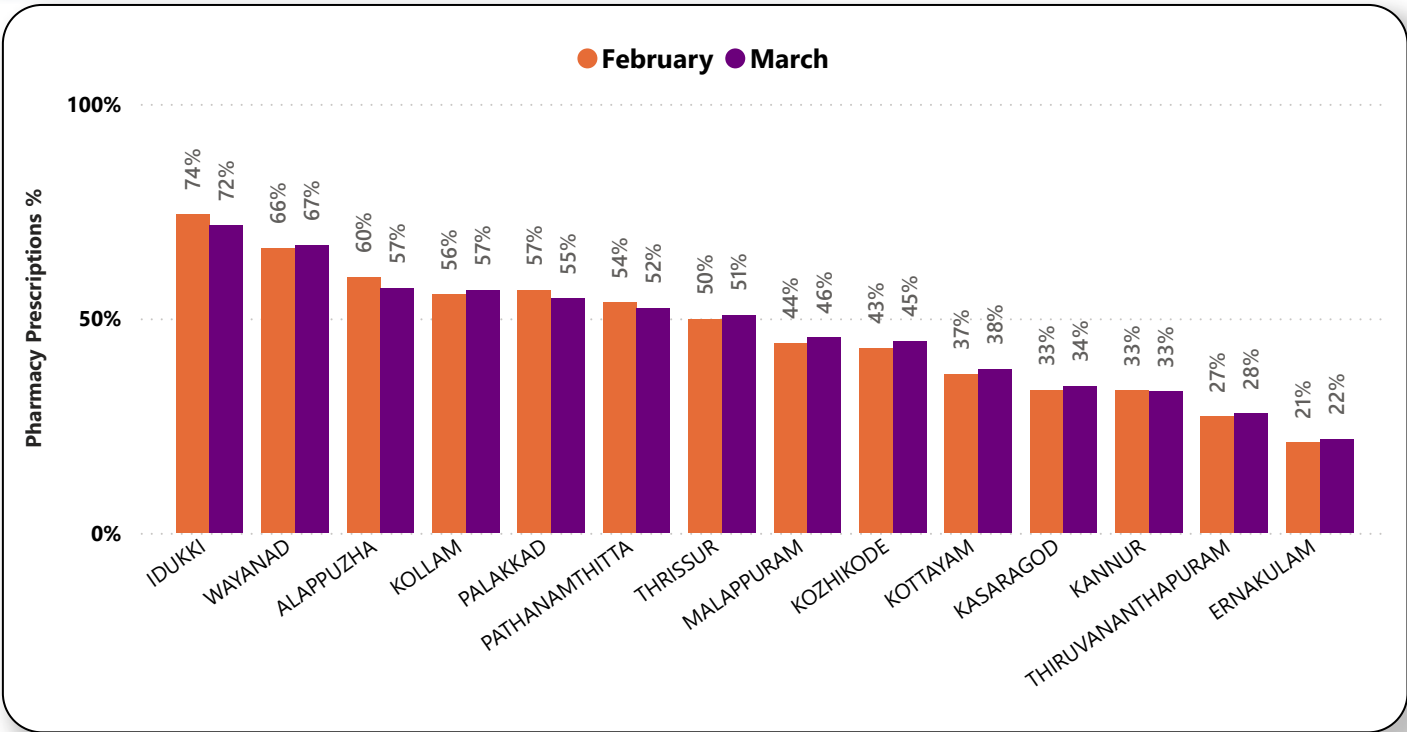
Doctor Consultation Percentage in all Institutions

Hospital	Doctor Consultation %
FAMILY HEALTH CENTRE PALLITHODU	100.00%
PRIMARY HEALTH CENTRE VELLAYANI	100.00%
URBAN HEALTH CENTRE MANNANTHALA	100.00%
FAMILY HEALTH CENTRE EROOR	99.96%
Family Health Centre Kavassery	99.96%
FAMILY HEALTH CENTRE POTHUKAL	99.96%
FAMILY HEALTH CENTRE VAZHOOR	99.96%
FAMILY HEALTH CENTRE MEZHUVELI	99.95%
FAMILY HEALTH CENTRE CHETHALAYAM	99.93%
FAMILY HEALTH CENTRE KUMBADAJE	99.93%
FAMILY HEALTH CENTRE DESAMANGALAM	99.92%
FAMILY HEALTH CENTRE ARIKKULAM	99.91%
FAMILY HEALTH CENTRE THAIKKAD	99.91%
PRIMARY HEALTH CENTRE CHULLIODE	99.91%

Hospital	Doctor Consultation %
COMMUNITY HEALTH CENTRE ANCHUTHENGU	0.00%
COMMUNITY HEALTH CENTRE KODUVALLY	0.00%
COMMUNITY HEALTH CENTRE KUMARAKOM	0.00%
COMMUNITY HEALTH CENTRE KURATHIKAD	0.00%
COMMUNITY HEALTH CENTRE POOVAR	0.00%
COMMUNITY HEALTH CENTRE VALAYAM	0.00%
COMMUNITY HEALTH CENTRE VELLANAD	0.00%
DISTRICT HOSPITAL NILAMBUR	0.00%
DISTRICT HOSPITAL KANNUR	0.00%
DISTRICT HOSPITAL PERINTHALMANNA	0.00%
FAMILY HEALTH CENTRE AYMANAM	0.00%
FAMILY HEALTH CENTRE BEGUR	0.00%

3.4 e-Health Performance - Pharmacy Usage

Pharmacy % is calculated as (Pharmacy Prescriptions/ Total OP Visits) *100



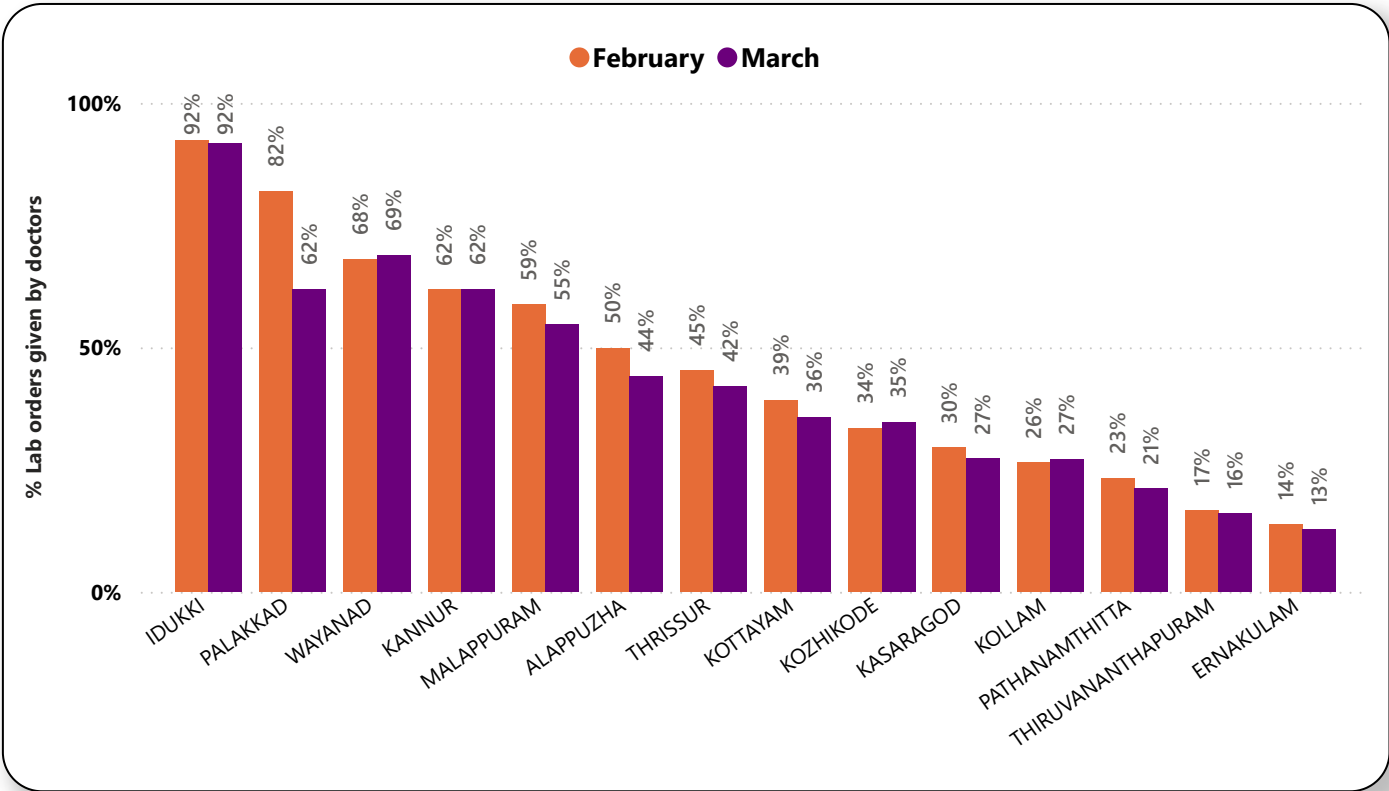
Pharmacy Usage in all Institutions

Hospital	Pharmacy Usage %
FAMILY HEALTH CENTRE BRAHMAMANGALAM	100.00%
FAMILY HEALTH CENTRE KALLARA	100.00%
FAMILY HEALTH CENTRE MEENACHIL	100.00%
FAMILY HEALTH CENTRE PAIPPAD	100.00%
FAMILY HEALTH CENTRE PARAMPUZHA	100.00%
FAMILY HEALTH CENTRE PURAKKAD	100.00%
FAMILY HEALTH CENTRE SREENARAYANAPURAM	100.00%
FAMILY HEALTH CENTRE THOTTAPPALLY	100.00%
FAMILY HEALTH CENTRE VELLAVOOR	100.00%
FAMILY HEALTH CENTRE UDAYANAPURAM	99.82%
FAMILY HEALTH CENTRE THAIKKAD	99.36%
FAMILY HEALTH CENTRE MEZHUVELI	98.02%
FAMILY HEALTH CENTRE KAMAKSHY	97.65%
FAMILY HEALTH CENTRE VELIYANNOOR	97.27%
FAMILY HEALTH CENTRE VAZHOOOR	96.72%

Hospital	Pharmacy Usage %
COMMUNITY HEALTH CENTRE PATTIAM	0.00%
COMMUNITY HEALTH CENTRE ANCHUTHENGU	0.00%
COMMUNITY HEALTH CENTRE CHERPU	0.00%
COMMUNITY HEALTH CENTRE KODUVALLY	0.00%
COMMUNITY HEALTH CENTRE KUMARAKOM	0.00%
COMMUNITY HEALTH CENTRE KURATHIKAD	0.00%
COMMUNITY HEALTH CENTRE MULLASSERY	0.00%
COMMUNITY HEALTH CENTRE POOVAR	0.00%
COMMUNITY HEALTH CENTRE VALAYAM	0.00%
COMMUNITY HEALTH CENTRE VELLANAD	0.00%
COMMUNITY HEALTH CENTRE VILAPPIL	0.00%
DISTRICT HOSPITAL NILAMBUR	0.00%
DISTRICT HOSPITAL KANNUR	0.00%

3.5 e-Health Performance - Lab Usage

Lab % is calculated as (Lab orders given by doctors / Total Lab Orders) *100



Lab Usage in all Institutions

Hospital	Lab Usage %
ATTAPPADY TRIBAL TALUK SPECIALITY HOSPITAL	100.00%
BLOCK FAMILY HEALTH CENTRE CHERUVATHUR	100.00%
COASTAL SPECIALITY HOSPITAL VALIYATHURA	100.00%
COMMUNITY HEALTH CENTRE PATTIAM	100.00%
COMMUNITY HEALTH CENTRE MUTHUKULAM	100.00%
COMMUNITY HEALTH CENTRE PAIKA	100.00%
DISTRICT HOSPITAL KANHANGAD	100.00%
DISTRICT HOSPITAL TIRUR	100.00%
FAMILY HEALTH CENTRE APPAPARA	100.00%
FAMILY HEALTH CENTRE AYYAMPUZHA	100.00%
FAMILY HEALTH CENTRE BEYPORE	100.00%
FAMILY HEALTH CENTRE BHARANIKAVU	100.00%
FAMILY HEALTH CENTRE BISON VALLEY	100.00%
Familv Health Centre Chalavara	100.00%

Hospital	Lab Usage %
CHEST DISEASES HOSPITAL PULAYANARKOTTAH	0.00%
COMMUNITY HEALTH CENTRE ANCHUTHENGU	0.00%
COMMUNITY HEALTH CENTRE CHERPU	0.00%
COMMUNITY HEALTH CENTRE KODUVALLY	0.00%
COMMUNITY HEALTH CENTRE KUMARAKOM	0.00%
COMMUNITY HEALTH CENTRE KURATHIKAD	0.00%
COMMUNITY HEALTH CENTRE PALODE	0.00%
COMMUNITY HEALTH CENTRE POOTHOTTA	0.00%
COMMUNITY HEALTH CENTRE POOVAR	0.00%
COMMUNITY HEALTH CENTRE VALAYAM	0.00%
COMMUNITY HEALTH CENTRE VELLANAD	0.00%
COMMUNITY HEALTH CENTRE VILAPPIL	0.00%
DISTRICT HOSPITAL NILAMBUR	0.00%
DISTRICT HOSPITAL ALUVA	0.00%

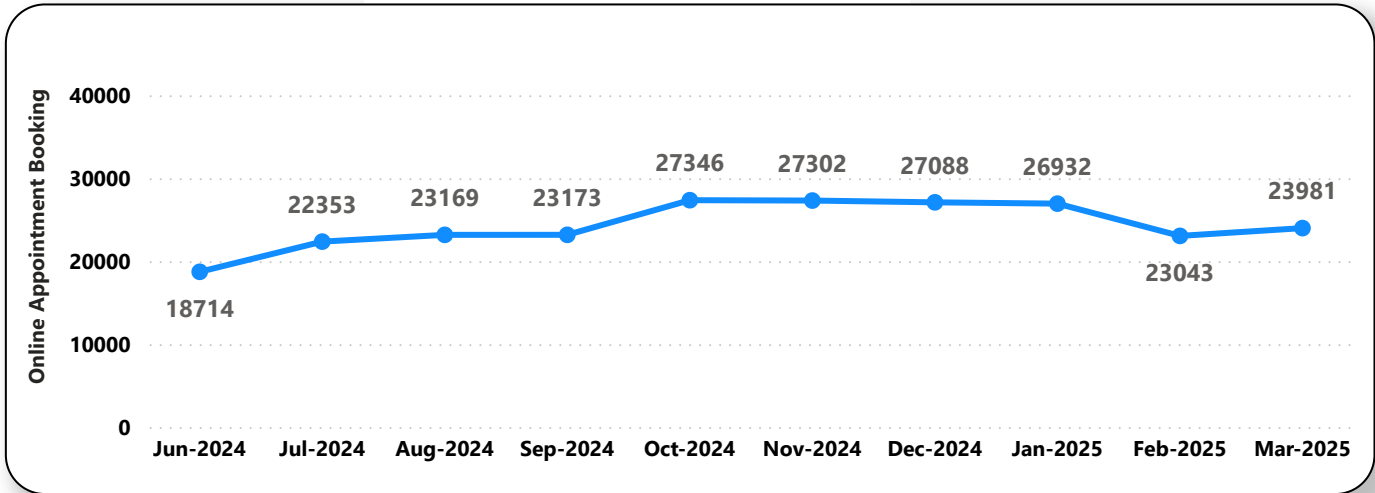
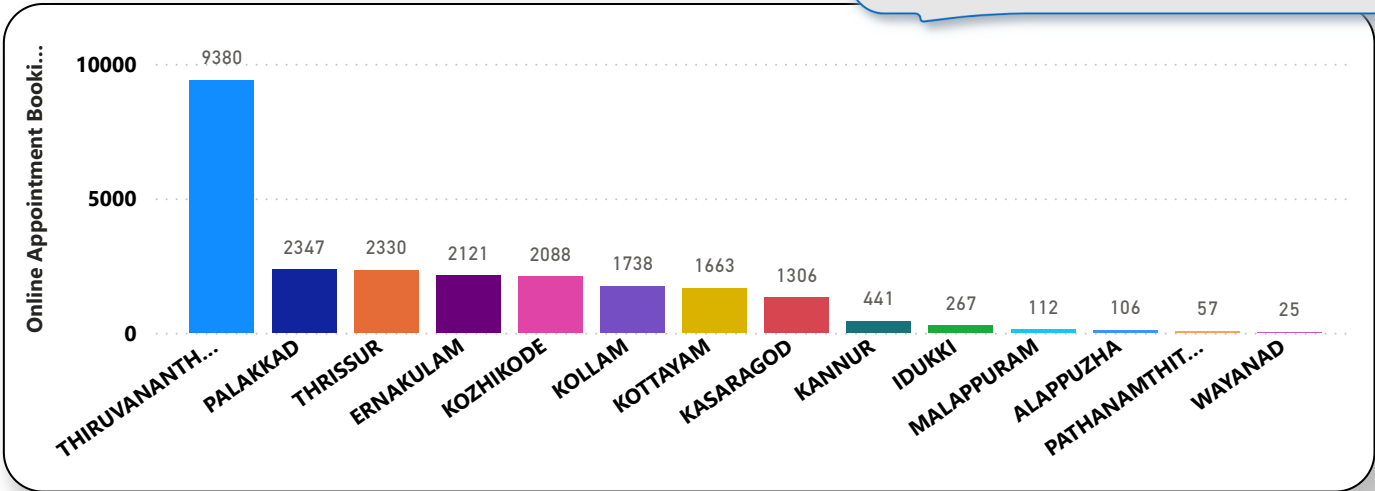
4. Status of Modules Usage in Hospitals

District wise status of live institutions and the count of various modules [Reception, OP Consultation, Lab, Pharmacy] started / functional.

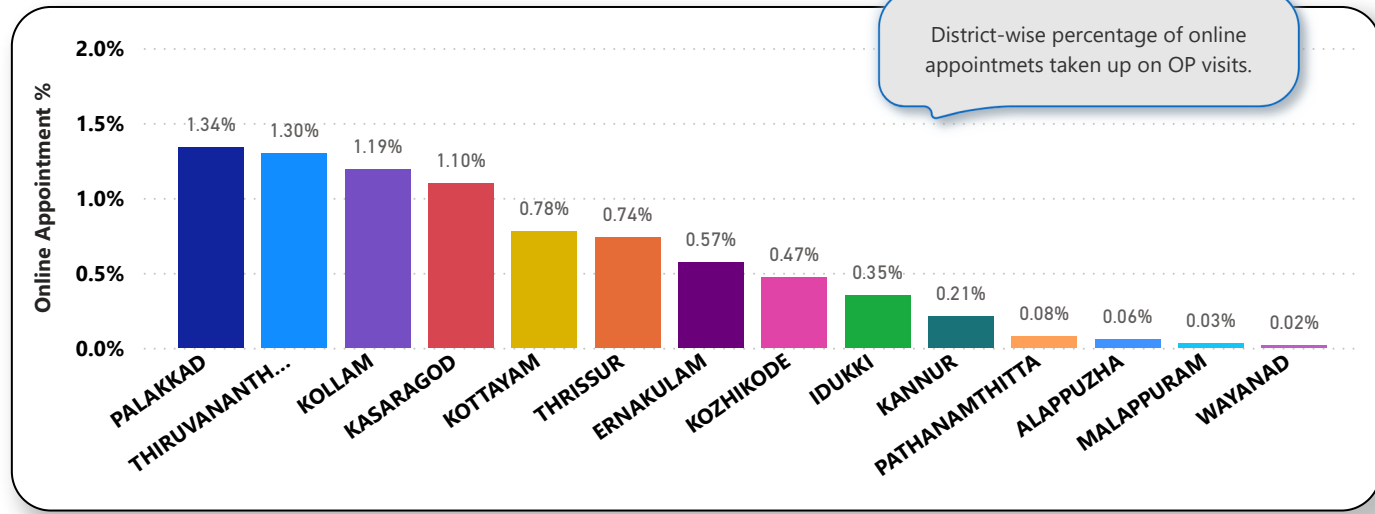
District	Live Institutions	Reception	Consultation	Pharmacy	Lab
THIRUVANANTHAPURAM	102	96 (94%)	89 (87%)	80 (78%)	80 (78%)
ERNAKULAM	73	69 (95%)	53 (73%)	38 (52%)	36 (49%)
THRISSUR	71	71 (100%)	67 (94%)	62 (87%)	64 (90%)
KOZHIKODE	62	60 (97%)	55 (89%)	51 (82%)	52 (84%)
MALAPPURAM	61	57 (93%)	53 (87%)	47 (77%)	48 (79%)
PALAKKAD	46	44 (96%)	41 (89%)	37 (80%)	38 (83%)
KANNUR	45	42 (93%)	36 (80%)	30 (67%)	27 (60%)
KOTTAYAM	41	32 (78%)	31 (76%)	30 (73%)	28 (68%)
ALAPPUZHA	37	36 (97%)	35 (95%)	35 (95%)	30 (81%)
KOLLAM	32	32 (100%)	32 (100%)	32 (100%)	30 (94%)
WAYANAD	26	25 (96%)	23 (88%)	23 (88%)	20 (77%)
KASARAGOD	24	22 (92%)	22 (92%)	20 (83%)	15 (63%)
IDUKKI	23	23 (100%)	22 (96%)	22 (96%)	20 (87%)
PATHANAMTHITTA	20	19 (95%)	18 (90%)	18 (90%)	17 (85%)
Total	663	628 (95%)	577 (87%)	525 (79%)	505 (76%)

5. 1 Online Appointment Booking in Hospitals (except Medical Colleges)

District-wise count of online appointments taken.



District-wise percentage of online appointments taken up on OP visits.



6. eHealth Performance - Reach

Reach indicates the percentage of population availing services through eHealth. The formula used to calculate is (Number of UHID registered / Population) * 100 %.

