

1. eHealth Kerala - Vital Statistics

Hospital Type	Live Institutions
Family Health Centre	57
Urban Primary Health Centre	7
Community Health Centre	4
General Hospital	1
Medical College Hospital	1
Taluk Headquarters Hospital	1
Taluk Hospital	1
Total	72

2. eHealth - District Ranking Matrix Based on Performance of all Institutions (except Medical Colleges)

The ranking matrix showcases the performance of districts in providing eHealth services through all institutions (excluding Medical Colleges) based on six different parameters.

These parameters include:

1.

Number of institutions where the reception module is currently using.
2.

Percentage of UHID Visits.
3.

Percentage of Doctor Consultations.
4.

Percentage of Pharmacy Prescriptions by doctors.
5.

Percentage of lab orders through doctors.
6.

Number of Live Institutions.

Weightage is assigned to the percentages calculated in intervals of 10. The rank is determined based on the sum of these weightages.

The top-performing districts should aim to maintain their positions, while the average and low-performing districts should strive to reach the 'top four' league.

The ranking matrix for the current month, March 2025, along with the previous two months, is provided in the table below.

District	January	February	March
IDUKKI	1	1	1
WAYANAD	1	1	1
PALAKKAD	2	2	2
THRISSUR	3	3	3
ALAPPUZHA	3	4	4
MALAPPURAM	4	5	5
KOLLAM	5	6	6
KOZHIKODE	6	6	6
PATHANAMTHITTA	7	6	6
KANNUR	8	7	7
KASARAGOD	7	7	8
KOTTAYAM	8	8	8
THIRUVANANTHAPURAM	9	8	8
ERNAKULAM	10	9	9

- Best performing
- Average performing
- Low performing

3. eHealth - Institution Level Ranking (except Medical Colleges)

Hospital	Rank
FAMILY HEALTH CENTRE ARTHAT	1
FAMILY HEALTH CENTRE ENGANDIYUR	1
FAMILY HEALTH CENTRE THAIKKAD	1
FAMILY HEALTH CENTRE EDIVILANGU	2
FAMILY HEALTH CENTRE POOMANGALAM	3
URBAN PRIMARY HEALTH CENTRE ANAPUZHA	3
URBAN FAMILY HEALTH CENTRE V R PURAM	4
FAMILY HEALTH CENTRE CHAMAKKALA	5
FAMILY HEALTH CENTRE KOOLIMUTOM	5
FAMILY HEALTH CENTRE KUZHOOR	5
FAMILY HEALTH CENTRE KONDZHY	6
FAMILY HEALTH CENTRE VELOOKKARA	6
FAMILY HEALTH CENTRE VILVATTOM	6
FAMILY HEALTH CENTRE KARALAM	7
FAMILY HEALTH CENTRE METHALA	7
FAMILY HEALTH CENTRE NATTIKA	7
FAMILY HEALTH CENTRE PARIYARAM THRISSUR	7
FAMILY HEALTH CENTRE POYYA	7
FAMILY HEALTH CENTRE THALIKULAM	7
FAMILY HEALTH CENTRE DESAMANGALAM	8
FAMILY HEALTH CENTRE KAIPAMANGALAM	8
FAMILY HEALTH CENTRE MADAVANA	8
FAMILY HEALTH CENTRE NALUKETTU	8
FAMILY HEALTH CENTRE PANJAL	8
FAMILY HEALTH CENTRE VENKITANGU	8
FAMILY HEALTH CENTRE VETILAPPARA	8
FAMILY HEALTH CENTRE ELANAD	9
FAMILY HEALTH CENTRE PUNNAYUR	9
FAMILY HEALTH CENTRE VANIYAMAPARA	9
FAMILY HEALTH CENTRE VELUR	9
URBAN FAMILY HEALTH CENTRE GOSAYIKUNNU	9
FAMILY HEALTH CENTRE ALOOR	10
FAMILY HEALTH CENTRE AYYANTHOLE	10
FAMILY HEALTH CENTRE MANALLOOR	10
FAMILY HEALTH CENTRE THRIKKUR	10
URBAN FAMILY HEALTH CENTRE PORKALANGAD	10
FAMILY HEALTH CENTRE MAMBRA	11
FAMILY HEALTH CENTRE NENMANIKKARA	11

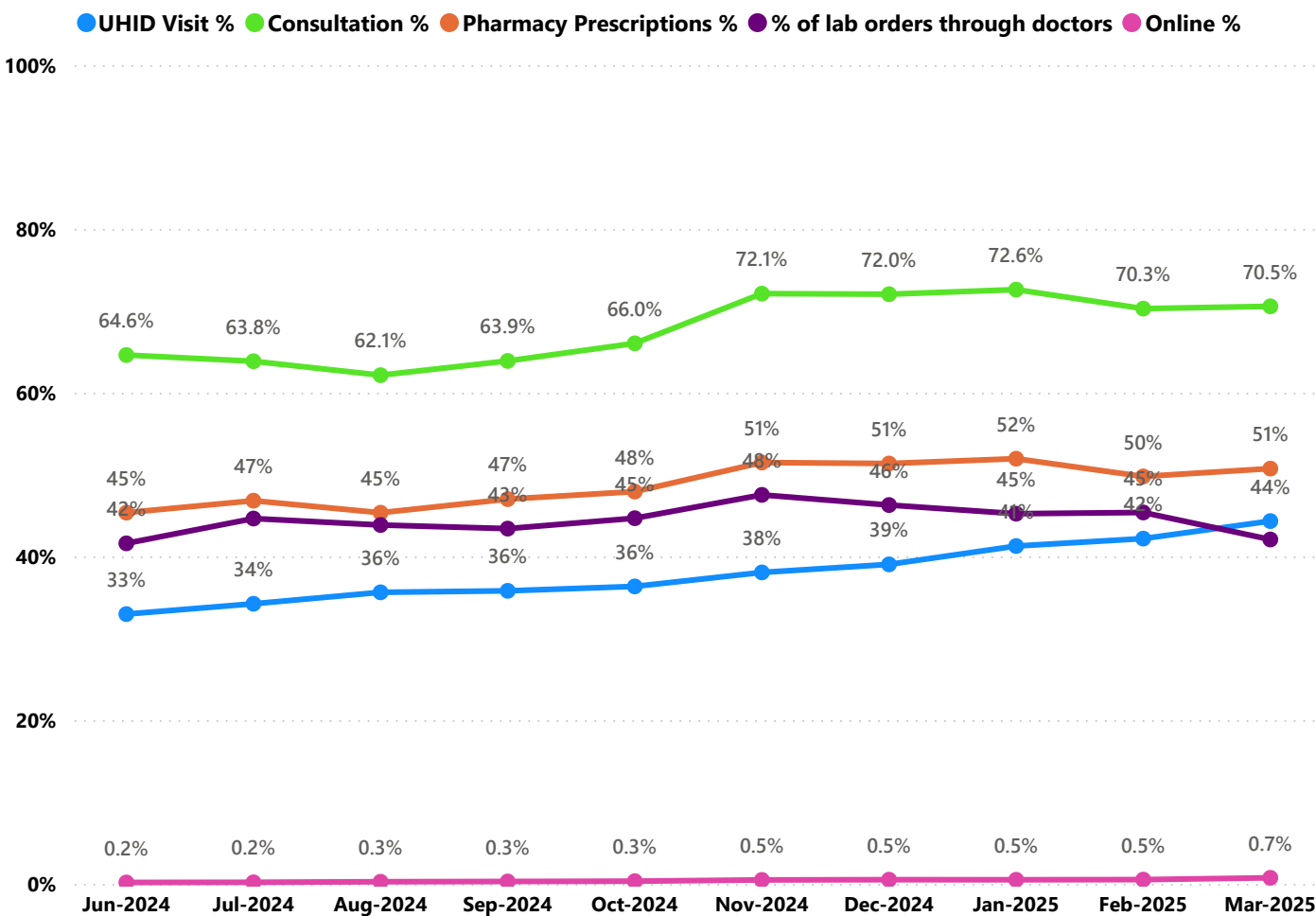
Hospital	Rank
COMMUNITY HEALTH CENTRE CHERPU	28
GENERAL HOSPITAL THRISSUR	27
FAMILY HEALTH CENTRE VATANAPPALLY	26
FAMILY HEALTH CENTRE VALLACHIRA	25
FAMILY HEALTH CENTRE PATTIKKAD	24
FAMILY HEALTH CENTRE PAMBOOR	23
URBAN FAMILY HEALTH CENTRE PARAVATTANI	22
FAMILY HEALTH CENTRE PORKULAM	21
TALUK HOSPITAL PUDUKAD	21
FAMILY HEALTH CENTRE VELLANIKKARA	20
COMMUNITY HEALTH CENTRE MULLASSERY	19
FAMILY HEALTH CENTRE P.VEMPELLUR	19
FAMILY HEALTH CENTRE VALLATHOL NAGAR	19
FAMILY HEALTH CENTRE KODAKARA	18
FAMILY HEALTH CENTRE KADANGODE	17
FAMILY HEALTH CENTRE MADAKATHARA	17
FAMILY HEALTH CENTRE NADATHARA	17
COMMUNITY HEALTH CENTRE PAZHANJI	16
FAMILY HEALTH CENTRE ADAT	16
FAMILY HEALTH CENTRE KAKKAD	16
FAMILY HEALTH CENTRE VARANDARAPPILLY	16
URBAN FAMILY HEALTH CENTRE GURUVAYOOR	16
URBAN PRIMARY HEALTH CENTRE KACHERY	16
FAMILY HEALTH CENTRE MULLURKARA	15
FAMILY HEALTH CENTRE THEKKUMKARA	15
TALUK HEADQUARTERS HOSPITAL CHAVAKKAD	15
FAMILY HEALTH CENTRE MELOOR	14
FAMILY HEALTH CENTRE MUNDUR	14
FAMILY HEALTH CENTRE THIRUVILWAMALA	13
FAMILY HEALTH CENTRE PARALAM	12
FAMILY HEALTH CENTRE POOKODE	12
FAMILY HEALTH CENTRE MAMBRA	11
FAMILY HEALTH CENTRE NENMANIKKARA	11
FAMILY HEALTH CENTRE PARAPPUKKARA	11
FAMILY HEALTH CENTRE POOMALA	11
FAMILY HEALTH CENTRE ALOOR	10
FAMILY HEALTH CENTRE AYYANTHOLE	10
FAMILY HEALTH CENTRE MANALLOOR	10

3.1 eHealth Performance - Reception Module

Reception Module is considered to be functional in an institution only if the number of total visits for the month is of minimum 500.

District	Institution Count	Institutions with Reception	% of institutions with Reception
IDUKKI	23	23	100.00%
KOLLAM	32	32	100.00%
THRISSUR	71	71	100.00%
WAYANAD	25	25	100.00%
ALAPPUZHA	37	36	97.30%
KOZHIKODE	62	60	96.77%
PALAKKAD	46	44	95.65%
PATHANAMTHITTA	20	19	95.00%
ERNAKULAM	73	69	94.52%
MALAPPURAM	61	57	93.44%
KANNUR	45	42	93.33%
THIRUVANANTHAPURAM	102	94	92.16%
KASARAGOD	25	22	88.00%
KOTTAYAM	41	32	78.05%

3.2 e-Health Performance Trend



- UHID Visit % is calculated as $(UHID\ Visits / Total\ Visit) * 100$
- Consultation % is calculated as $(Doctor\ Consultation / OP\ Visits) * 100$
- Pharmacy % is calculated as $(Pharmacy\ Prescriptions / Total\ OP\ Visits) * 100$
- Lab % is calculated as $(Lab\ orders\ given\ by\ doctors / Total\ Lab\ Orders) * 100$
- Online % is calculated as $(Online\ appointments\ via\ web\ portal / Total\ OP\ Visits) * 100$

3.3 e-Health Performance Indicators

Hospital	UHID Visit %	Consultation %	Pharmacy Prescriptions %	% of Lab Orders given by Doctors
FAMILY HEALTH CENTRE THAIKKAD	96.51%	99.91%	99.36%	100.00%
FAMILY HEALTH CENTRE ENGANDIYUR	91.91%	99.04%	95.16%	100.00%
FAMILY HEALTH CENTRE ARTHAT	91.82%	99.85%	95.84%	96.01%
FAMILY HEALTH CENTRE EDAVILANGU	85.30%	99.69%	90.53%	97.11%
URBAN PRIMARY HEALTH CENTRE ANAPUZHA	81.93%	99.37%	87.05%	95.15%
FAMILY HEALTH CENTRE POOMANGALAM	80.77%	99.46%	90.14%	89.68%
URBAN FAMILY HEALTH CENTRE V R PURAM	78.44%	98.93%	86.50%	100.00%
URBAN FAMILY HEALTH CENTRE PORKALANGAD	77.56%	85.97%	71.83%	56.89%
FAMILY HEALTH CENTRE PORKULAM	76.16%	36.71%	28.54%	7.83%
FAMILY HEALTH CENTRE MELOOR	74.04%	81.00%	56.81%	39.57%
FAMILY HEALTH CENTRE VENKITANGU	71.11%	99.84%	88.79%	57.09%
FAMILY HEALTH CENTRE PANJAL	70.45%	95.35%	89.51%	52.16%
FAMILY HEALTH CENTRE VELOOKKARA	70.35%	95.58%	90.92%	61.30%
FAMILY HEALTH CENTRE CHAMAKKALA	70.06%	94.51%	88.94%	80.44%
FAMILY HEALTH CENTRE NALUKETTU	69.81%	93.81%	87.08%	64.66%
URBAN PRIMARY HEALTH CENTRE KACHERY	67.56%	86.66%	73.19%	3.77%
FAMILY HEALTH CENTRE AYYANTHOLE	67.43%	98.25%	78.31%	59.68%
FAMILY HEALTH CENTRE POOKODE	67.22%	99.35%	82.26%	24.03%
FAMILY HEALTH CENTRE KAIPAMANGALAM	66.45%	96.21%	73.42%	73.79%
FAMILY HEALTH CENTRE MANALLOOR	65.71%	99.83%	79.82%	52.07%
FAMILY HEALTH CENTRE P.VEMBELLUR	65.53%	48.25%	31.86%	31.93%
FAMILY HEALTH CENTRE KARALAM	65.48%	98.69%	87.06%	76.51%
FAMILY HEALTH CENTRE KOOLIMUTTOM	63.80%	96.10%	87.98%	90.20%
COMMUNITY HEALTH CENTRE PAZHANJI	63.50%	98.01%	0.01%	60.06%
FAMILY HEALTH CENTRE NATTIKA	62.77%	99.40%	84.77%	79.33%
FAMILY HEALTH CENTRE NENMANIKKARA	62.47%	98.91%	87.32%	37.35%
FAMILY HEALTH CENTRE ADAT	62.45%	87.17%	76.31%	0.00%
FAMILY HEALTH CENTRE MADAVANA	61.41%	99.04%	87.94%	68.94%
FAMILY HEALTH CENTRE DESAMANGALAM	61.34%	99.92%	88.63%	61.47%
FAMILY HEALTH CENTRE POYYA	60.62%	97.00%	87.21%	79.07%
TALUK HEADQUARTERS HOSPITAL CHAVAKKAD	60.58%	73.90%	25.83%	77.00%
FAMILY HEALTH CENTRE THALIKULAM	60.22%	99.01%	81.54%	75.37%
FAMILY HEALTH CENTRE ELANAD	60.02%	97.39%	92.01%	42.26%
FAMILY HEALTH CENTRE POOMALA	59.83%	97.12%	82.53%	49.86%
FAMILY HEALTH CENTRE KUZHOOR	57.48%	97.95%	90.36%	100.00%
URBAN FAMILY HEALTH CENTRE GURUVAYOOR	57.11%	79.70%	52.20%	45.79%
URBAN FAMILY HEALTH CENTRE GOSAYIKUNNU	57.04%	93.90%	87.25%	63.64%
FAMILY HEALTH CENTRE VETILAPPARA	53.48%	91.43%	80.63%	73.63%
FAMILY HEALTH CENTRE METHALA	53.36%	92.83%	84.27%	88.55%
COMMUNITY HEALTH CENTRE MULLASSERY	51.31%	60.48%	0.00%	57.96%
FAMILY HEALTH CENTRE VILVATTOM	50.40%	98.28%	96.56%	88.81%
FAMILY HEALTH CENTRE PARIYARAM THRISSUR	49.12%	96.97%	85.67%	92.19%
FAMILY HEALTH CENTRE THEKKUMKARA	49.06%	95.91%	85.67%	14.63%
FAMILY HEALTH CENTRE VANIAMAPARA	48.62%	98.92%	65.53%	100.00%

3.3 e-Health Performance Indicators

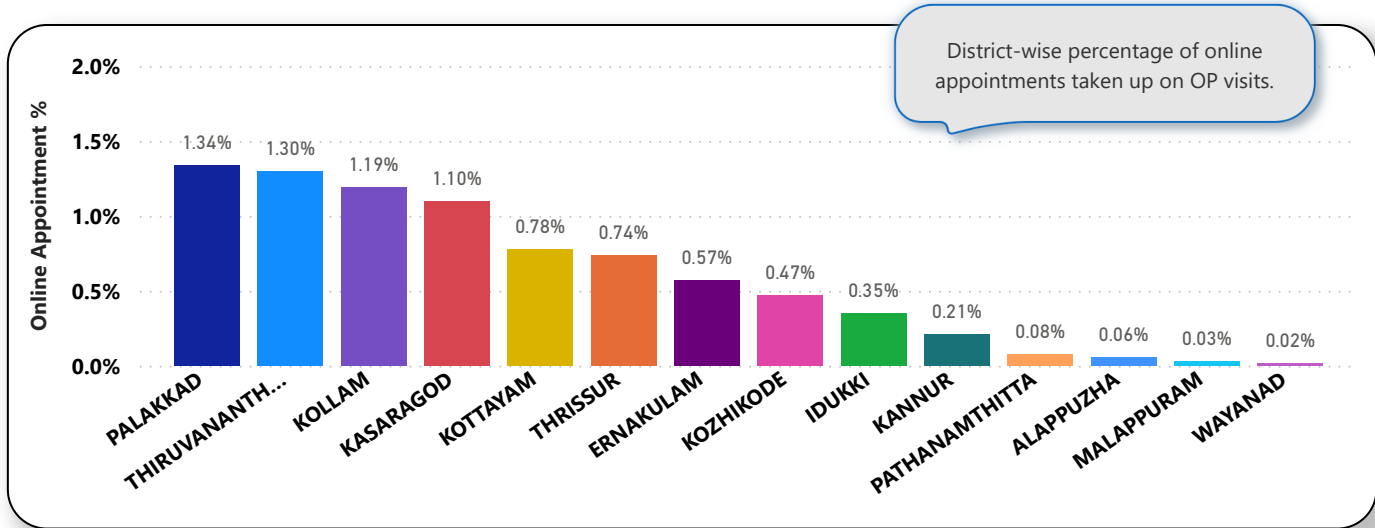
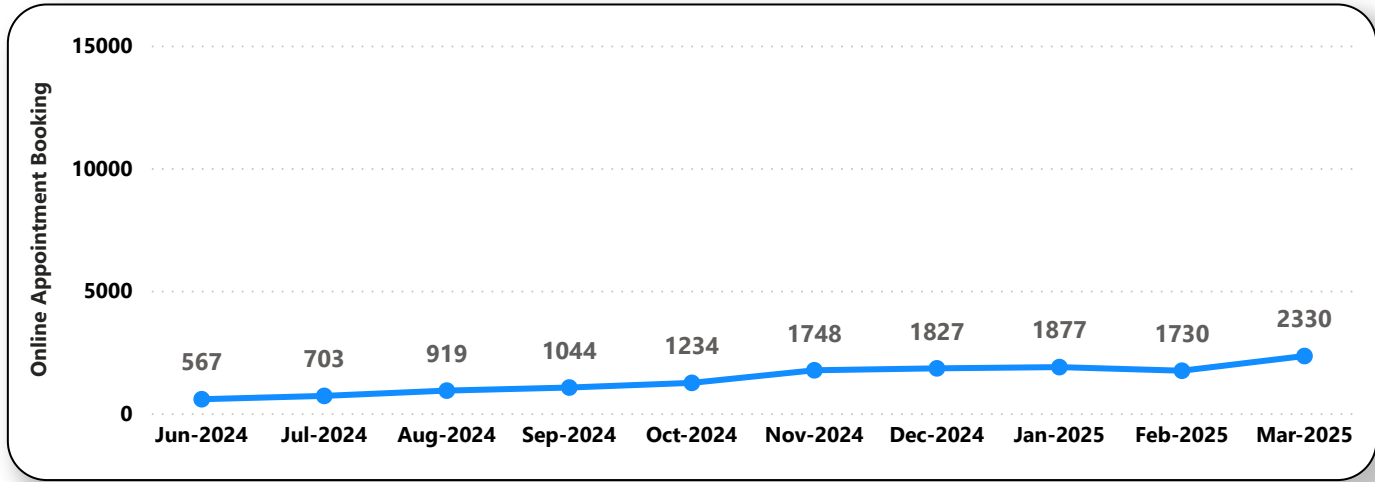
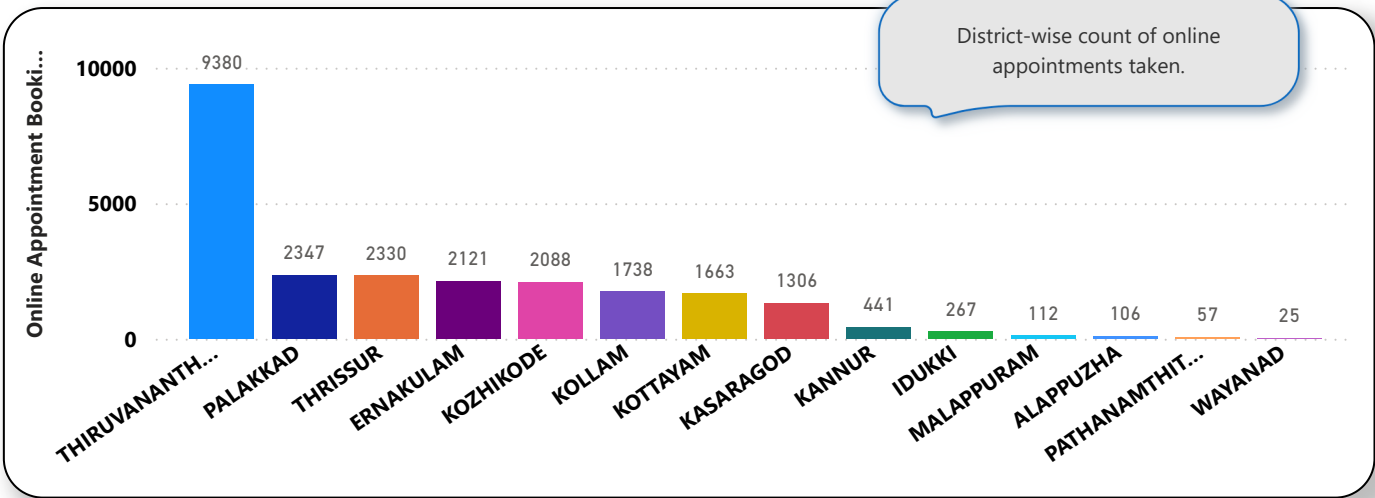
Hospital	UHID Visit %	Consultation %	Pharmacy Prescriptions %	% of Lab Orders given by Doctors
GENERAL HOSPITAL THRISSUR	6.14%	28.12%	6.27%	2.91%
FAMILY HEALTH CENTRE KAKKAD	10.34%	92.68%	78.82%	46.79%
COMMUNITY HEALTH CENTRE CHERPU	10.95%	0.20%	0.00%	0.00%
URBAN FAMILY HEALTH CENTRE PARAVATTANI	13.88%	23.38%	16.62%	77.78%
FAMILY HEALTH CENTRE MULLURKARA	15.02%	92.09%	53.12%	76.10%
TALUK HOSPITAL PUDUKAD	24.23%	59.40%	26.47%	37.77%
FAMILY HEALTH CENTRE THIRUVILWAMALA	25.83%	94.01%	70.50%	60.39%
FAMILY HEALTH CENTRE VELUR	28.68%	99.65%	89.77%	92.93%
FAMILY HEALTH CENTRE MADAKATHARA	29.80%	84.97%	60.51%	40.59%
FAMILY HEALTH CENTRE PAMBOOR	31.13%	42.39%	10.03%	0.00%
FAMILY HEALTH CENTRE MUNDUR	33.91%	90.02%	84.32%	32.92%
FAMILY HEALTH CENTRE VALLATHOL NAGAR	36.20%	65.58%	59.76%	27.81%
FAMILY HEALTH CENTRE THRIKKUR	36.69%	99.78%	84.45%	75.25%
FAMILY HEALTH CENTRE VARANDARAPPILLY	38.08%	98.69%	69.49%	33.09%
FAMILY HEALTH CENTRE PATTIKKAD	38.89%	37.06%	16.06%	0.00%
FAMILY HEALTH CENTRE PARALAM	39.88%	94.23%	78.33%	69.62%
FAMILY HEALTH CENTRE VALLACHIRA	39.93%	17.88%	17.32%	7.33%
FAMILY HEALTH CENTRE MAMBRA	40.99%	97.29%	90.19%	41.35%
FAMILY HEALTH CENTRE PARAPPUKKARA	41.43%	95.03%	91.06%	45.60%
FAMILY HEALTH CENTRE VATANAPPALLY	41.54%	0.00%	0.00%	0.00%
FAMILY HEALTH CENTRE VELLANIKKARA	41.94%	1.45%	0.91%	100.00%
FAMILY HEALTH CENTRE KONDAZH	42.59%	99.23%	91.93%	100.00%
FAMILY HEALTH CENTRE KADANGODE	44.60%	86.02%	28.81%	61.61%
FAMILY HEALTH CENTRE NADATHARA	44.82%	71.55%	65.13%	39.45%
FAMILY HEALTH CENTRE KODAKARA	46.59%	64.87%	60.31%	18.59%
FAMILY HEALTH CENTRE PUNNAYUR	47.85%	99.60%	86.17%	79.14%
FAMILY HEALTH CENTRE ALOOR	48.08%	98.75%	82.99%	60.84%
FAMILY HEALTH CENTRE VANIYAMAPARA	48.62%	98.92%	65.53%	100.00%
FAMILY HEALTH CENTRE THEKKUMKARA	49.06%	95.91%	85.67%	14.63%
FAMILY HEALTH CENTRE PARIYARAM THRISSUR	49.12%	96.97%	85.67%	92.19%
FAMILY HEALTH CENTRE VILVATTOM	50.40%	98.28%	96.56%	88.81%
COMMUNITY HEALTH CENTRE MULLASSERY	51.31%	60.48%	0.00%	57.96%
FAMILY HEALTH CENTRE METHALA	53.36%	92.83%	84.27%	88.55%
FAMILY HEALTH CENTRE VETTELAPPARA	53.48%	91.43%	80.63%	73.63%
URBAN FAMILY HEALTH CENTRE GOSAYIKUNNU	57.04%	93.90%	87.25%	63.64%
URBAN FAMILY HEALTH CENTRE GURUVAYOOR	57.11%	79.70%	52.20%	45.79%
FAMILY HEALTH CENTRE KUZHOOR	57.48%	97.95%	90.36%	100.00%
FAMILY HEALTH CENTRE POOMALA	59.83%	97.12%	82.53%	49.86%
FAMILY HEALTH CENTRE ELANAD	60.02%	97.39%	92.01%	42.26%
FAMILY HEALTH CENTRE THALIKULAM	60.22%	99.01%	81.54%	75.37%
TALUK HEADQUARTERS HOSPITAL CHAVAKKAD	60.58%	73.90%	25.83%	77.00%
FAMILY HEALTH CENTRE POYYA	60.62%	97.00%	87.21%	79.07%
FAMILY HEALTH CENTRE DESAMANGALAM	61.34%	99.92%	88.63%	61.47%
FAMILY HEALTH CENTRE MADAVANA	61.41%	99.04%	87.94%	68.94%

4. Status of Modules Usage in Hospitals

District wise status of live institutions and the count of various modules [Reception, OP Consultation, Lab, Pharmacy] started / functional.

District	Live Institutions	Reception	Consultation	Pharmacy	Lab
THIRUVANANTHAPURAM	102	96 (94%)	89 (87%)	80 (78%)	80 (78%)
ERNAKULAM	73	69 (95%)	53 (73%)	38 (52%)	36 (49%)
THRISSUR	71	71 (100%)	67 (94%)	62 (87%)	64 (90%)
KOZHIKODE	62	60 (97%)	55 (89%)	51 (82%)	52 (84%)
MALAPPURAM	61	57 (93%)	53 (87%)	47 (77%)	48 (79%)
PALAKKAD	46	44 (96%)	41 (89%)	37 (80%)	38 (83%)
KANNUR	45	42 (93%)	36 (80%)	30 (67%)	27 (60%)
KOTTAYAM	41	32 (78%)	31 (76%)	30 (73%)	28 (68%)
ALAPPUZHA	37	36 (97%)	35 (95%)	35 (95%)	30 (81%)
KOLLAM	32	32 (100%)	32 (100%)	32 (100%)	30 (94%)
WAYANAD	26	25 (96%)	23 (88%)	23 (88%)	20 (77%)
KASARAGOD	24	22 (92%)	22 (92%)	20 (83%)	15 (63%)
IDUKKI	23	23 (100%)	22 (96%)	22 (96%)	20 (87%)
PATHANAMTHITTA	20	19 (95%)	18 (90%)	18 (90%)	17 (85%)
Total	663	628 (95%)	577 (87%)	525 (79%)	505 (76%)

5. 1 Online Appointment Booking in Hospitals (except Medical Colleges)



6. eHealth Performance - Reach

Reach indicates the percentage of population availing services through eHealth. The formula used to calculate is (Number of UHID registered / Population) * 100 %.

