

1. eHealth Kerala - Vital Statistics

Hospital Type	Live Institutions
Family Health Centre	16
Primary Health Centre	4
Community Health Centre	2
General Hospital	1
Medical College Hospital	1
Taluk Headquarters Hospital	1
Urban Primary Health Centre	1
Total	26

2. eHealth - District Ranking Matrix Based on Performance of all Institutions (except Medical Colleges)

The ranking matrix showcases the performance of districts in providing eHealth services through all institutions (excluding Medical Colleges) based on six different parameters.

These parameters include:

1.

Number of institutions where the reception module is currently using.
2.

Percentage of UHID Visits.
3.

Percentage of Doctor Consultations.
4.

Percentage of Pharmacy Prescriptions by doctors.
5.

Percentage of lab orders through doctors.
6.

Number of Live Institutions.

Weightage is assigned to the percentages calculated in intervals of 10. The rank is determined based on the sum of these weightages.

The top-performing districts should aim to maintain their positions, while the average and low-performing districts should strive to reach the 'top four' league.

The ranking matrix for the current month, March 2025, along with the previous two months, is provided in the table below.

District	January	February	March
IDUKKI	1	1	1
WAYANAD	1	1	1
PALAKKAD	2	2	2
THRISSUR	3	3	3
ALAPPUZHA	3	4	4
MALAPPURAM	4	5	5
KOLLAM	5	6	6
KOZHIKODE	6	6	6
PATHANAMTHITTA	7	6	6
KANNUR	8	7	7
KASARAGOD	7	7	8
KOTTAYAM	8	8	8
THIRUVANANTHAPURAM	9	8	8
ERNAKULAM	10	9	9

- Best performing
- Average performing
- Low performing

3. eHealth - Institution Level Ranking (except Medical Colleges)

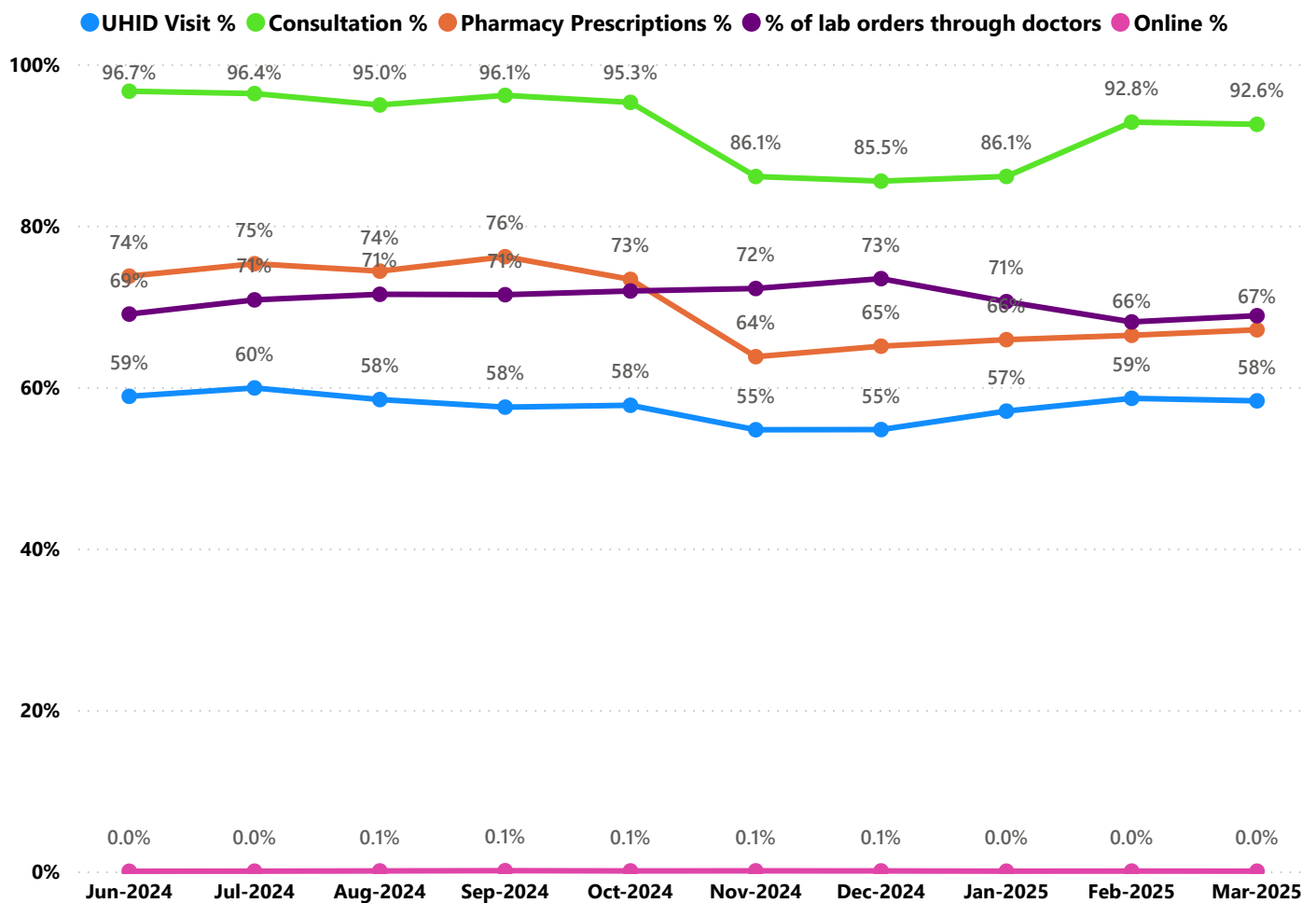
Hospital	Rank
PRIMARY HEALTH CENTRE CHULLIODE	1
FAMILY HEALTH CENTER NOOLPUZHA	2
FAMILY HEALTH CENTRE KOTTATHARA	2
FAMILY HEALTH CENTRE PADINJARATHARA	2
FAMILY HEALTH CENTRE POOTHADI	2
FAMILY HEALTH CENTRE POZHUTHANA	2
FAMILY HEALTH CENTRE THONDERNAD	2
FAMILY HEALTH CENTRE VARADOOR	2
URBAN PRIMARY HEALTH CENTRE MUNDERI	2
FAMILY HEALTH CENTRE CHETHALAYAM	3
FAMILY HEALTH CENTRE EDAVAKA	3
FAMILY HEALTH CENTRE VENGAPALLY	3
FAMILY HEALTH CENTRE AMBALAVAYAL	4
FAMILY HEALTH CENTRE VELLAMUNDA	4
PRIMARY HEALTH CENTRE KAPPUKUNNU	4
FAMILY HEALTH CENTRE CHEERAL	5
FAMILY HEALTH CENTRE APPAPARA	6
FAMILY HEALTH CENTRE MEPPADY	6
FAMILY HEALTH CENTRE VAZHAVATTA	6
COMMUNITY HEALTH CENTRE PANAMARAM	7
URBAN HEALTH WELLNESS CENTER PAYYAMPALLY	8
COMMUNITY HEALTH CENTRE THARIODE	9
M S PADMAIAH GOWDER MEMORIAL GOVERNMENT GENERAL HOSPITAL KALPETTA	10
PRIMARY HEALTH CENTRE MULLANKOLLY	11
FAMILY HEALTH CENTRE BEGUR	12
TALUK HEAD QUARTERS HOSPITAL VYTHIRI	13

3.1 eHealth Performance - Reception Module

Reception Module is considered to be functional in an institution only if the number of total visits for the month is of minimum 500.

District	Institution Count	Institutions with Reception	% of institutions with Reception
IDUKKI	23	23	100.00%
KOLLAM	32	32	100.00%
THRISSUR	71	71	100.00%
WAYANAD	25	25	100.00%
ALAPPUZHA	37	36	97.30%
KOZHIKODE	62	60	96.77%
PALAKKAD	46	44	95.65%
PATHANAMTHITTA	20	19	95.00%
ERNAKULAM	73	69	94.52%
MALAPPURAM	61	57	93.44%
KANNUR	45	42	93.33%
THIRUVANANTHAPURAM	102	94	92.16%
KASARAGOD	25	22	88.00%
KOTTAYAM	41	32	78.05%

3.2 e-Health Performance Trend



- UHID Visit % is calculated as $(UHID\ Visits / Total\ Visit) * 100$
- Consultation % is calculated as $(Doctor\ Consultation / OP\ Visits) * 100$
- Pharmacy % is calculated as $(Pharmacy\ Prescriptions / Total\ OP\ Visits) * 100$
- Lab % is calculated as $(Lab\ orders\ given\ by\ doctors / Total\ Lab\ Orders) * 100$
- Online % is calculated as $(Online\ appointments\ via\ web\ portal / Total\ OP\ Visits) * 100$

3.3 e-Health Performance Indicators

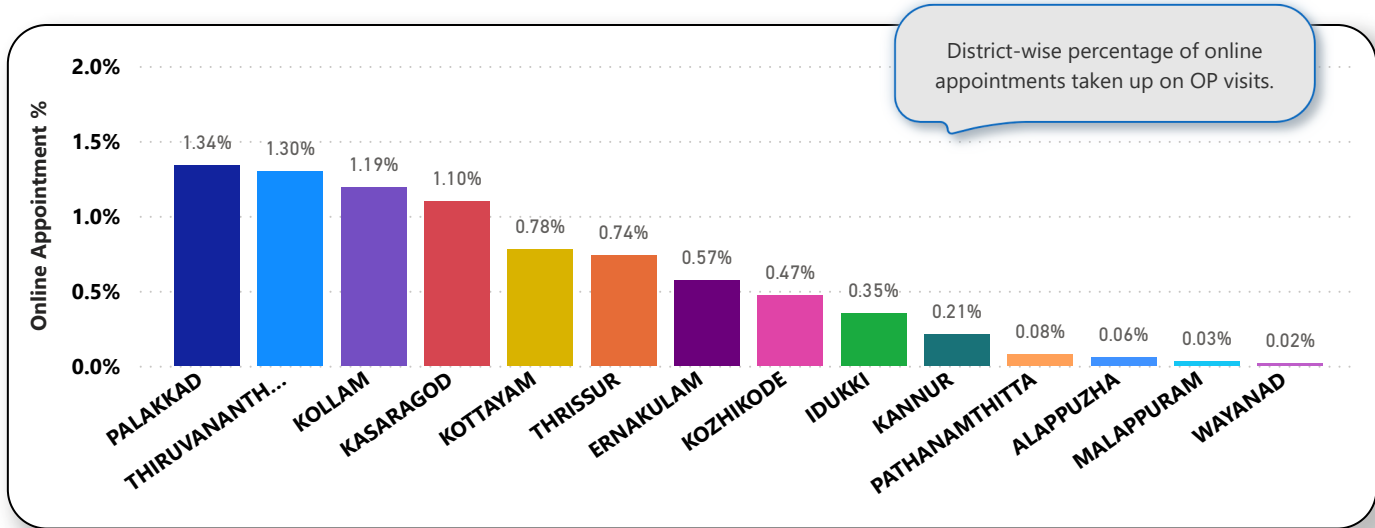
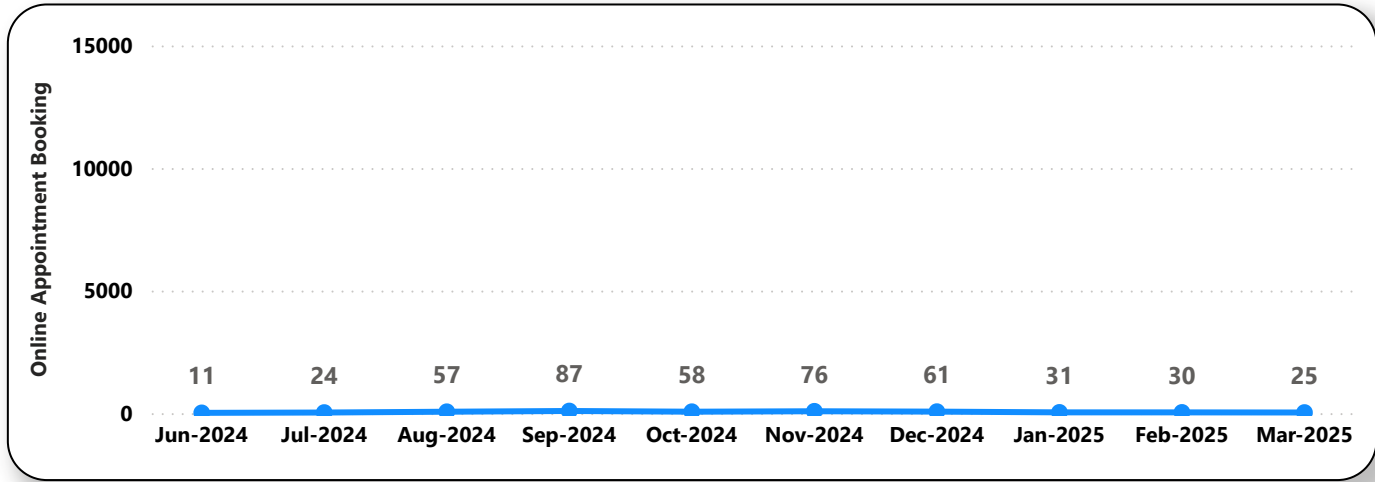
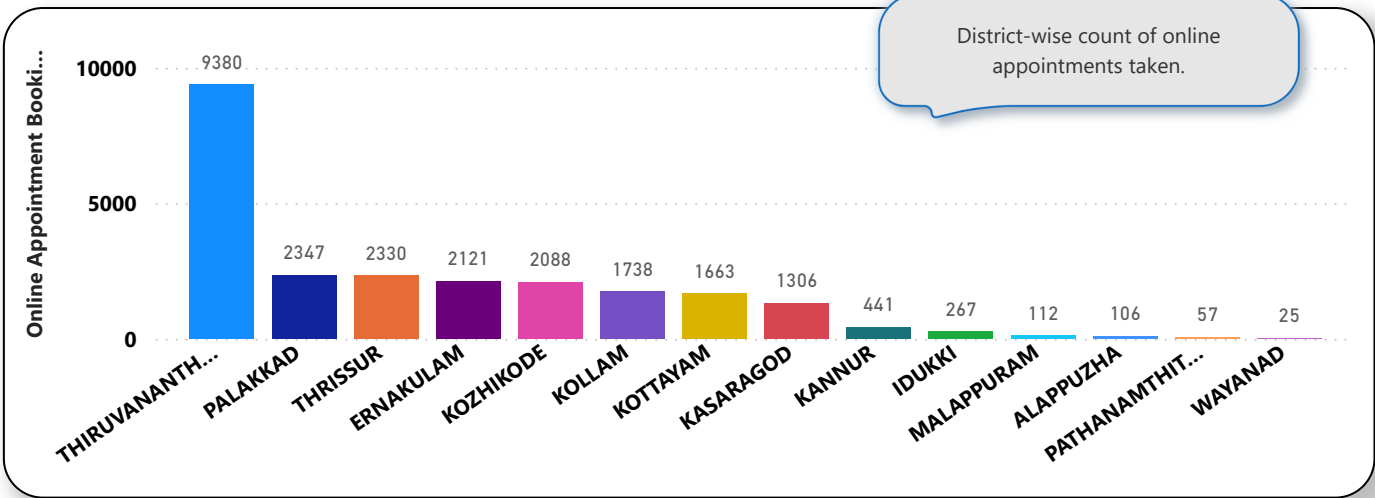
Hospital	UHID Visit %	Consultation %	Pharmacy Prescriptions %	% of Lab Orders given by Doctors
PRIMARY HEALTH CENTRE MULLANKOLLY	88.71%	0.00%	0.00%	0.00%
FAMILY HEALTH CENTER NOOLPUZHA	86.58%	98.14%	78.23%	94.46%
FAMILY HEALTH CENTRE POZHUTHANA	84.50%	98.98%	83.33%	82.61%
TALUK HEAD QUARTERS HOSPITAL VYTHIRI	84.21%	0.00%	0.00%	0.00%
FAMILY HEALTH CENTRE POOTHADI	77.36%	99.90%	87.38%	95.48%
FAMILY HEALTH CENTRE VENGAPALLY	76.68%	97.28%	88.73%	83.66%
PRIMARY HEALTH CENTRE CHULLIODE	76.28%	99.91%	95.64%	100.00%
FAMILY HEALTH CENTRE PADINJARATHARA	75.47%	96.04%	90.44%	85.44%
FAMILY HEALTH CENTRE CHEERAL	75.05%	99.30%	84.39%	65.29%
FAMILY HEALTH CENTRE CHETHALAYAM	73.73%	99.93%	85.94%	84.38%
PRIMARY HEALTH CENTRE KAPPUKUNNU	72.58%	90.44%	78.65%	81.09%
FAMILY HEALTH CENTRE VARADOOR	71.64%	99.69%	87.67%	100.00%
FAMILY HEALTH CENTRE KOTTATHARA	70.03%	99.73%	86.26%	91.57%
FAMILY HEALTH CENTRE THONDERNAD	65.95%	98.03%	92.36%	94.22%
URBAN HEALTH WELNESS CENTER PAYYAMPALLY	65.02%	99.68%	93.96%	0.00%
FAMILY HEALTH CENTRE MEPPADY	64.72%	98.39%	67.42%	75.28%
FAMILY HEALTH CENTRE EDAVAKA	63.90%	99.72%	86.51%	93.80%
FAMILY HEALTH CENTRE AMBALAVAYAL	63.02%	98.62%	88.64%	86.88%
FAMILY HEALTH CENTRE VELLAMUNDA	62.15%	98.81%	88.72%	81.45%
URBAN PRIMARY HEALTH CENTRE MUNDERI	61.75%	98.94%	91.29%	98.84%
COMMUNITY HEALTH CENTRE THARIODE	57.97%	65.75%	18.61%	92.42%
FAMILY HEALTH CENTRE APPAPARA	55.95%	79.54%	71.70%	100.00%
COMMUNITY HEALTH CENTRE PANAMARAM	53.38%	99.77%	77.99%	53.93%
M S PADMAIAH GOWDER MEMORIAL GOVERNMENT GENERAL HOSPITAL KALPETTA	35.75%	94.72%	36.14%	45.11%
FAMILY HEALTH CENTRE VAZHAVATTA	34.74%	95.63%	84.74%	88.96%
FAMILY HEALTH CENTRE BEGUR	26.48%	0.00%	0.00%	0.00%

4. Status of Modules Usage in Hospitals

District wise status of live institutions and the count of various modules [Reception, OP Consultation, Lab, Pharmacy] started / functional.

District	Live Institutions	Reception	Consultation	Pharmacy	Lab
THIRUVANANTHAPURAM	102	96 (94%)	89 (87%)	80 (78%)	80 (78%)
ERNAKULAM	73	69 (95%)	53 (73%)	38 (52%)	36 (49%)
THRISSUR	71	71 (100%)	67 (94%)	62 (87%)	64 (90%)
KOZHIKODE	62	60 (97%)	55 (89%)	51 (82%)	52 (84%)
MALAPPURAM	61	57 (93%)	53 (87%)	47 (77%)	48 (79%)
PALAKKAD	46	44 (96%)	41 (89%)	37 (80%)	38 (83%)
KANNUR	45	42 (93%)	36 (80%)	30 (67%)	27 (60%)
KOTTAYAM	41	32 (78%)	31 (76%)	30 (73%)	28 (68%)
ALAPPUZHA	37	36 (97%)	35 (95%)	35 (95%)	30 (81%)
KOLLAM	32	32 (100%)	32 (100%)	32 (100%)	30 (94%)
WAYANAD	26	25 (96%)	23 (88%)	23 (88%)	20 (77%)
KASARAGOD	24	22 (92%)	22 (92%)	20 (83%)	15 (63%)
IDUKKI	23	23 (100%)	22 (96%)	22 (96%)	20 (87%)
PATHANAMTHITTA	20	19 (95%)	18 (90%)	18 (90%)	17 (85%)
Total	663	628 (95%)	577 (87%)	525 (79%)	505 (76%)

5. 1 Online Appointment Booking in Hospitals (except Medical Colleges)



6. eHealth Performance - Reach

Reach indicates the percentage of population availing services through eHealth. The formula used to calculate is (Number of UHID registered / Population) * 100 %.

