

1. eHealth Kerala - Vital Statistics

Hospital Type	Live Institutions
Family Health Centre	490
Urban Primary Health Centre	50
Taluk Headquarters Hospital	49
Community Health Centre	43
Taluk Hospital	39
Medical College Hospital	18
General Hospital	17
District Hospital	16
Primary Health Centre	11
Specialty Hospital - Women Children	9
Public Health Laboratory	3
Specialty Hospital	3
District TB Centre	2
Empanelled Diagnostic Centre	1
Government Dispensary	1
Specialty Hospital - Child Development	1
Specialty Hospital - Pulmonary Medicine	1
Urban Health Wellness Centre	1
Total	755

2. eHealth - District Ranking Matrix Based on Performance of all Institutions (except Medical Colleges)

The ranking matrix showcases the performance of districts in providing eHealth services through all institutions (excluding Medical Colleges) based on six different parameters.

These parameters include:

1. Number of institutions where the reception module is currently using.

2. Percentage of UHID Visits.

3. Percentage of Doctor Consultations.

4. Percentage of Pharmacy Prescriptions by doctors.

5. Percentage of lab orders through doctors.

6. Number of Live Institutions.

Weightage is assigned to the percentages calculated in intervals of 10. The rank is determined based on the sum of these weightages.

The top-performing districts should aim to maintain their positions, while the average and low-performing districts should strive to reach the 'top four' league.

The ranking matrix for the current month, May 2025, along with the previous two months, is provided in the table below.

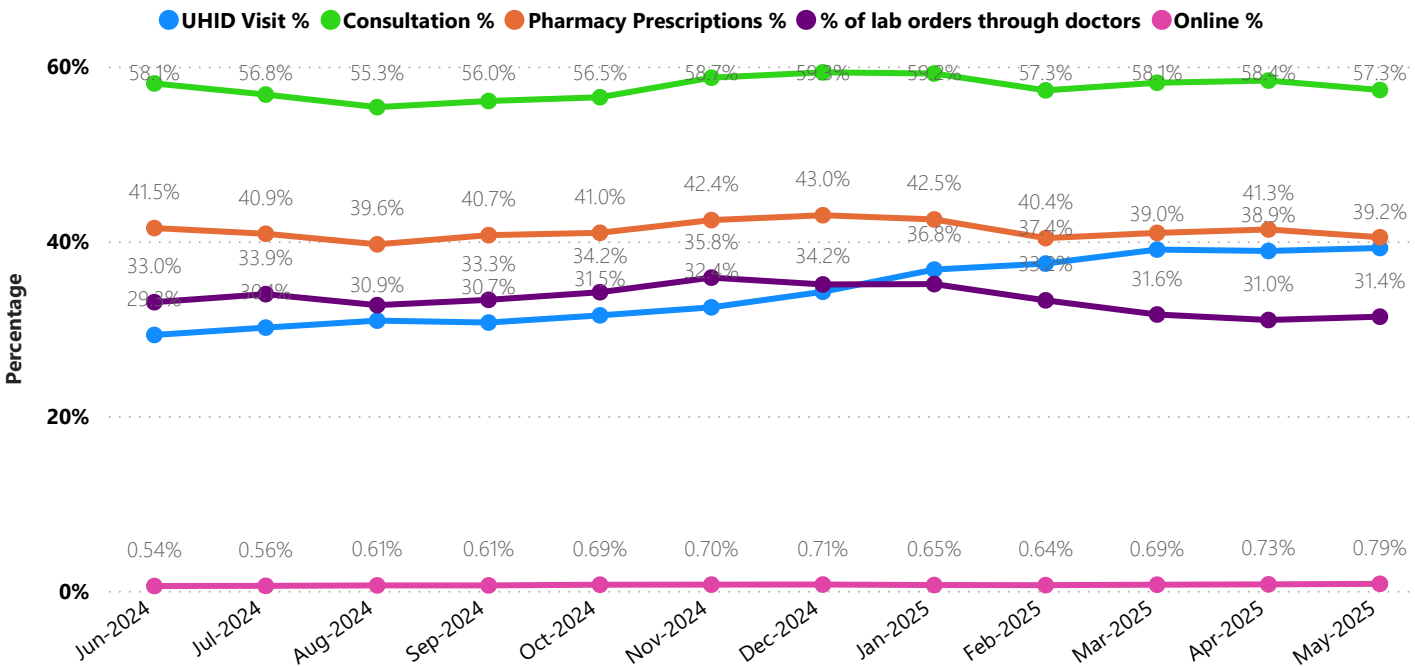
District	March	April	May
IDUKKI	1	1	1
WAYANAD	1	2	2
THRISSUR	3	3	3
PALAKKAD	2	4	4
ALAPPUZHA	4	4	5
KOZHIKODE	6	5	6
MALAPPURAM	5	5	7
KOLLAM	6	6	8
KASARAGOD	8	9	9
PATHANAMTHITTA	6	6	9
THIRUVANANTHAPURAM	8	8	9
KANNUR	7	9	10
KOTTAYAM	8	7	10
ERNAKULAM	9	9	11

- Best performing

Average performing

Low performing

3. eHealth - State Performance Trend (except Medical Colleges)



3. eHealth - Institution Level Ranking (except Medical Colleges)

Hospital	State Rank
FAMILY HEALTH CENTRE ARTHAT	1
FAMILY HEALTH CENTRE ENGANDIYUR	1
FAMILY HEALTH CENTRE PURAKKAD	1
FAMILY HEALTH CENTRE THAIKKAD	1
FAMILY HEALTH CENTRE THOTTAPPALLY	1
FAMILY HEALTH CENTRE VAZHOOOR	1
FAMILY HEALTH CENTRE BRAHMAMANGALAM	2
FAMILY HEALTH CENTRE ENNAPPARA	2
FAMILY HEALTH CENTRE KALLARA	2
FAMILY HEALTH CENTRE KARTHIKAPPALLY	2
Family Health Centre Kavassery	2
Family Health Centre Keralassery	2
Family Health Centre Kizhakkencherry	2
FAMILY HEALTH CENTRE KODIKULAM	2
family Health Centre Kuthanur	2
FAMILY HEALTH CENTRE MOONNILAVU	2
Family Health Centre Ozhalapathy	2
FAMILY HEALTH CENTRE POOMANGALAM	2
FAMILY HEALTH CENTRE PUNNAPRA NORTH	2
FAMILY HEALTH CENTRE WEST KALLADA	3
FAMILY HEALTH CENTRE ARATTUPUZHA	3
FAMILY HEALTH CENTRE BISON VALLEY	3
FAMILY HEALTH CENTRE CHETHALAYAM	3
FAMILY HEALTH CENTRE EDAVILANGU	3
FAMILY HEALTH CENTRE EZHUKONE	3
FAMILY HEALTH CENTRE KARIMANNOOR	3
FAMILY HEALTH CENTRE KARIMKUNNAM	3
FAMILY HEALTH CENTRE KUDAYATHUR	3
FAMILY HEALTH CENTRE KUMBADAJE	3
FAMILY HEALTH CENTRE KURUPPANTHARA	3
FAMILY HEALTH CENTRE MANNUR	3
FAMILY HEALTH CENTRE MEENACHIL	3
FAMILY HEALTH CENTRE MELILA	3
FAMILY HEALTH CENTRE PARASSINIKADAVU	3
FAMILY HEALTH CENTRE PERUMBALAM	3
FAMILY HEALTH CENTRE PERUVANTHANAM	3
FAMILY HEALTH CENTRE PULIKKAL	3
FAMILY HEALTH CENTRE	3

Hospital	State Rank
BLOCK FAMILY HEALTH CENTRE THIRUVALI	47
COMMUNITY HEALTH CENTRE KURATHIKAD	47
FAMILY HEALTH CENTRE AYMANAM	47
FAMILY HEALTH CENTRE CHELLANAM	47
FAMILY HEALTH CENTRE EDATHALA	47
FAMILY HEALTH CENTRE EDAVAKA	47
FAMILY HEALTH CENTRE KALLIASSERY	47
FAMILY HEALTH CENTRE KARUKACHAL	47
FAMILY HEALTH CENTRE KOODALI	47
FAMILY HEALTH CENTRE KOOTTAYI	47
Family Health Centre Kottopadam	47
FAMILY HEALTH CENTRE MEENADOM	47
FAMILY HEALTH CENTRE NARATH	47
FAMILY HEALTH CENTRE THAZHEKKODE	47
FAMILY HEALTH CENTRE VANIYAMAPARA	47
FAMILY HEALTH CENTRE VATTAMKULAM	47
FAMILY HEALTH CENTRE VELI	47
TALUK HEAD QUARTERS HOSPITAL MALAYINKEEZHU	47
TALUK HEAD QUARTERS HOSPITAL MALLAPPALLY	47
TALUK HEAD QUARTERS HOSPITAL PARASSALA	47
TALUK HEAD QUATERS HOSPITAL BEDADKA	47
TALUK HEADQUARTERS HOSPITAL KURAVILANGAD	47
TALUK HEADQUARTERS HOSPITAL PULINCUNNU	47
TALUK HOSPITAL ANGAMALY	47
Taluk Hospital Elappully	47
TALUK HOSPITAL IRIKKUR	47
TALUK HOSPITAL KUNDARA	47
TALUK HOSPITAL MAHARAJAS HOSPITAL KARUVELIPPADI	47
TALUK HOSPITAL NARAKKAL	47
TALUK HOSPITAL NEENDAKARA	47
TALUK HOSPITAL PANOOR	47
TALUK HOSPITAL PAZHAYANGADI	47
TALUK HOSPITAL PERAVOOR	47
TALUK HOSPITAL PERINGOME	47
TALUK HOSPITAL PUTHENVELIKARA	47
Family Health Centre Pattithara	46

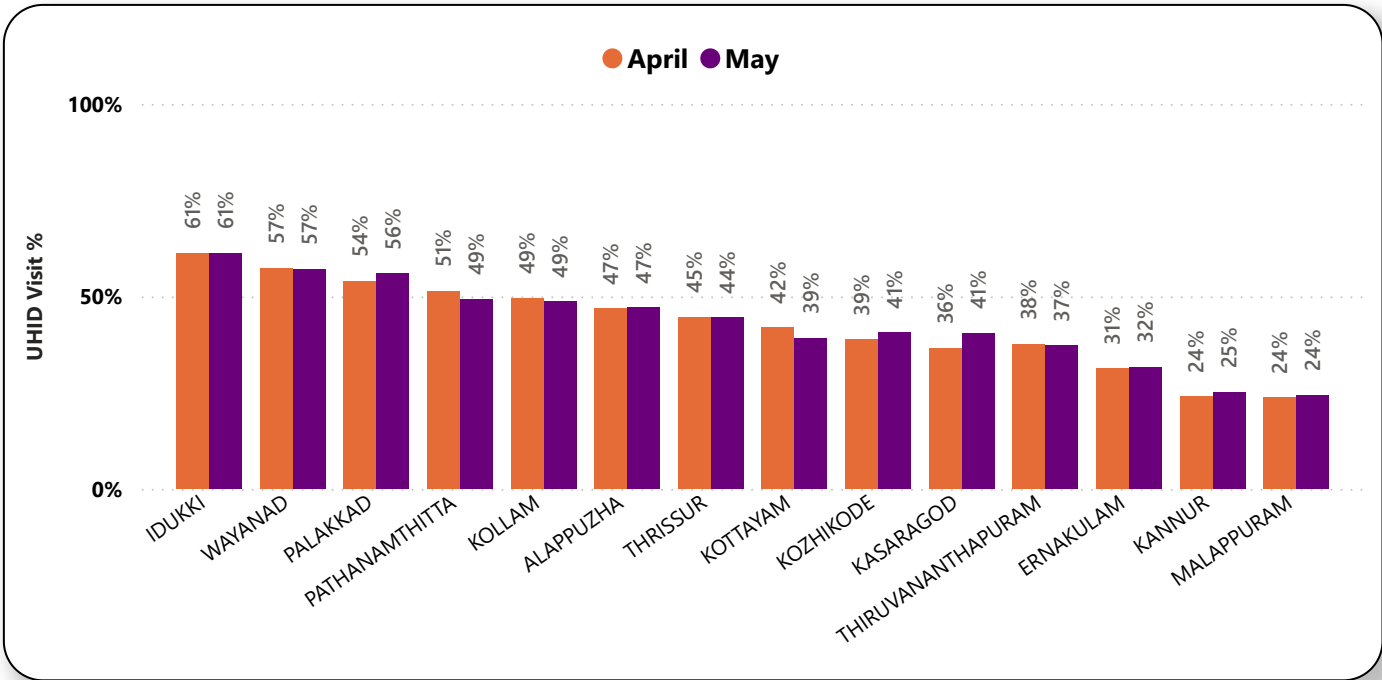
3.1 eHealth Performance - Reception Module

Reception Module is considered to be functional in an institution only if the number of total visits for the month is of minimum 500. The live institution count excludes CCRC and PH labs.

District	Live Institutions	Institutions with Reception	% of institutions with Reception
KOZHIKODE	64	61	95%
THIRUVANANTHAPURAM	104	97	93%
THRISSUR	77	69	90%
KASARAGOD	29	25	86%
WAYANAD	28	24	86%
KOTTAYAM	41	35	85%
ERNAKULAM	81	69	85%
IDUKKI	27	23	85%
MALAPPURAM	63	53	84%
ALAPPUZHA	44	36	82%
PALAKKAD	53	43	81%
PATHANAMTHITTA	26	20	77%
KANNUR	53	40	75%
KOLLAM	42	31	74%
Total	732	626	86%

3.2 e-Health Performance - UHID Visits

UHID Visit % is calculated as (UHID Visits / Total Visit) *100



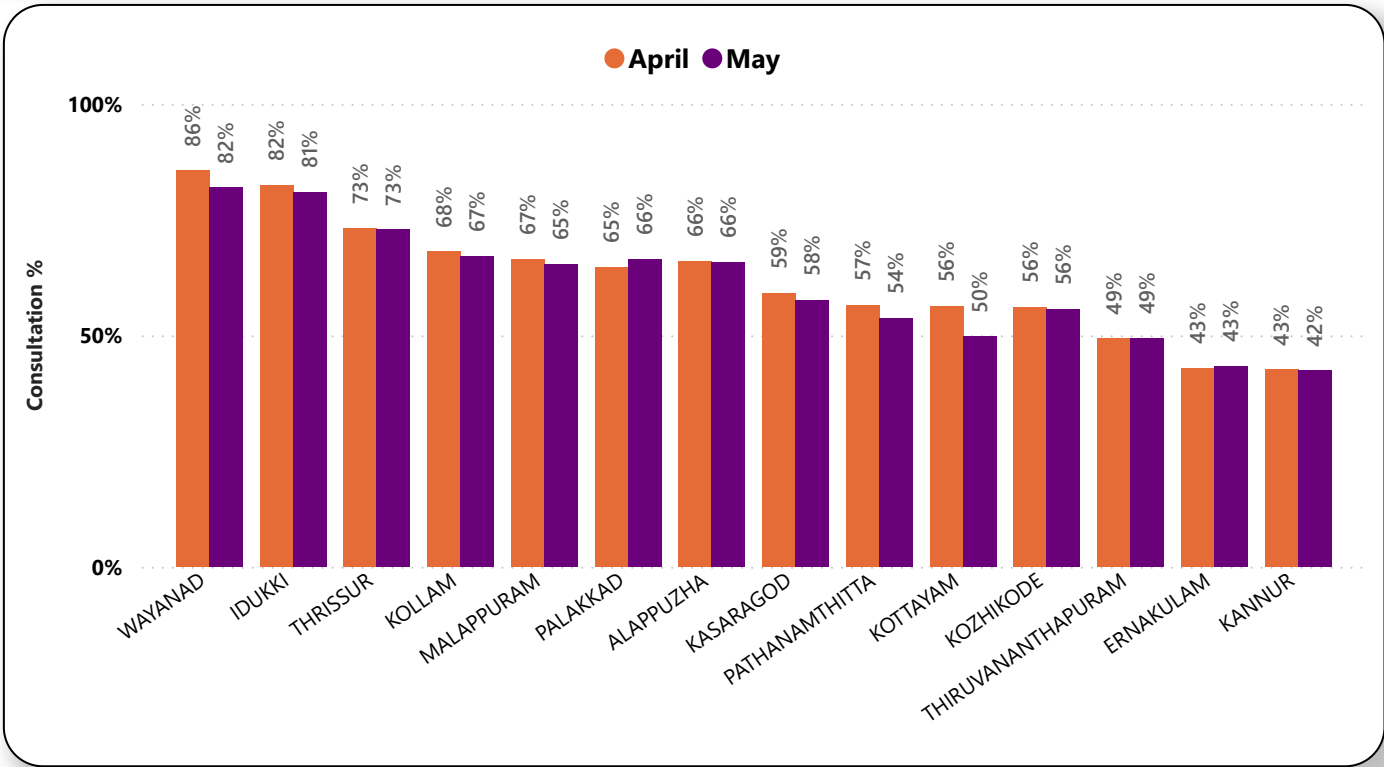
Institutions based on UHID Visits

Hospital	UHID Visit %
TALUK HEADQUARTERS HOSPITAL KODUNGALLUR	100.00%
FAMILY HEALTH CENTRE VAZHOOR	99.87%
FAMILY HEALTH CENTRE THOTTAPPALLY	99.68%
Family Health Centre Anakkatty	98.64%
Family Health Centre Kavassery	98.02%
A A RAHIM MEMORIAL DISTRICT HOSPITAL KOLLAM	96.99%
FAMILY HEALTH CENTRE ANAKUDY	96.89%
FAMILY HEALTH CENTRE THAIKKAD	95.51%
FAMILY HEALTH CENTRE PURAKKAD	93.12%
FAMILY HEALTH CENTRE ARTHAT	91.49%
FAMILY HEALTH CENTRE UMMANNOOR	91.49%
FAMILY HEALTH CENTRE ENGANDIYUR	91.22%
FAMILY HEALTH CENTRE MUNAMBAM	90.88%
Family Health Centre Keralassery	89.73%
FAMILY HEALTH CENTRE VETTAKKAL	89.51%

Hospital	UHID Visit %
BLOCK FAMILY HEALTH CENTRE THIRUVALI	0.00%
COMMUNITY HEALTH CENTRE KURATHIKAD	0.00%
FAMILY HEALTH CENTRE AYMANAM	0.00%
FAMILY HEALTH CENTRE CHELLANAM	0.00%
FAMILY HEALTH CENTRE EDATHALA	0.00%
FAMILY HEALTH CENTRE EDAVAKA	0.00%
FAMILY HEALTH CENTRE KALLIASSERY	0.00%
FAMILY HEALTH CENTRE KARUKACHAL	0.00%
FAMILY HEALTH CENTRE KOODALI	0.00%
FAMILY HEALTH CENTRE KOOTTAYI	0.00%
Family Health Centre Kottopadam	0.00%
FAMILY HEALTH CENTRE MEENADOM	0.00%
FAMILY HEALTH CENTRE NARATH	0.00%
FAMILY HEALTH CENTRE THAZHEKKODE	0.00%
FAMILY HEALTH CENTRE VANIYAMAPARA	0.00%
FAMILY HEALTH CENTRE VATTAMKULAM	0.00%

3.3 e-Health Performance - Doctor Consultation

Consultation % is calculated as (Doctor Consultation / OP Visits) *100



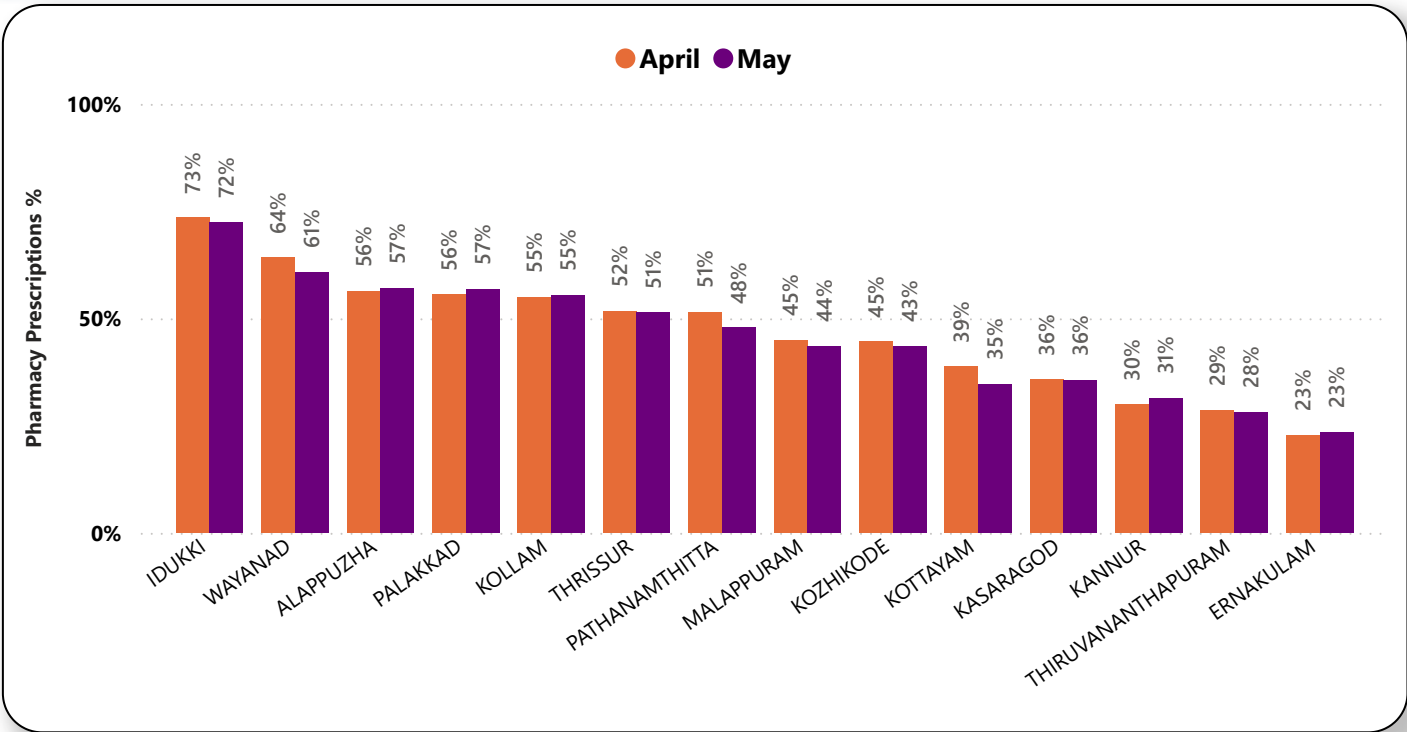
Doctor Consultation Percentage in all Institutions

Hospital	Doctor Consultation %
FAMILY HEALTH CENTRE EROOR	100.00%
FAMILY HEALTH CENTRE KUMBADAJE	100.00%
FAMILY HEALTH CENTRE POTHUKAL	99.98%
Family Health Centre Adakkaputhur	99.96%
FAMILY HEALTH CENTRE BHARANIKAVU	99.96%
FAMILY HEALTH CENTRE VARADOOR	99.96%
FAMILY HEALTH CENTRE ARTHAT	99.95%
FAMILY HEALTH CENTRE THIRUNAVAYA	99.94%
PRIMARY HEALTH CENTRE VELLAYANI	99.94%
FAMILY HEALTH CENTRE AMACHAL NEW	99.93%
FAMILY HEALTH CENTRE CHELEMBRA	99.92%
FAMILY HEALTH CENTRE VAZHOOR	99.91%
FAMILY HEALTH CENTRE VENKITANGU	99.91%
Family Health Centre Kavassery	99.90%

Hospital	Doctor Consultation %
A A RAHIM MEMORIAL DISTRICT HOSPITAL KOLLAM	0.00%
BLOCK FAMILY HEALTH CENTRE THIRUVALI	0.00%
COMMUNITY HEALTH CENTRE KODUVALLY	0.00%
COMMUNITY HEALTH CENTRE KUMARAKOM	0.00%
COMMUNITY HEALTH CENTRE KURATHIKAD	0.00%
COMMUNITY HEALTH CENTRE MULLASSERY	0.00%
COMMUNITY HEALTH CENTRE POOTHOTTA	0.00%
COMMUNITY HEALTH CENTRE VALAYAM	0.00%
COMMUNITY HEALTH CENTRE VELLANAD	0.00%
DISTRICT HOSPITAL CHENGANNIUR	0.00%

3.4 e-Health Performance - Pharmacy Usage

Pharmacy % is calculated as (Pharmacy Prescriptions/ Total OP Visits) *100



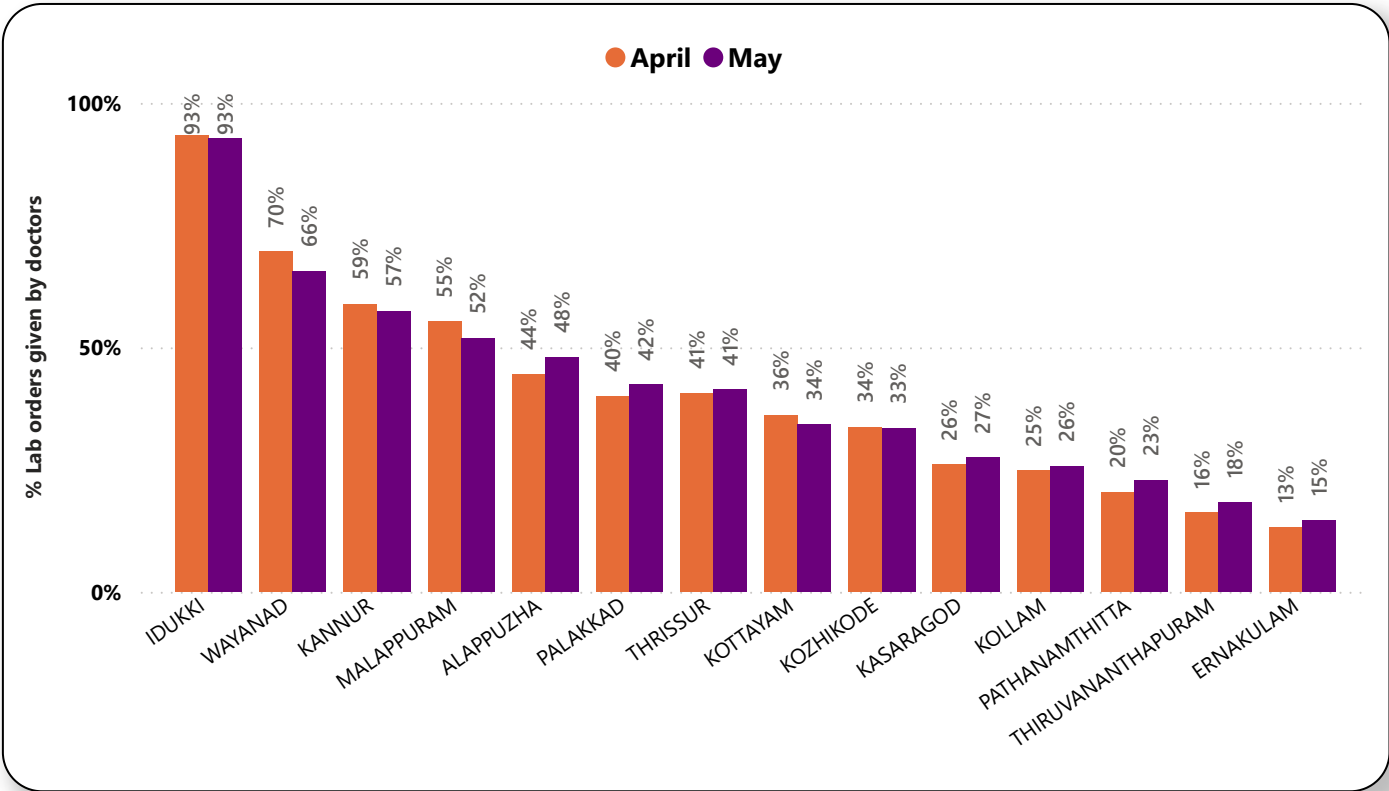
Pharmacy Usage in all Institutions

Hospital	Pharmacy Usage %
FAMILY HEALTH CENTRE BRAHMAMANGALAM	100.00%
FAMILY HEALTH CENTRE MELILA	100.00%
FAMILY HEALTH CENTRE PAIPPAD	100.00%
FAMILY HEALTH CENTRE PARAMPUZHA	100.00%
FAMILY HEALTH CENTRE THOTTAPPALLY	100.00%
FAMILY HEALTH CENTRE UDAYANAPURAM	100.00%
FAMILY HEALTH CENTRE VELIYANNOOR	100.00%
FAMILY HEALTH CENTRE VELLAVOOR	100.00%
FAMILY HEALTH CENTRE KALLARA	99.83%
FAMILY HEALTH CENTRE PURAKKAD	99.78%
FAMILY HEALTH CENTRE METHALA	99.48%
FAMILY HEALTH CENTRE MANARCAD	99.13%
FAMILY HEALTH CENTRE SREENARAYANAPURAM	98.96%
FAMILY HEALTH CENTRE ARTHAT	98.81%
UDIPAN PRIMARY HEALTH CENTRE	98.71%

Hospital	Pharmacy Usage %
A A RAHIM MEMORIAL DISTRICT HOSPITAL KOLLAM	0.00%
BLOCK FAMILY HEALTH CENTRE THIRUVALI	0.00%
COMMUNITY HEALTH CENTRE PATTIAM	0.00%
COMMUNITY HEALTH CENTRE KODUVALLY	0.00%
COMMUNITY HEALTH CENTRE KUMARAKOM	0.00%
COMMUNITY HEALTH CENTRE KURATHIKAD	0.00%
COMMUNITY HEALTH CENTRE MULLASSERY	0.00%
COMMUNITY HEALTH CENTRE POOTHOTTA	0.00%
COMMUNITY HEALTH CENTRE VALAYAM	0.00%
COMMUNITY HEALTH CENTRE VELLANAD	0.00%
DISRICT HOSPITAL CHENGANNUR	0.00%

3.5 e-Health Performance - Lab Usage

Lab % is calculated as (Lab orders given by doctors / Total Lab Orders) *100



Lab Usage in all Institutions

Hospital	Lab Usage %
ATTAPPADY TRIBAL TALUK SPECIALITY HOSPITAL	100.00%
COMMUNITY HEALTH CENTRE PATTIAM	100.00%
COMMUNITY HEALTH CENTRE ANCHUTHENGU	100.00%
COMMUNITY HEALTH CENTRE CHENGAMANAD	100.00%
COMMUNITY HEALTH CENTRE MUTHUKULAM	100.00%
COMMUNITY HEALTH CENTRE PAIKA	100.00%
COMMUNITY HEALTH CENTRE VENPAKAL	100.00%
DISTRICT HOSPITAL KANHANGAD	100.00%
EK NAYANAR MEMORIAL GOVT. WOMEN AND CHILDREN HOSPITAL MANGATTUPARAMBA	100.00%
FAMILY HEALTH CENTRE WEST KALLADA	100.00%
FAMILY HEALTH CENTRE APPAPARA	100.00%
FAMILY HEALTH CENTRE BEYPORE	100.00%

Hospital	Lab Usage %
A A RAHIM MEMORIAL DISTRICT HOSPITAL KOLLAM	0.00%
BLOCK FAMILY HEALTH CENTRE THIRUVALI	0.00%
CHEST DISEASES HOSPITAL PULAYANARKOTTAH	0.00%
COMMUNITY HEALTH CENTRE CHERPU	0.00%
COMMUNITY HEALTH CENTRE KODUVALLY	0.00%
COMMUNITY HEALTH CENTRE KUMARAKOM	0.00%
COMMUNITY HEALTH CENTRE KURATHIKAD	0.00%
COMMUNITY HEALTH CENTRE MULLASSERY	0.00%
COMMUNITY HEALTH CENTRE POOTHOTTA	0.00%
COMMUNITY HEALTH CENTRE VALAYAM	0.00%
COMMUNITY HEALTH CENTRE VELLANAD	0.00%
DISRICT HOSPITAL CHENGANNUR	0.00%
DISTRICT HOSPITAL NILAMBUR	0.00%
DISTRICT HOSPITAL ALUVA	0.00%

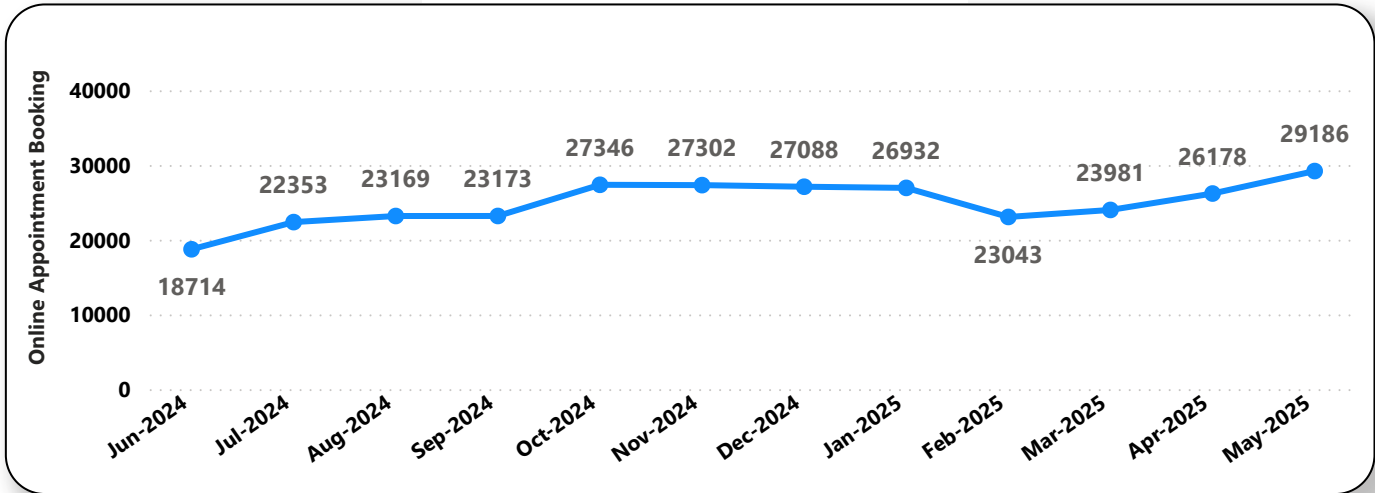
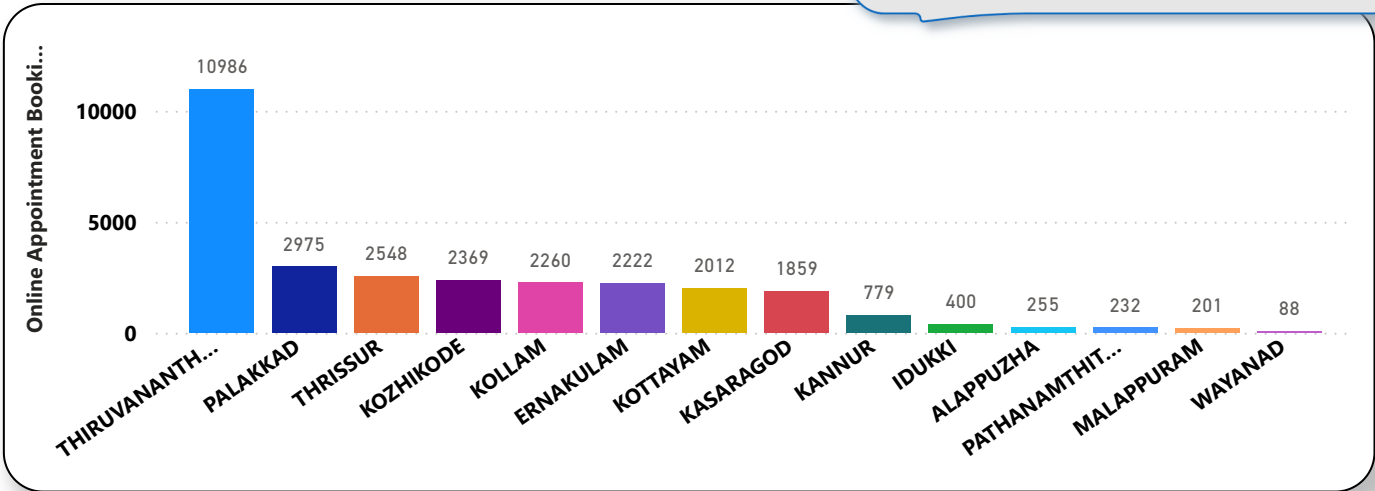
4. Status of Modules Usage in Hospitals

District wise status of live institutions and the count of various modules [Reception, OP Consultation, Lab, Pharmacy] started / functional.

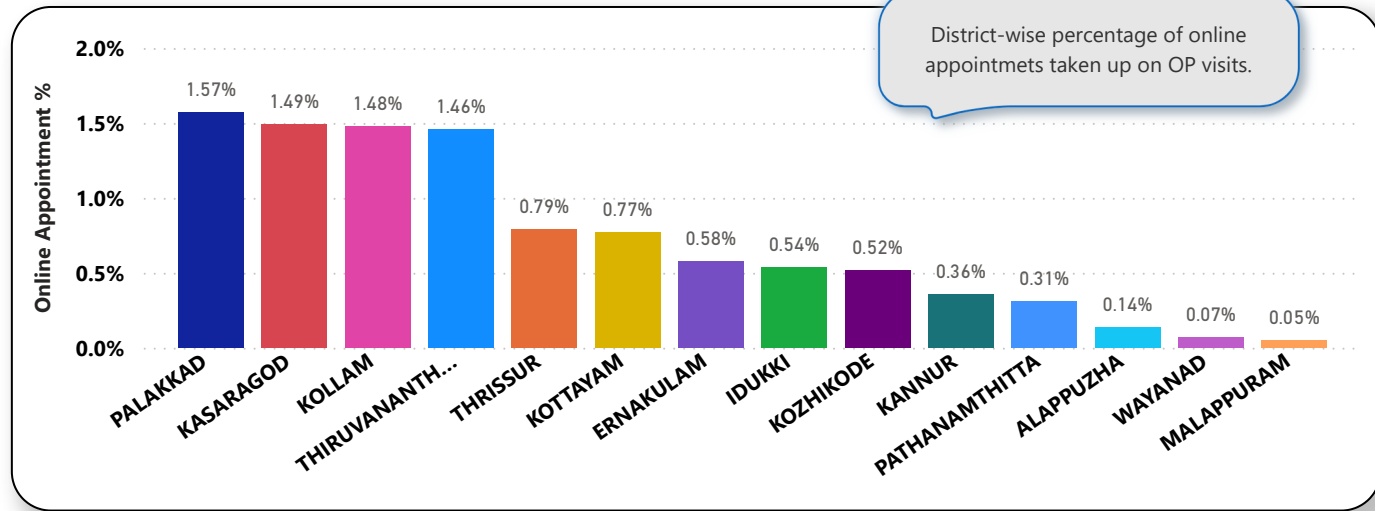
District	Live Institutions	Reception	Consultation	Pharmacy	Lab
THIRUVANANTHAPURAM	104	97 (93%)	91 (88%)	78 (75%)	78 (75%)
ERNAKULAM	81	69 (85%)	55 (68%)	38 (47%)	39 (48%)
THRISSUR	77	69 (90%)	67 (87%)	64 (83%)	65 (84%)
KOZHIKODE	64	61 (95%)	57 (89%)	55 (86%)	53 (83%)
MALAPPURAM	63	53 (84%)	50 (79%)	46 (73%)	42 (67%)
KANNUR	53	40 (75%)	34 (64%)	30 (57%)	27 (51%)
PALAKKAD	53	43 (81%)	42 (79%)	38 (72%)	39 (74%)
ALAPPUZHA	44	36 (82%)	35 (80%)	35 (80%)	32 (73%)
KOLLAM	42	31 (74%)	31 (74%)	31 (74%)	29 (69%)
KOTTAYAM	41	35 (85%)	34 (83%)	31 (76%)	30 (73%)
KASARAGOD	29	25 (86%)	21 (72%)	19 (66%)	16 (55%)
WAYANAD	28	24 (86%)	21 (75%)	21 (75%)	20 (71%)
IDUKKI	27	23 (85%)	22 (81%)	22 (81%)	20 (74%)
PATHANAMTHITTA	26	20 (77%)	17 (65%)	16 (62%)	14 (54%)
Total	732	626 (86%)	577 (79%)	524 (72%)	504 (69%)

5. 1 Online Appointment Booking in Hospitals (except Medical Colleges)

District-wise count of online appointments taken.



District-wise percentage of online appointments taken up on OP visits.



6. eHealth Performance - Reach

Reach indicates the percentage of population availing services through eHealth. The formula used to calculate is (Number of UHID registered / Population) * 100 %.

