

1. eHealth Kerala - Vital Statistics

Hospital Type	Live Institutions
Family Health Centre	527
Urban Health Wellness Centre	140
Urban Primary Health Centre	99
Community Health Centre	58
Taluk Headquarters Hospital	49
Taluk Hospital	38
Primary Health Centre	28
Block Family Health Centre	20
Medical College Hospital	19
General Hospital	17
District Hospital	16
Specialty Hospital - Women Children	9
District TB Centre	4
Specialty Hospital	4
Public Health Laboratory	3
Empanelled Diagnostic Centre	1
Government Dispensary	1
Specialty Hospital - Child Development	1
Specialty Hospital - Pulmonary Medicine	1
Urban Community Health Centre	1
Urban Health Centre	1
Total	1037

2. Highlights



1. eHealth was rolled out in 81 new institutions during November 2025. Out of these, 71 institutions had only Reception/Advance Appointment services initiated in the month of November 2025.

2. In November, out of 1,013 institutions, 711 institutions provided all services, while 302 institutions offered only Reception and Advance Appointment services.

3. Idukki remains the top-ranked district in eHealth service delivery across all DHS and NHM institutions, excluding those that offer only Reception/Advance Appointment services. Wayanad has consistently held the second position for the past three months.

4. Idukki district recorded the highest percentage of UHID visits (61%), followed by Wayanad (57%).

5. Wayanad district recorded the highest percentage of doctor consultations (89%), followed by Idukki (83%) and Thrissur (76%).

6. Highest percentage of Pharmacy Usage was recorded in Idukki district(74%).

7. Palakkad district continues to rank first in the district-wise percentage of online appointments for OP visits, followed by Kasaragod and Thiruvananthapuram.



1. Ernakulam district ranks last in eHealth service delivery across all DHS and NHM institutions, excluding those that offer only Reception/Advance Appointment services.

2. Lowest percentage of UHID Visits was recorded in Kannur and Malappuram district (30%).

3. Kannur district recorded the lowest percentage of doctor consultations (41%), followed by Ernakulam (48%).

4. Lowest percentage of Pharmacy Usage was recorded in Kannur and Thiruvananthapuram district(30%).

5. Wayanad district is in the last position in the district wise percentage of online appointments taken up on op visits followed by Malappuram.

6. Out of 711 DHS and NHM institutions providing all services, 674 institutions have started using the Reception module, and 617 of them have also started using the Consultation module.

2. eHealth - District Ranking Matrix Based on Performance of all Institutions (except Medical Colleges)

The ranking matrix showcases the performance of districts in providing eHealth services through all institutions (excluding Medical Colleges) based on six different parameters.

These parameters include:

1. Percentage of institutions where the reception module is currently using (except institution started with VPN)

2. Percentage of UHID Visits.

3. Percentage of Doctor Consultations.

4. Percentage of Pharmacy Prescriptions by doctors.

5. Percentage of lab orders by doctors.

6. Percentage of Live Institutions.

Weightage is assigned to the percentages calculated in intervals of 10. The rank is determined based on the sum of these weightages.

The top-performing districts should aim to maintain their positions, while the average and low-performing districts should strive to reach the 'top four' league.

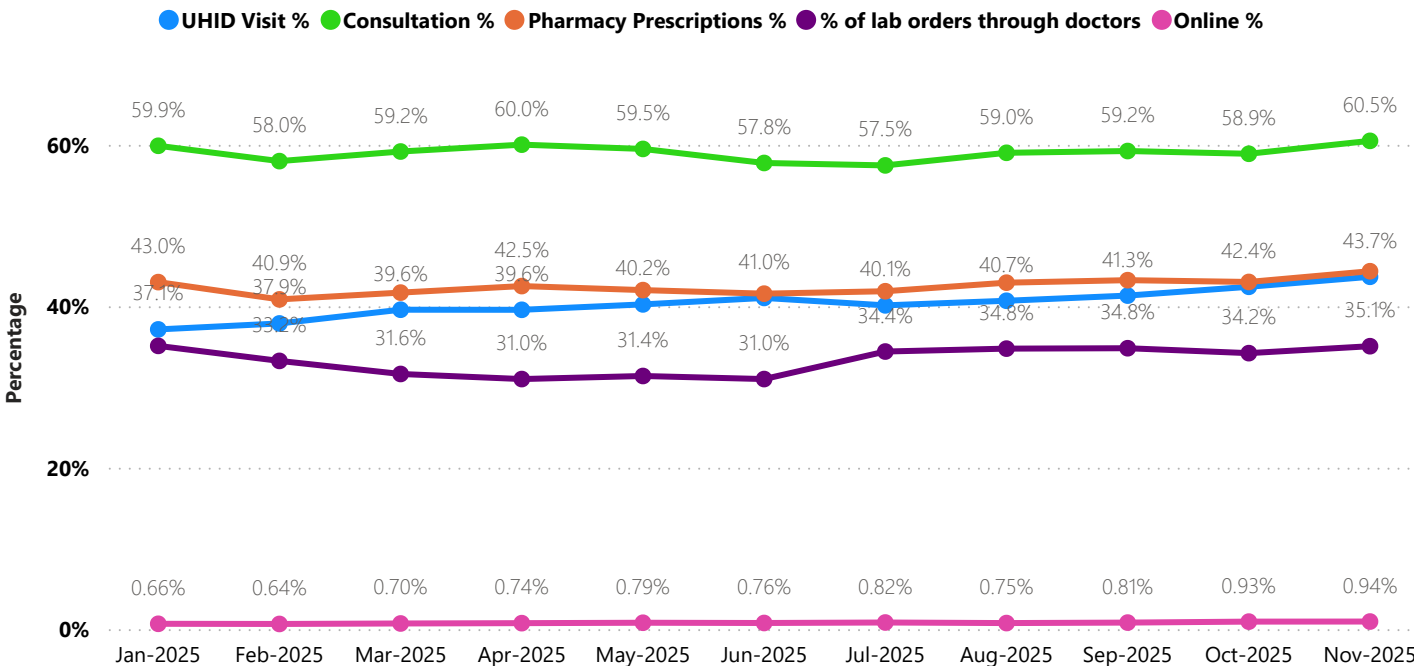
The ranking matrix for the current month, November 2025, along with the previous two months, is provided in the table below.

District	September	October	November
IDUKKI	1	1	1
WAYANAD	2	2	2
ALAPPUZHA	5	4	3
MALAPPURAM	4	3	4
THRISSUR	5	3	4
PALAKKAD	3	4	5
KOLLAM	8	7	6
KOZHIKODE	4	5	6
THIRUVANANTHAPURAM	6	7	7
KASARAGOD	4	6	8
KOTTAYAM	8	7	8
PATHANAMTHITTA	7	7	8
KANNUR	10	8	9
ERNAKULAM	9	8	10

- Best performing
- Average performing
- Low performing

**NB:** Institutions started via VPN (Reception/Advanced Appointment started)are not considered in the rank and usage calculations.

3. eHealth - State Performance Trend (except Medical Colleges)



3. eHealth - Institution Level Ranking (except Medical Colleges)

Hospital	State Rank
FAMILY HEALTH CENTRE ARTHAT	1
FAMILY HEALTH CENTRE ENGANDIYUR	1
Family Health Centre Kavassery	1
FAMILY HEALTH CENTRE MEENACHIL	1
FAMILY HEALTH CENTRE PURAKKAD	1
FAMILY HEALTH CENTRE THAIKKAD	1
FAMILY HEALTH CENTRE THOTTAPPALLY	1
FAMILY HEALTH CENTRE VAZHOOR	1
FAMILY HEALTH CENTRE VETTAKKAL	1
FAMILY HEALTH CENTRE WEST KALLADA	2
Family Health Centre Anakkatty	2
FAMILY HEALTH CENTRE BISON VALLEY	2
FAMILY HEALTH CENTRE CHERUVATTOOR	2
FAMILY HEALTH CENTRE EDAVILANGU	2
FAMILY HEALTH CENTRE ENNAPPARA	2
FAMILY HEALTH CENTRE KARTHIKAPPALLY	2
Family Health Centre Keralassery	2
FAMILY HEALTH CENTRE KODIKULAM	2
FAMILY HEALTH CENTRE KURUPPANTHARA	2
family Health Centre Kuthanur	2
FAMILY HEALTH CENTRE MOONNILAVU	2
Family Health Centre Ozhalapathy	2
FAMILY HEALTH CENTRE PONMALA	2
FAMILY HEALTH CENTRE ALAKODE THERTHALLY	3
FAMILY HEALTH CENTRE AMARAMBALAM	3
FAMILY HEALTH CENTRE ANANDASRAM	3
FAMILY HEALTH CENTRE ARAKULAM	3
FAMILY HEALTH CENTRE ARATTUPUZHA	3
FAMILY HEALTH CENTRE IRIVALLUR	3
FAMILY HEALTH CENTRE KAKKODI	3
FAMILY HEALTH CENTRE KANDALLOOR	3
FAMILY HEALTH CENTRE KARIMKUNNAM	3
FAMILY HEALTH CENTRE KARUNAPURAM	3
Family Health Centre Kizhakkencherry	3
FAMILY HEALTH CENTRE KOTTATHARA	3
FAMILY HEALTH CENTRE KUDAYATHUR	3
FAMILY HEALTH CENTRE KUMBADAJE	3
FAMILY HEALTH CENTRE MELILA	3

Hospital	State Rank
FAMILY HEALTH CENTER ANDATHODE	45
FAMILY HEALTH CENTRE ANGADIPPURAM	45
FAMILY HEALTH CENTRE CHELLANAM	45
FAMILY HEALTH CENTRE KALLIASSERY	45
FAMILY HEALTH CENTRE KOODALI	45
Family Health Centre Kottopadam	45
FAMILY HEALTH CENTRE MEENADOM	45
FAMILY HEALTH CENTRE PERUVANNAMUZHI	45
FAMILY HEALTH CENTRE VALIYAPARAMABA	45
FAMILY HEALTH CENTRE VALLATHOL NAGAR	45
FAMILY HEALTH CENTRE VANIYAMAPARA	45
FAMILY HEALTH CENTRE VELIYANCODE	45
FAMILY HEALTH CENTRE VETILAPPARA	45
URBAN PRIMARY HEALTH CENTRE KOLASSERY	45
URBAN PRIMARY HEALTH CENTRE NILESHWARAM	45
FAMILY HEALTH CENTRE KOONAMMAVU	44
Family Health Centre Pattithara	44
FAMILY HEALTH CENTRE VELI	44
FAMILY HEALTH CENTRE KADANGODE	43
FAMILY HEALTH CENTRE THIRUVANKULAM	43
PRIMARY HEALTH CENTRE KIZHUVILAM	43
FAMILY HEALTH CENTRE EDAVANAKKAD	42
COMMUNITY HEALTH CENTRE KUMARAKOM	41
FAMILY HEALTH CENTRE AROOR	40
FAMILY HEALTH CENTRE ITTIVA	39
FAMILY HEALTH CENTRE PERUMON	39
PRIMARY HEALTH CENTRE KAKKAYAM	39
FAMILY HEALTH CENTRE ALOOR	38
FAMILY HEALTH CENTRE MANICKAL	38
FAMILY HEALTH CENTRE ONGALLUR	38
Family Health Centre Pudur	38
INTEGRATED FAMILY HEALTH CENTRE PANGAPPARA	38
PRIMARY HEALTH CENTRE CHOKLI	38
COMMUNITY HEALTH CENTRE PULPALLY	37
DISTRICT HOSPITAL TIRUR	37
FAMILY HEALTH CENTRE AJANUR	37
FAMILY HEALTH CENTRE ATHAVANAD	37



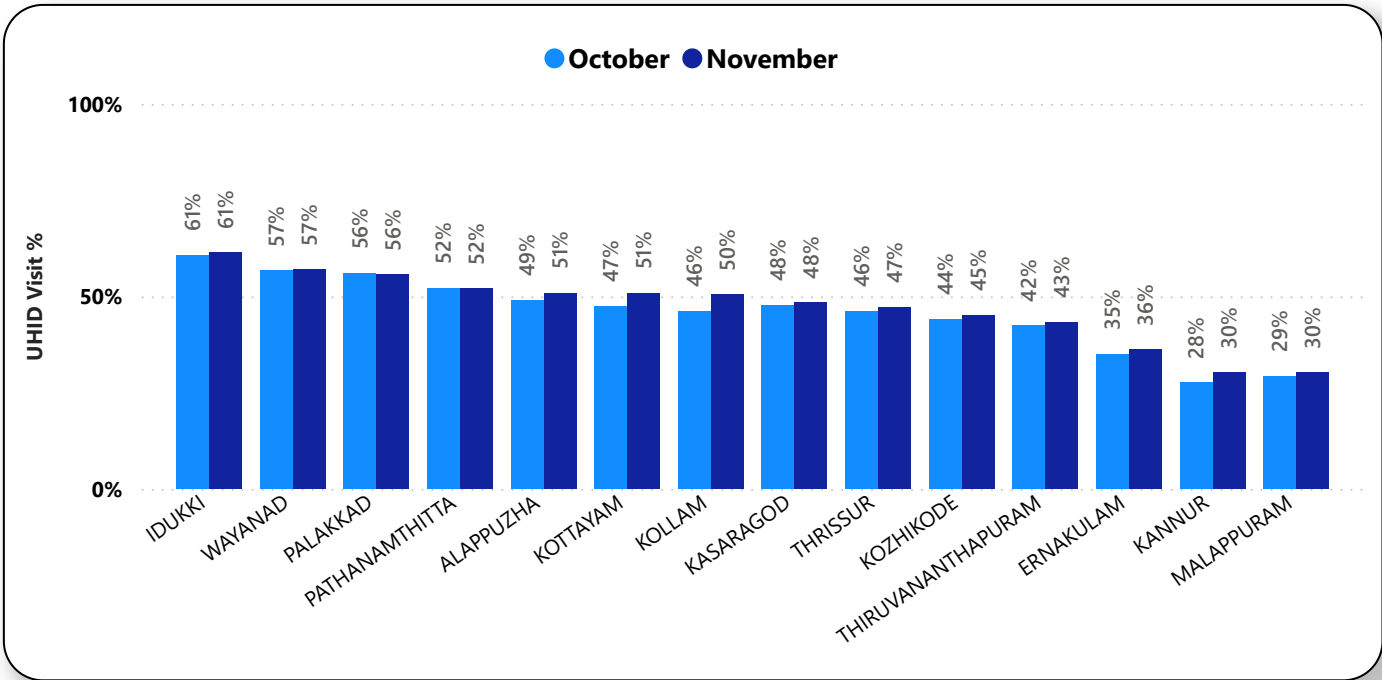
3.1 eHealth Performance - Reception Module

The Reception Module is considered functional in an institution only if a minimum of 500 visits are created in a month

District	Live Institutions	Reception started	%
PATHANAMTHITTA	23	23	100%
WAYANAD	26	26	100%
KOZHIKODE	73	71	97%
MALAPPURAM	70	68	97%
IDUKKI	23	22	96%
KOTTAYAM	43	41	95%
THIRUVANANTHAPURAM	102	97	95%
ALAPPUZHA	39	37	95%
KOLLAM	38	36	95%
ERNAKULAM	73	69	95%
PALAKKAD	52	48	92%
KANNUR	50	46	92%
THRISSUR	72	66	92%
KASARAGOD	27	24	89%
Total	711	674	95%

3.2 e-Health Performance - UHID Visits

UHID Visit % is calculated as (UHID Visits / Total Visit ) \*100



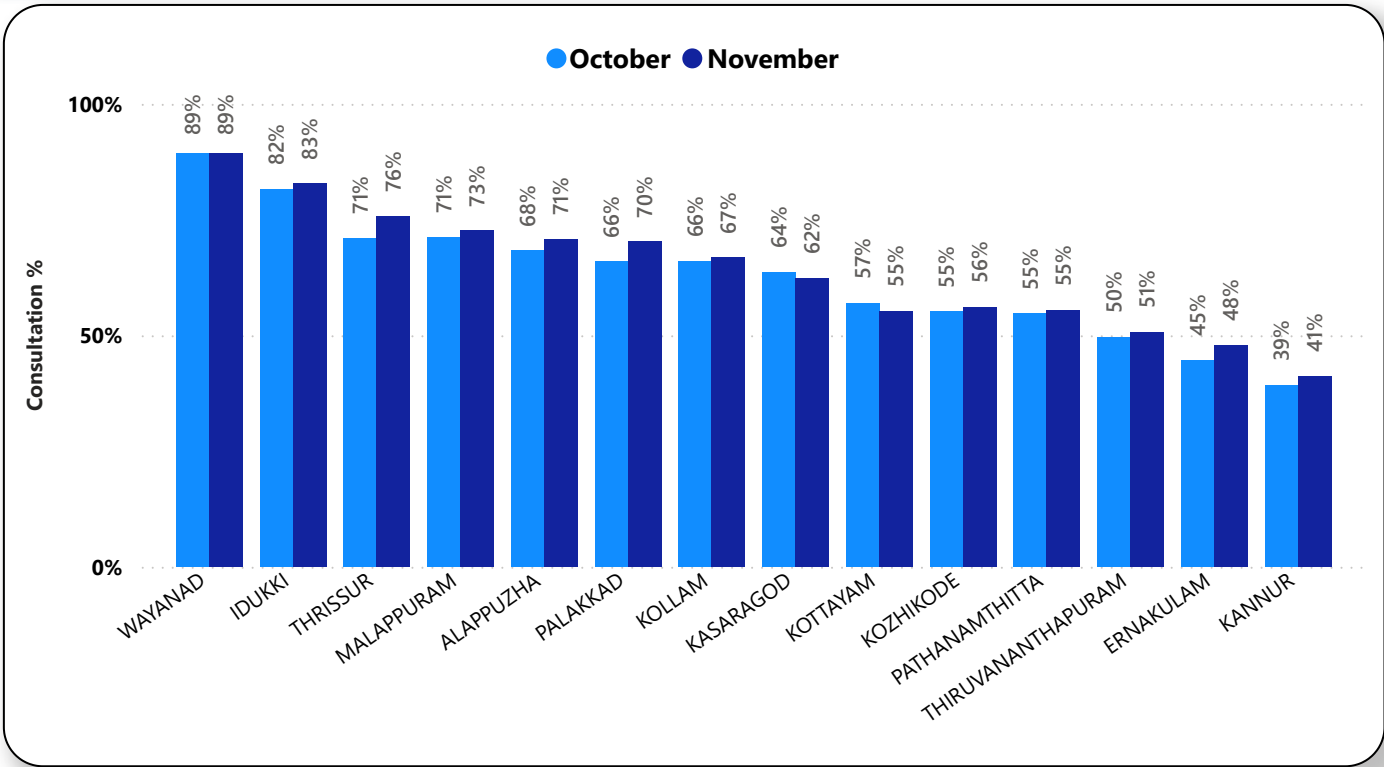
Institutions based on UHID Visits

Hospital	UHID Visit %
FAMILY HEALTH CENTRE PURAKKAD	100.00%
FAMILY HEALTH CENTRE THOTTAPPALLY	100.00%
FAMILY HEALTH CENTRE VAZHOOR	99.97%
Family Health Centre Anakkatty	99.16%
FAMILY HEALTH CENTRE ANAKUDY	96.47%
Family Health Centre Kavassery	94.44%
FAMILY HEALTH CENTRE ARTHAT	94.22%
FAMILY HEALTH CENTRE ENGANDIYUR	93.91%
FAMILY HEALTH CENTRE MUNAMBAM	93.03%
FAMILY HEALTH CENTRE THAIKKAD	92.84%
FAMILY HEALTH CENTRE UMMANNOOR	91.72%
FAMILY HEALTH CENTRE MEENACHIL	91.53%
FAMILY HEALTH CENTRE CHERUVATTOOR	91.41%
FAMILY HEALTH CENTRE VELLAVOOR	90.90%
FAMILY HEALTH CENTRE WEST KALLADA	90.35%
FAMILY HEALTH CENTRE VETTAKKAL	90.31%
FAMILY HEALTH CENTRE ENNAPPARA	89.04%

Hospital	UHID Visit %
BLOCK FAMILY HEALTH CENTRE MARANCHERY	0.02%
TALUK HEAD QUARTERS HOSPITAL MALAPPURAM	0.24%
FAMILY HEALTH CENTRE PUZHAKKATTIRI	0.76%
DISTRICT HOSPITAL TIRUR	1.13%
URBAN PRIMARY HEALTH CENTRE MANGALASSERY	1.41%
FAMILY HEALTH CENTRE THALAKKAD	2.19%
FAMILY HEALTH CENTRE ATHAVANAD	2.32%
MENTAL HEALTH CENTRE PEROORKADA	2.55%
FAMILY HEALTH CENTRE PALAPPETTY	2.79%
URBAN FAMILY HEALTH CENTRE PONNAMCODE	3.35%
BLOCK FAMILY HEALTH CENTRE VETOM	3.38%
WOMEN AND CHILDRENS HOSPITAL PONNANI	3.48%
FAMILY HEALTH CENTRE OZHUR	4.02%

3.3 e-Health Performance - Doctor Consultation

Consultation % is calculated as (Doctor Consultation / OP Visits ) \*100



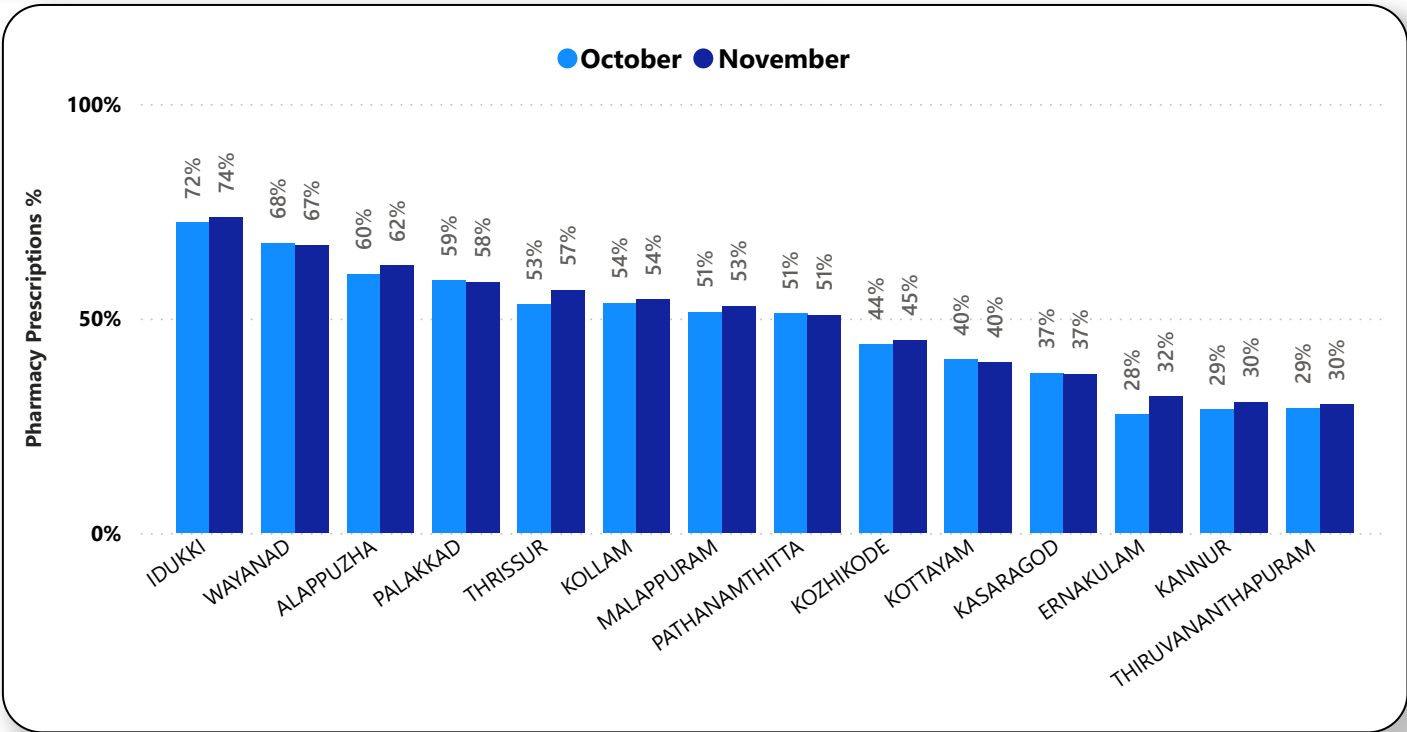
Doctor Consultation Percentage in all Institutions

Hospital	Doctor Consultation %
FAMILY HEALTH CENTRE BRAHMAMANGALAM	100.00%
Family Health Centre Kavassery	100.00%
FAMILY HEALTH CENTRE KUMBADAJE	100.00%
FAMILY HEALTH CENTRE PUTHIYANGADI FISHERIES	100.00%
FAMILY HEALTH CENTRE THOTTAPPALLY	100.00%
FAMILY HEALTH CENTRE VARADOOR	100.00%
FAMILY HEALTH CENTRE VELLAMUNDA	100.00%
FAMILY HEALTH CENTRE ARIKKULAM	99.98%
FAMILY HEALTH CENTRE EROOR	99.98%
FAMILY HEALTH CENTRE PUNNAYUR	99.98%
FAMILY HEALTH CENTRE POTHUKAL	99.97%
FAMILY HEALTH CENTRE AMACHAL NEW	99.96%
Family Health Centre Mathur	99.96%

Hospital	Doctor Consultation %
block family HEALTH CENTRE MULIYAR	0.00%
COMMUNITY HEALTH CENTRE ANCHUTHENGU	0.00%
COMMUNITY HEALTH CENTRE CHERPU	0.00%
COMMUNITY HEALTH CENTRE KODUVALLY	0.00%
COMMUNITY HEALTH CENTRE PULPALLY	0.00%
COMMUNITY HEALTH CENTRE SOORANAD NORTH	0.00%
COMMUNITY HEALTH CENTRE VALAYAM	0.00%
DISTRICT HOSPITAL KANNUR	0.00%
Family Health Centre Akathethara	0.00%
FAMILY HEALTH CENTRE ATHAVANAD	0.00%
FAMILY HEALTH CENTRE CHERANELLOORE	0.00%
FAMILY HEALTH CENTRE CHERUVANNUR NALLALAM	0.00%

3.4 e-Health Performance - Pharmacy Usage

Pharmacy % is calculated as (Pharmacy Prescriptions/ Total OP Visits ) \*100



Pharmacy Usage in all Institutions

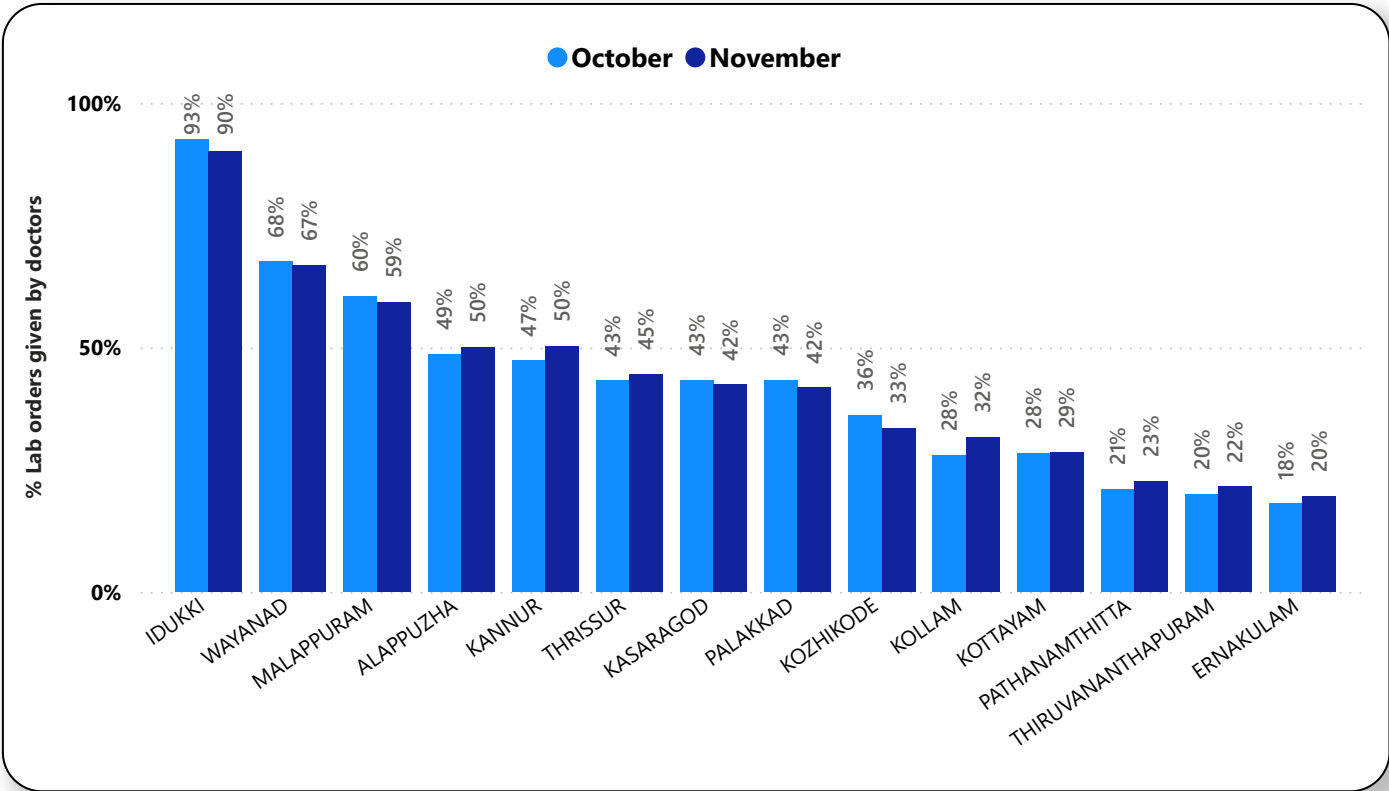
Hospital	Pharmacy Usage %
FAMILY HEALTH CENTRE BRAHMAMANGALAM	100.00%
FAMILY HEALTH CENTRE KAKKODI	100.00%
FAMILY HEALTH CENTRE MEENACHIL	100.00%
FAMILY HEALTH CENTRE METHALA	100.00%
FAMILY HEALTH CENTRE MEZHUVELI	100.00%
FAMILY HEALTH CENTRE PAIPPAD	100.00%
FAMILY HEALTH CENTRE PARAMPUZHA	100.00%
FAMILY HEALTH CENTRE THOTTAPPALLY	100.00%
FAMILY HEALTH CENTRE VEERANAKAVU	100.00%
FAMILY HEALTH CENTRE VELIYANNOOR	100.00%
FAMILY HEALTH CENTRE ARTHAT	99.95%
FAMILY HEALTH CENTRE PANACHIKKADU	99.79%
FAMILY HEALTH CENTRE THIRUNAVAYA	99.30%
FAMILY HEALTH CENTRE BISON VALLEY	99.25%
FAMILY HEALTH CENTRE PURAKKAD	98.47%

Hospital	Pharmacy Usage %
block family HEALTH CENTRE MULIYAR	0.00%
BLOCK FAMILY HEALTH CENTRE VETOM	0.00%
COMMUNITY HEALTH CENTRE PATTIAM	0.00%
COMMUNITY HEALTH CENTRE ANCHUTHENGU	0.00%
COMMUNITY HEALTH CENTRE CHERPU	0.00%
COMMUNITY HEALTH CENTRE KODUVALLY	0.00%
COMMUNITY HEALTH CENTRE PAZHANJI	0.00%
COMMUNITY HEALTH CENTRE PULPALLY	0.00%
COMMUNITY HEALTH CENTRE SOORANAD NORTH	0.00%
COMMUNITY HEALTH CENTRE VALAYAM	0.00%
DISTRICT HOSPITAL KANNUR	0.00%
DISTRICT HOSPITAL NEDUMANGAD	0.00%
Family Health Centre Akathethara	0.00%
FAMILY HEALTH CENTRE ATHAVANAD	0.00%
FAMILY HEALTH CENTRE CHERANELLOPE	0.00%



3.5 e-Health Performance - Lab Usage

Lab % is calculated as (Lab orders given by doctors / Total Lab Orders ) \*100



Lab Usage in all Institutions

Hospital	Lab Usage %
BLOCK FAMILY HEALTH CENTRE POOKKOTTUR	100.00%
BLOCK FAMILY HEALTH CENTRE VATANAPPALLY	100.00%
COMMUNITY HEALTH CENTRE KALAKKODU	100.00%
COMMUNITY HEALTH CENTRE KARUVARAKUNDU	100.00%
COMMUNITY HEALTH CENTRE MUTHUKULAM	100.00%
COMMUNITY HEALTH CENTRE PAIKA	100.00%
DISTRICT HOSPITAL ALUVA	100.00%
DISTRICT HOSPITAL KANHANGAD	100.00%
FAMILY HEALTH CENTRE THUVVUR	100.00%
FAMILY HEALTH CENTRE ALAKODE THERTHALLY	100.00%
FAMILY HEALTH CENTRE BHARANIKAVU	100.00%
FAMILY HEALTH CENTRE BISON VALLEY	100.00%
FAMILY HEALTH CENTRE CHATHANNOOR	100.00%

Hospital	Lab Usage %
Block Family Health Centre Kongad	0.00%
block family HEALTH CENTRE MULIYAR	0.00%
COMMUNITY HEALTH CENTRE PATTIAM	0.00%
COMMUNITY HEALTH CENTRE ANCHUTHENGU	0.00%
COMMUNITY HEALTH CENTRE CHERPU	0.00%
COMMUNITY HEALTH CENTRE KODUVALLY	0.00%
COMMUNITY HEALTH CENTRE KOODALLOOR	0.00%
COMMUNITY HEALTH CENTRE PALODE	0.00%
COMMUNITY HEALTH CENTRE PULPALLY	0.00%
COMMUNITY HEALTH CENTRE SOORANAD NORTH	0.00%
COMMUNITY HEALTH CENTRE VALAYAM	0.00%
DISTRICT HOSPITAL KANNUR	0.00%
DISTRICT HOSPITAL NEDUMANGAD	0.00%
DISTRICT HOSPITAL TIRUR	0.00%

Non-EHealth Institutions Started

District	VPN Institutions	Reception started	Advanced Appointment started
THIRUVANANTHAPURAM	44	44	44
MALAPPURAM	38	36	36
ALAPPUZHA	30	28	28
THRISSUR	28	26	26
ERNAKULAM	27	23	23
KOTTAYAM	23	23	23
KOLLAM	23	21	21
PALAKKAD	16	15	15
KANNUR	16	14	14
KOZHIKODE	13	13	13
PATHANAMTHITTA	13	13	13
KASARAGOD	12	11	11
WAYANAD	11	11	11
IDUKKI	8	7	7
Total	302	285	285

4. Status of Usage in Hospitals

District wise status of live institutions and the count of various modules [Reception, OP Consultation, Lab orders by doctors, Pharmacy order by doctors]

District	Live Institutions	Reception	Consultation	Pharmacy orders by doctors	Lab orders by doctors
THIRUVANANTHAPURAM	102	97 (95%)	90 (88%)	80 (78%)	82 (80%)
KOZHIKODE	73	71 (97%)	59 (81%)	54 (74%)	55 (75%)
ERNAKULAM	73	69 (95%)	60 (82%)	56 (77%)	53 (73%)
MALAPPURAM	70	68 (97%)	67 (96%)	60 (86%)	59 (84%)
THRISSUR	72	66 (92%)	64 (89%)	63 (88%)	64 (89%)
PALAKKAD	52	48 (92%)	47 (90%)	43 (83%)	41 (79%)
KANNUR	50	46 (92%)	39 (78%)	32 (64%)	34 (68%)
KOTTAYAM	43	41 (95%)	37 (86%)	33 (77%)	31 (72%)
ALAPPUZHA	39	37 (95%)	37 (95%)	36 (92%)	33 (85%)
KOLLAM	38	36 (95%)	33 (87%)	33 (87%)	30 (79%)
WAYANAD	26	26 (100%)	24 (92%)	23 (88%)	23 (88%)
KASARAGOD	27	24 (89%)	20 (74%)	17 (63%)	16 (59%)
PATHANAMTHITTA	23	23 (100%)	19 (83%)	19 (83%)	20 (87%)
IDUKKI	23	22 (96%)	21 (91%)	21 (91%)	21 (91%)
Total	711	674 (95%)	617 (87%)	570 (80%)	562 (79%)

The reception has started with at least 500 total visits, the OP module has started with at least 500 consultations, pharmacy orders by doctors are at least 100, and lab orders by doctors are at least 100.

4. Status of Module Used in Hospitals

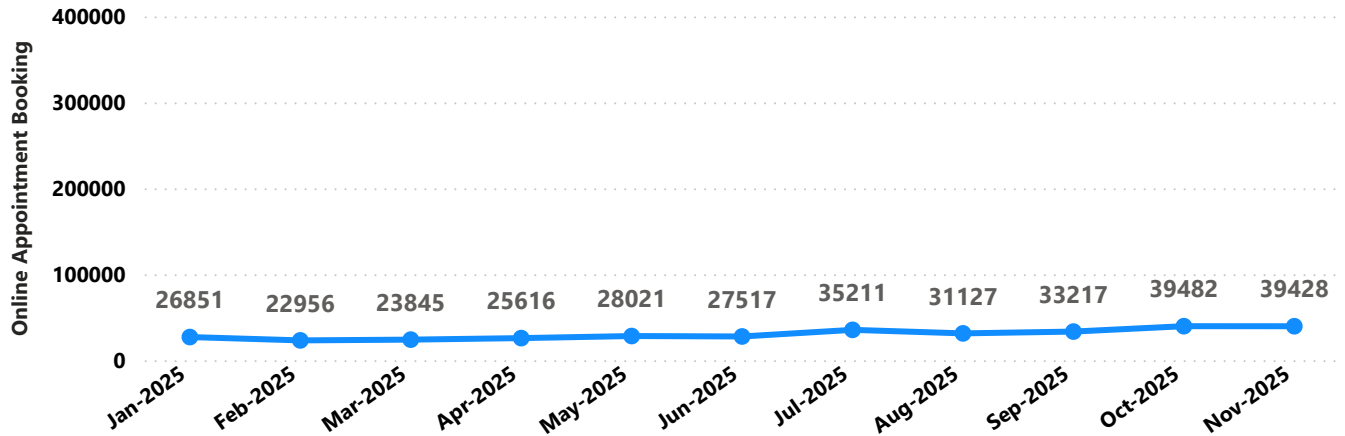
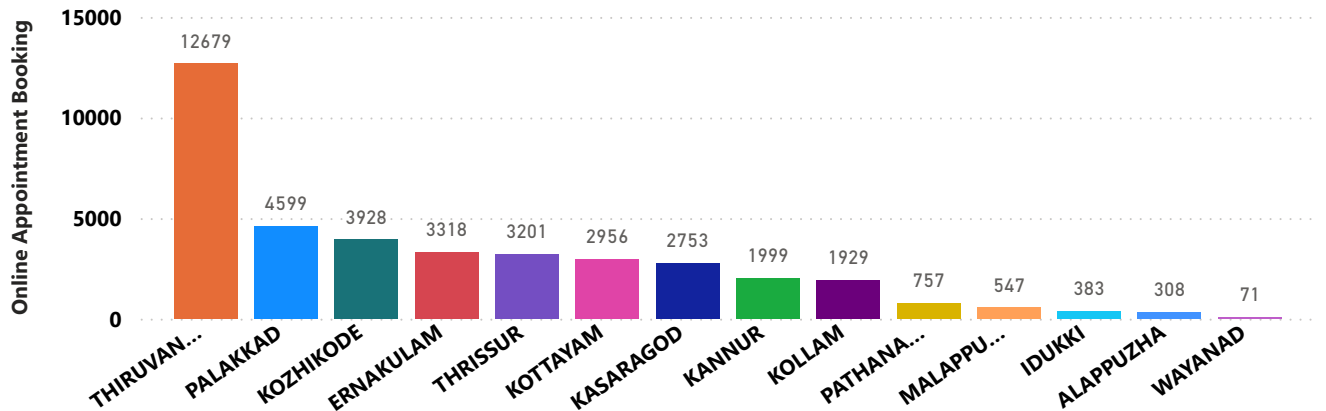
District wise status of live institutions and the count of various modules [Reception, OP Consultation, Lab, Pharmacy,Billing]

District	Reception Started	Consultation Started	Billing Started	Pharmacy Started	Lab Started
THIRUVANANTHAPURAM	97	90	89	92	79
KOZHIKODE	71	59	64	57	51
ERNAKULAM	69	60	60	64	47
MALAPPURAM	68	67	58	64	52
THRISSUR	66	64	65	70	63
PALAKKAD	48	47	50	46	35
KANNUR	46	39	42	40	28
KOTTAYAM	41	37	40	42	23
ALAPPUZHA	37	37	35	39	33
KOLLAM	36	33	36	36	30
WAYANAD	26	24	26	24	22
KASARAGOD	24	20	22	25	15
PATHANAMTHITTA	23	19	23	21	18
IDUKKI	22	21	22	22	17
Total	674	617	632	642	513



5. 1 Online Appointment Booking in Hospitals (except Medical Colleges)

District-wise count of online appointments taken.



District-wise percentage of online appointments taken up on OP visits.

