

1. eHealth Kerala - Vital Statistics

Hospital Type	Live Institutions
Family Health Centre	518
Urban Primary Health Centre	99
Urban Health Wellness Centre	71
Community Health Centre	59
Taluk Headquarters Hospital	49
Taluk Hospital	38
Primary Health Centre	27
Medical College Hospital	19
General Hospital	17
Block Family Health Centre	16
District Hospital	16
Specialty Hospital - Women Children	9
District TB Centre	4
Specialty Hospital	4
Public Health Laboratory	3
24x7 Primary Health Centre	1
Empanelled Diagnostic Centre	1
Government Dispensary	1
Specialty Hospital - Child Development	1
Specialty Hospital - Pulmonary Medicine	1
Urban Community Health Centre	1
Total	955

2. eHealth - District Ranking Matrix Based on Performance of all Institutions (except Medical Colleges)

The ranking matrix showcases the performance of districts in providing eHealth services through all institutions (excluding Medical Colleges) based on six different parameters.

These parameters include:

1. Percentage of institutions where the reception module is currently using (except institution started with VPN)

2. Percentage of UHID Visits.

3. Percentage of Doctor Consultations.

4. Percentage of Pharmacy Prescriptions by doctors.

5. Percentage of lab orders by doctors.

6. Percentage of Live Institutions.

Weightage is assigned to the percentages calculated in intervals of 10. The rank is determined based on the sum of these weightages.

The top-performing districts should aim to maintain their positions, while the average and low-performing districts should strive to reach the 'top four' league.

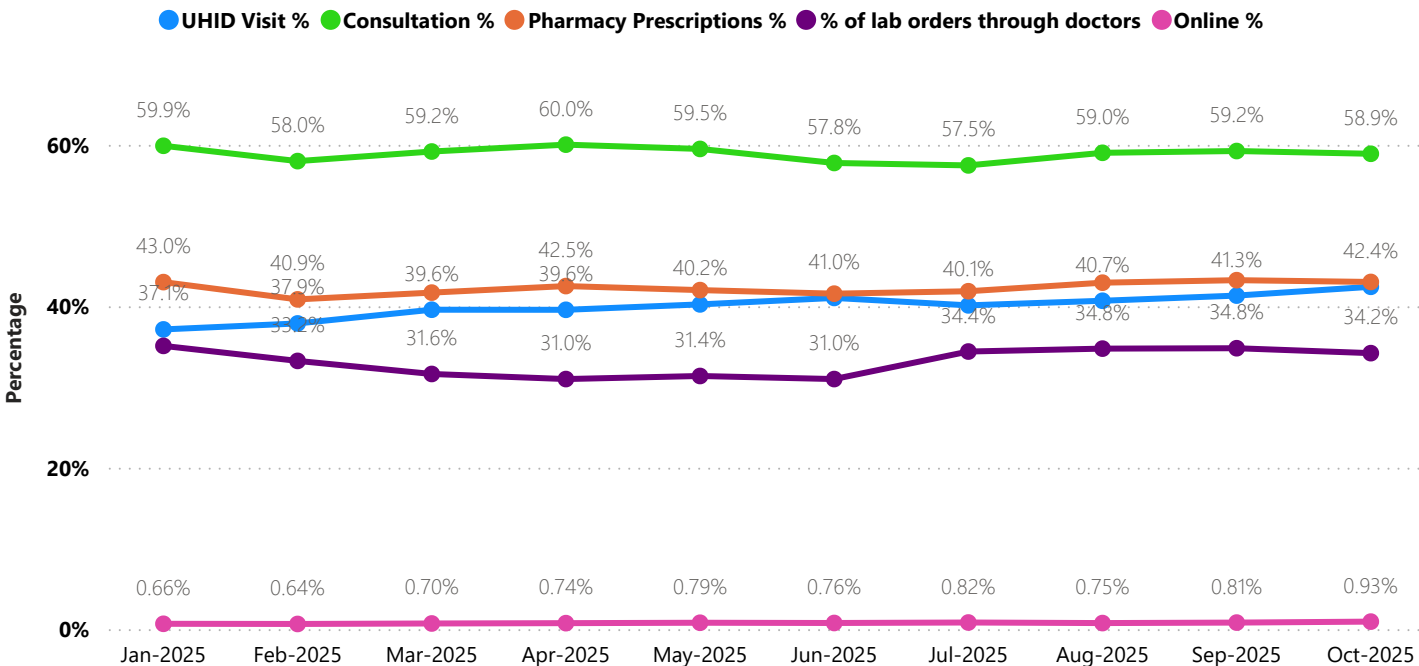
The ranking matrix for the current month, October 2025, along with the previous two months, is provided in the table below.

District	August	September	October
IDUKKI	1	1	1
WAYANAD	2	2	2
MALAPPURAM	6	4	3
THRISSUR	4	5	3
ALAPPUZHA	5	5	4
PALAKKAD	3	3	4
KOZHIKODE	7	4	5
KASARAGOD	8	4	6
KOLLAM	10	8	7
KOTTAYAM	9	8	7
PATHANAMTHITTA	11	7	7
THIRUVANANTHAPURAM	9	6	7
ERNAKULAM	12	9	8
KANNUR	9	10	8

- Best performing
- Average performing
- Low performing

NB: Institutions started via VPN (Reception/Advanced Appointment started)are not considered in the rank and usage calculations.

3. eHealth - State Performance Trend (except Medical Colleges)



3. eHealth - Institution Level Ranking (except Medical Colleges)

Hospital	State Rank
FAMILY HEALTH CENTRE ARTHAT	1
FAMILY HEALTH CENTRE CHERUVATTOOR	1
FAMILY HEALTH CENTRE ENGANDIYUR	1
FAMILY HEALTH CENTRE ENNAPPARA	1
Family Health Centre Kavassery	1
FAMILY HEALTH CENTRE PURAKKAD	1
FAMILY HEALTH CENTRE THAIKKAD	1
FAMILY HEALTH CENTRE THOTTAPPALLY	1
FAMILY HEALTH CENTRE EDAVILANGU	2
FAMILY HEALTH CENTRE KARTHIKAPPALLY	2
Family Health Centre Keralassery	2
Family Health Centre Kizhakkencherry	2
FAMILY HEALTH CENTRE KUDAYATHUR	2
family Health Centre Kuthanur	2
FAMILY HEALTH CENTRE MEENACHIL	2
FAMILY HEALTH CENTRE MOONNILAVU	2
FAMILY HEALTH CENTRE NARANAMMOOZHY	2
Family Health Centre Ozhalapathy	2
FAMILY HEALTH CENTRE PONMALA	2
FAMILY HEALTH CENTRE POOMANGALAM	2
FAMILY HEALTH CENTRE VETTAKKAL	2
FAMILY HEALTH CENTRE ARAKULAM	3
FAMILY HEALTH CENTRE BISON VALLEY	3
FAMILY HEALTH CENTRE CHETHALAYAM	3
FAMILY HEALTH CENTRE EZHUKONE	3
FAMILY HEALTH CENTRE EZHUKONE PAVITHRESWARAM	3
FAMILY HEALTH CENTRE KAKKODI	3
FAMILY HEALTH CENTRE KARIMANNOOR	3
FAMILY HEALTH CENTRE KODIKULAM	3
FAMILY HEALTH CENTRE KOTTATHARA	3
FAMILY HEALTH CENTRE MELILA	3
FAMILY HEALTH CENTRE PARASSINIKADAVU	3
FAMILY HEALTH CENTRE PERUVANTHANAM	3
FAMILY HEALTH CENTRE POZHUTHANA	3
FAMILY HEALTH CENTRE PULIKKAL	3
FAMILY HEALTH CENTRE PUNNAPRA NORTH	3
FAMILY HEALTH CENTRE SREENARAYANAPURAM	3

Hospital	State Rank
COMMUNITY HEALTH CENTRE KALAKKODU	42
FAMILY HEALTH CENTER ANDATHODE	42
FAMILY HEALTH CENTRE AJANUR	42
FAMILY HEALTH CENTRE AROOR	42
FAMILY HEALTH CENTRE CHELLANAM	42
FAMILY HEALTH CENTRE KALLIASSERY	42
FAMILY HEALTH CENTRE KOONAMMAVU	42
Family Health Centre Kottopadam	42
FAMILY HEALTH CENTRE KUNHIMANGALAM	42
FAMILY HEALTH CENTRE MANICKAL	42
FAMILY HEALTH CENTRE MEENADOM	42
FAMILY HEALTH CENTRE MUTHALAMADA	42
FAMILY HEALTH CENTRE PERUMON	42
FAMILY HEALTH CENTRE PERUVANNAMUZHI	42
Family Health Centre Pudur	42
Family Health Centre Vadavannur	42
FAMILY HEALTH CENTRE VALIYAPARAMABA	42
FAMILY HEALTH CENTRE VALLATHOL NAGAR	42
FAMILY HEALTH CENTRE VANIYAMAPARA	42
FAMILY HEALTH CENTRE VELI	42
FAMILY HEALTH CENTRE VELIYANCODE	42
FAMILY HEALTH CENTRE VETILAPPARA	42
PRIMARY HEALTH CENTRE CHOKLI	42
URBAN FAMILY HEALTH CENTRE KUNDUPARAMBA	42
URBAN PRIMARY HEALTH CENTRE MUNDAKKAL	42
COMMUNITY HEALTH CENTRE KUMARAKOM	41
Family Health Centre Pattithara	41
URBAN PRIMARY HEALTH CENTRE KUTHUPARAMBA	41
FAMILY HEALTH CENTRE KADANGODE	40
PRIMARY HEALTH CENTRE KIZHUVILAM	40
URBAN HEALTH AND WELLNESS CENTRE ERUVELLIPRA	40
BLOCK FAMILY HEALTH CENTRE VENGARA	39
COMMUNITY HEALTH CENTRE ANCHUTHENGU	39
URBAN HEALTH AND WELLNESS CENTRE VANCHIPOIKA	39
COMMUNITY HEALTH CENTRE VELLANAD	38

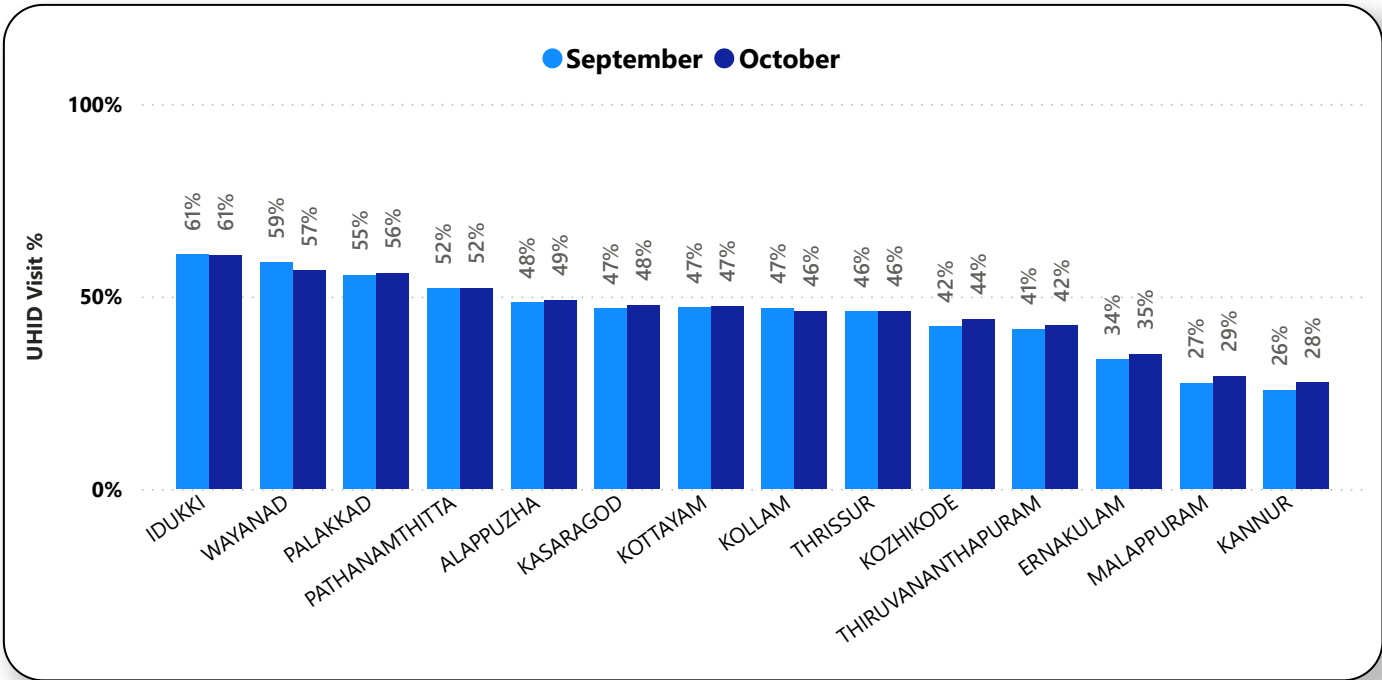
3.1 eHealth Performance - Reception Module

The Reception Module is considered functional in an institution only if a minimum of 500 visits are created in a month

District	Live Institutions	Reception started	%
IDUKKI	23	23	100%
WAYANAD	27	27	100%
ALAPPUZHA	40	39	98%
KOZHIKODE	73	71	97%
MALAPPURAM	69	67	97%
ERNAKULAM	73	70	96%
THIRUVANANTHAPURAM	102	95	93%
KOTTAYAM	41	38	93%
KASARAGOD	27	25	93%
PATHANAMTHITTA	25	23	92%
KOLLAM	36	33	92%
THRISSUR	72	66	92%
PALAKKAD	51	45	88%
KANNUR	49	43	88%
Total	708	665	94%

3.2 e-Health Performance - UHID Visits

UHID Visit % is calculated as (UHID Visits / Total Visit) *100



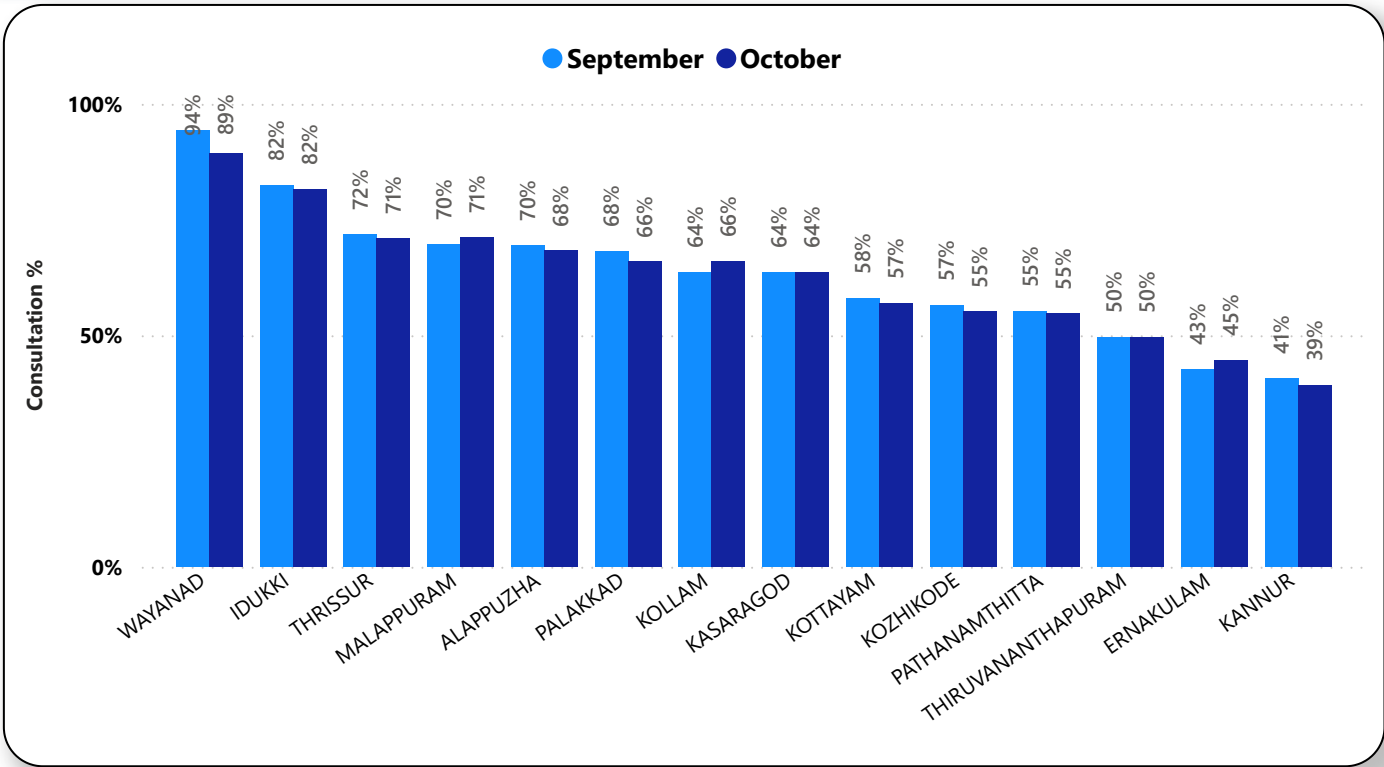
Institutions based on UHID Visits

Hospital	UHID Visit %
FAMILY HEALTH CENTRE PURAKKAD	100.00%
FAMILY HEALTH CENTRE THOTTAPPALLY	100.00%
FAMILY HEALTH CENTRE VAZHOOR	99.90%
Family Health Centre Kavassery	97.20%
FAMILY HEALTH CENTRE ANAKUDY	94.72%
FAMILY HEALTH CENTRE ARTHAT	93.83%
FAMILY HEALTH CENTRE THAIKKAD	92.34%
FAMILY HEALTH CENTRE MUNAMBAM	92.16%
FAMILY HEALTH CENTRE ENGANDIYUR	91.72%
FAMILY HEALTH CENTRE ENNAPPARA	90.84%
FAMILY HEALTH CENTRE CHERUVATTOOR	90.37%
FAMILY HEALTH CENTRE UMMANNOOR	89.99%
FAMILY HEALTH CENTRE WEST KALLADA	89.36%
FAMILY HEALTH CENTRE VETTAKKAL	88.56%
FAMILY HEALTH CENTRE MEENACHIL	88.51%
PRIMARY HEALTH CENTRE MULLANKOLLY	88.48%
Family Health Centre Keralassery	88.23%

Hospital	UHID Visit %
BLOCK FAMILY HEALTH CENTRE MARANCHERY	0.03%
TALUK HEAD QUARTERS HOSPITAL MALAPPURAM	0.16%
WOMEN AND CHILDRENS HOSPITAL PONNANI	0.17%
FAMILY HEALTH CENTRE PUZHAKKATTIRI	0.34%
COMMUNITY HEALTH CENTRE KARUVARAKUNDU	0.72%
DISTRICT HOSPITAL TIRUR	0.87%
URBAN PRIMARY HEALTH CENTRE BIYYAM	1.20%
URBAN PRIMARY HEALTH CENTRE MANGALASSERY	1.52%
FAMILY HEALTH CENTRE OZHUR	1.86%
FAMILY HEALTH CENTRE THALAKKAD	2.04%
FAMILY HEALTH CENTRE PALAPPETTY	2.07%
MENTAL HEALTH CENTRE PEROORKADA	2.19%
BLOCK FAMILY HEALTH CENTRE VETOM	2.54%

3.3 e-Health Performance - Doctor Consultation

Consultation % is calculated as (Doctor Consultation / OP Visits) *100



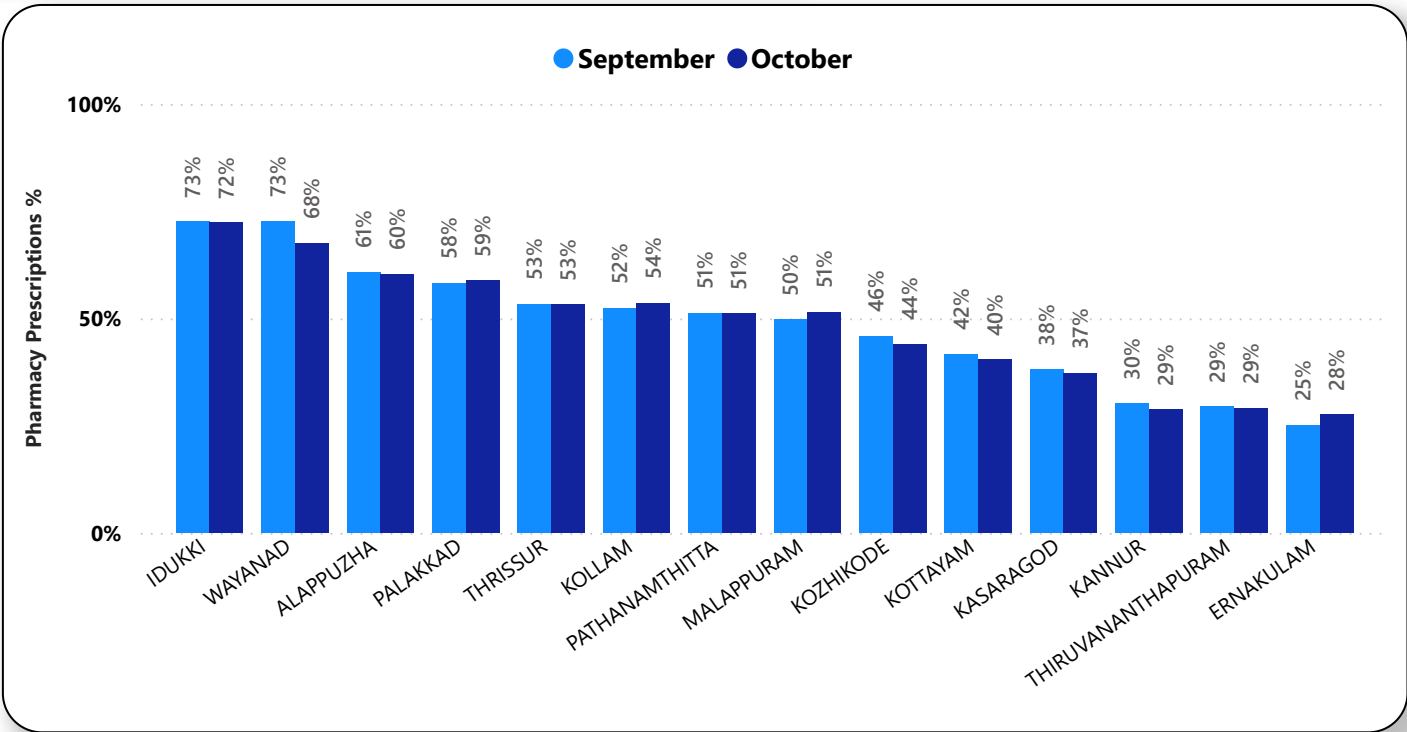
Doctor Consultation Percentage in all Institutions

Hospital	Doctor Consultation %
FAMILY HEALTH CENTRE EROOR	100.00%
Family Health Centre Kavassery	100.00%
Family Health Centre Mathur	100.00%
FAMILY HEALTH CENTRE MEZHUVELI	100.00%
FAMILY HEALTH CENTRE PUTHIYANGADI FISHERIES	100.00%
FAMILY HEALTH CENTRE POOTHADI	99.98%
FAMILY HEALTH CENTRE PUNNAYUR	99.98%
FAMILY HEALTH CENTRE RAMANATUKARA	99.98%
FAMILY HEALTH CENTRE POOKODE	99.96%
FAMILY HEALTH CENTRE VENGAPALLY	99.96%
FAMILY HEALTH CENTRE IRINGAL KOTTAKKAL	99.94%
FAMILY HEALTH CENTRE KANCHIYAR	99.94%
FAMILY HEALTH CENTRE THOTTAPPALLY	99.94%

Hospital	Doctor Consultation %
block family HEALTH CENTRE MULIYAR	0.00%
COMMUNITY HEALTH CENTRE CHERPU	0.00%
COMMUNITY HEALTH CENTRE KADAMPAZHIPURAM	0.00%
COMMUNITY HEALTH CENTRE KODUVALLY	0.00%
COMMUNITY HEALTH CENTRE PULPALLY	0.00%
COMMUNITY HEALTH CENTRE VALAYAM	0.00%
DISTRICT HOSPITAL KANNUR	0.00%
Family Health Centre Akathethara	0.00%
FAMILY HEALTH CENTRE CHERUVANNUR NALLALAM	0.00%
FAMILY HEALTH CENTRE EDACHERY	0.00%
FAMILY HEALTH CENTRE GOTHURUTH	0.00%
FAMILY HEALTH CENTRE KADAMMANITTA	0.00%
FAMILY HEALTH CENTRE KOTTAYAM	0.00%

3.4 e-Health Performance - Pharmacy Usage

Pharmacy % is calculated as (Pharmacy Prescriptions/ Total OP Visits) *100



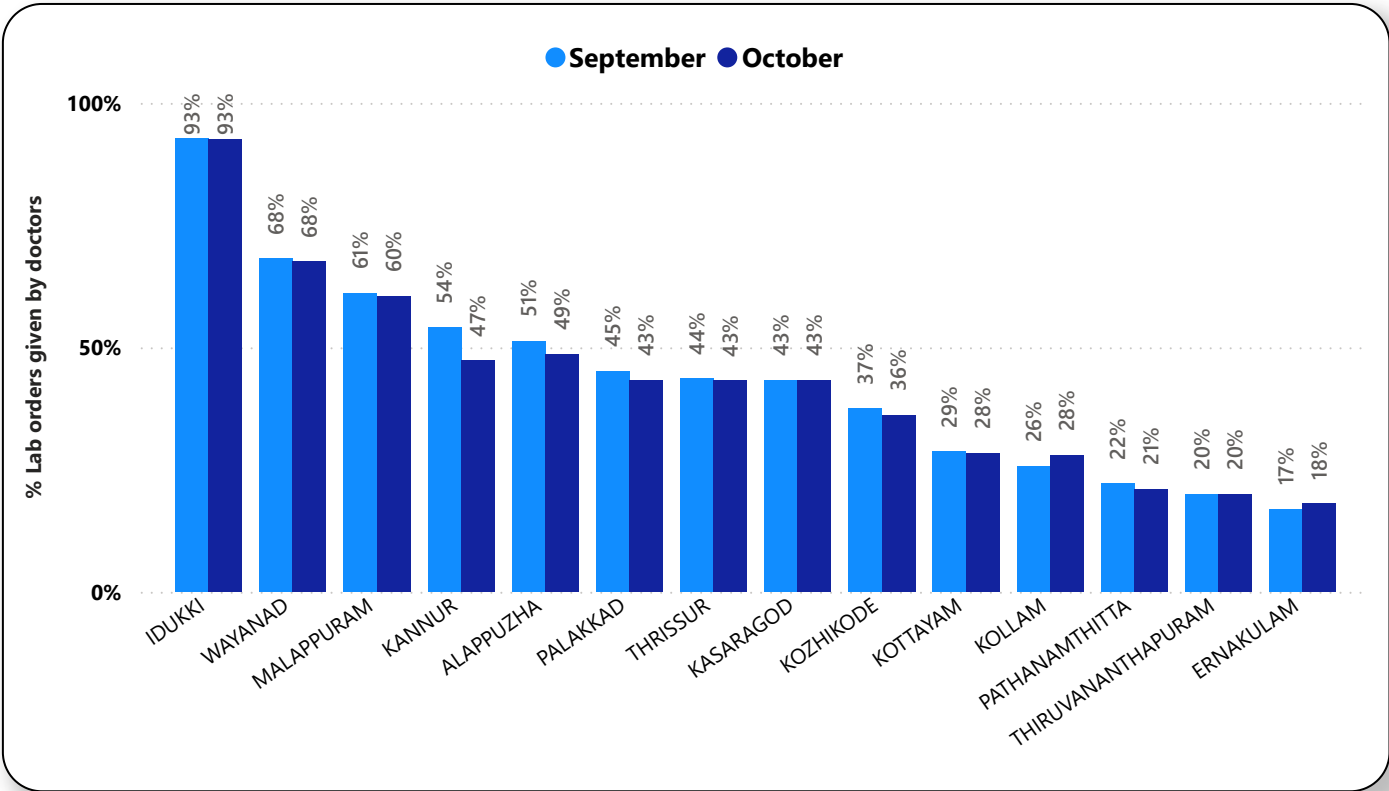
Pharmacy Usage in all Institutions

Hospital	Pharmacy Usage %
FAMILY HEALTH CENTRE METHALA	100.00%
FAMILY HEALTH CENTRE MEZHUVELI	100.00%
FAMILY HEALTH CENTRE PAIPPAD	100.00%
FAMILY HEALTH CENTRE THOTTAPPALLY	100.00%
FAMILY HEALTH CENTRE VELIYANNOOR	100.00%
FAMILY HEALTH CENTRE BRAHMAMANGALAM	99.81%
FAMILY HEALTH CENTRE PURAKKAD	99.73%
FAMILY HEALTH CENTRE KAKKODI	99.71%
FAMILY HEALTH CENTRE THIRUNAVAYA	99.06%
FAMILY HEALTH CENTRE VELLAVOOR	99.03%
FAMILY HEALTH CENTRE MEENACHIL	98.84%
FAMILY HEALTH CENTRE PARAMPUZHA	98.59%
FAMILY HEALTH CENTRE ARTHAT	98.58%
FAMILY HEALTH CENTRE BISON VALLEY	97.81%
FAMILY HEALTH CENTRE MARANGATTIPALLY	97.77%

Hospital	Pharmacy Usage %
block family HEALTH CENTRE MULIYAR	0.00%
BLOCK FAMILY HEALTH CENTRE VETOM	0.00%
COMMUNITY HEALTH CENTRE PATTIAM	0.00%
COMMUNITY HEALTH CENTRE CHERPU	0.00%
COMMUNITY HEALTH CENTRE KADAMPAZHUPURAM	0.00%
COMMUNITY HEALTH CENTRE KODUVALLY	0.00%
COMMUNITY HEALTH CENTRE OMANOOR	0.00%
COMMUNITY HEALTH CENTRE PAZHANJI	0.00%
COMMUNITY HEALTH CENTRE PULPALLY	0.00%
COMMUNITY HEALTH CENTRE VALAYAM	0.00%
DISTRICT HOSPITAL KANNUR	0.00%
DISTRICT HOSPITAL NEDUMANGAD	0.00%
Family Health Centre Akathethara	0.00%
FAMILY HEALTH CENTRE CHERUVANNUR	0.00%
NALLALAM	0.00%
FAMILY HEALTH CENTRE ERACHERY	0.00%

3.5 e-Health Performance - Lab Usage

Lab % is calculated as (Lab orders given by doctors / Total Lab Orders) *100



Lab Usage in all Institutions

Hospital	Lab Usage %
BLOCK FAMILY HEALTH CENTRE VATANAPPALLY	100.00%
COMMUNITY HEALTH CENTRE CHUNAKKARA	100.00%
COMMUNITY HEALTH CENTRE MANAMBOOR	100.00%
COMMUNITY HEALTH CENTRE MUTHUKULAM	100.00%
DISTRICT HOSPITAL ALUVA	100.00%
DISTRICT HOSPITAL KANHANGAD	100.00%
DISTRICT TB CENTRE ALAPPUZHA	100.00%
FAMILY HEALTH CENTRE THUVVUR	100.00%
FAMILY HEALTH CENTRE ALAKODE THERTHALLY	100.00%
FAMILY HEALTH CENTRE APPAPARA	100.00%
FAMILY HEALTH CENTRE BISON VALLEY	100.00%
Family Health Centre Chalavara	100.00%
FAMILY HEALTH CENTRE CHATHANNOOR	100.00%
FAMILY HEALTH CENTRE CHAVARA	100.00%

Hospital	Lab Usage %
block family HEALTH CENTRE MULIYAR	0.00%
COMMUNITY HEALTH CENTRE CHERPU	0.00%
COMMUNITY HEALTH CENTRE ERUMELI	0.00%
COMMUNITY HEALTH CENTRE KADAMPAZHIPURAM	0.00%
COMMUNITY HEALTH CENTRE KALLARA	0.00%
COMMUNITY HEALTH CENTRE KARUVARAKUNDU	0.00%
COMMUNITY HEALTH CENTRE KODUVALLY	0.00%
COMMUNITY HEALTH CENTRE KOODALLOOR	0.00%
COMMUNITY HEALTH CENTRE OMANOOR	0.00%
COMMUNITY HEALTH CENTRE PALODE	0.00%
COMMUNITY HEALTH CENTRE PULPALLY	0.00%
COMMUNITY HEALTH CENTRE VALAYAM	0.00%
DISTRICT HOSPITAL KANNUR	0.00%
DISTRICT HOSPITAL TIRUR	0.00%

Non-EHealth Institutions Started

District	VPN Institutions	Reception started	Advanced Appointment started
THIRUVANANTHAPURAM	37	37	6
MALAPPURAM	29	24	11
ALAPPUZHA	24	23	6
THRISSUR	21	17	5
ERNAKULAM	20	17	4
KOLLAM	16	16	10
KANNUR	11	7	3
KASARAGOD	11	11	2
PALAKKAD	11	10	5
PATHANAMTHITTA	10	10	6
KOZHIKODE	9	9	3
WAYANAD	9	9	3
IDUKKI	8	8	3
KOTTAYAM	7	7	3
Total	223	205	70

4. Status of Usage in Hospitals

District wise status of live institutions and the count of various modules [Reception, OP Consultation, Lab orders by doctors, Pharmacy order by doctors]

District	Live Institutions	Reception	Consultation	Pharmacy orders by doctors	Lab orders by doctors
THIRUVANANTHAPURAM	102	95 (93%)	90 (88%)	79 (77%)	81 (79%)
ERNAKULAM	73	70 (96%)	58 (79%)	50 (68%)	47 (64%)
KOZHIKODE	73	71 (97%)	59 (81%)	55 (75%)	55 (75%)
THRISSUR	72	66 (92%)	63 (88%)	62 (86%)	62 (86%)
MALAPPURAM	69	67 (97%)	64 (93%)	56 (81%)	59 (86%)
PALAKKAD	51	45 (88%)	42 (82%)	42 (82%)	39 (76%)
KANNUR	49	43 (88%)	36 (73%)	32 (65%)	29 (59%)
KOTTAYAM	41	38 (93%)	36 (88%)	33 (80%)	30 (73%)
ALAPPUZHA	40	39 (98%)	36 (90%)	35 (88%)	32 (80%)
KOLLAM	36	33 (92%)	31 (86%)	31 (86%)	28 (78%)
KASARAGOD	27	25 (93%)	22 (81%)	19 (70%)	16 (59%)
WAYANAD	27	27 (100%)	25 (93%)	24 (89%)	23 (85%)
PATHANAMTHITTA	25	23 (92%)	19 (76%)	19 (76%)	21 (84%)
IDUKKI	23	23 (100%)	22 (96%)	22 (96%)	21 (91%)
Total	708	665 (94%)	603 (85%)	559 (79%)	543 (77%)

The reception has started with at least 500 total visits, the OP module has started with at least 500 consultations, pharmacy orders by doctors are at least 100, and lab orders by doctors are at least 100.

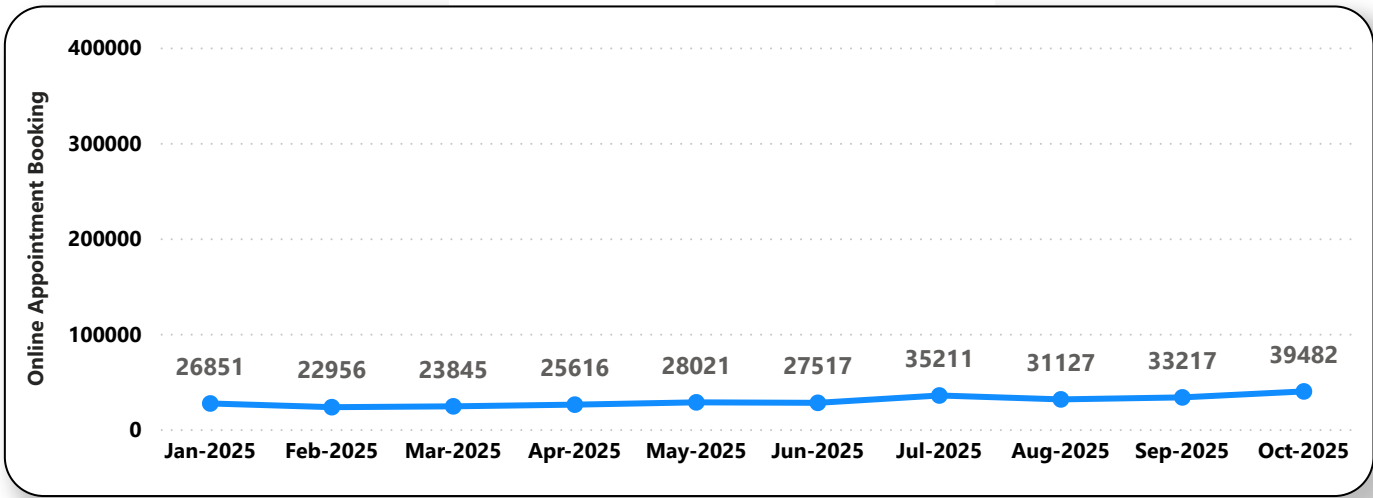
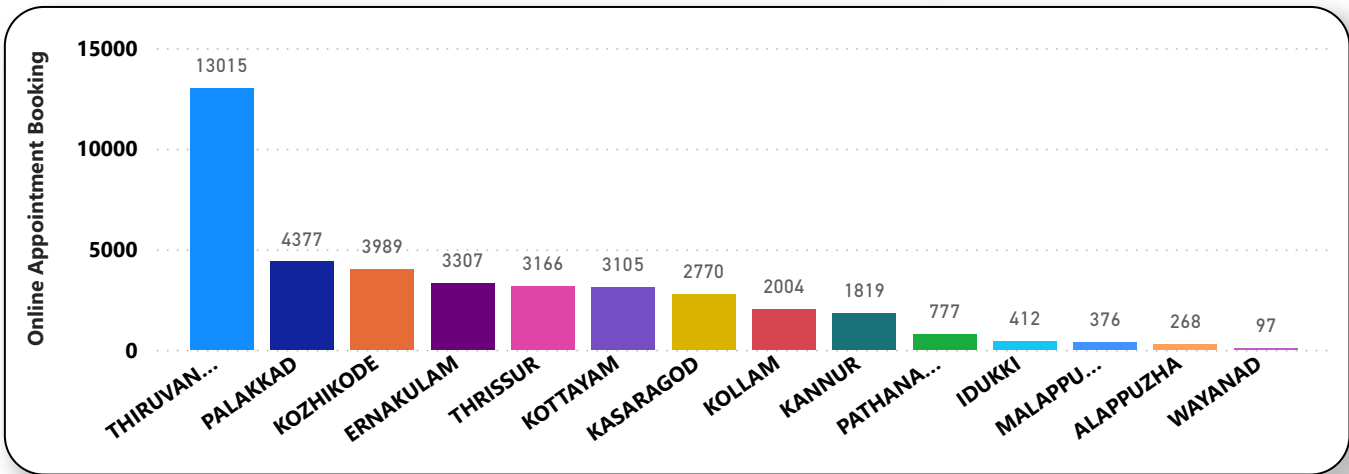
4. Status of Module Used in Hospitals

District wise status of live institutions and the count of various modules [Reception, OP Consultation, Lab, Pharmacy,Billing]

District	Live Institutions	Reception Started	OP Module Started	Pharmacy Started	Lab Started	Billing Started
THIRUVANANTHAPURAM	102	95	90	85	79	81
ERNAKULAM	73	70	58	55	42	39
KOZHIKODE	73	71	59	56	52	60
THRISSUR	72	66	63	62	62	58
MALAPPURAM	69	67	64	57	53	39
PALAKKAD	51	45	42	42	34	35
KANNUR	49	43	36	32	25	30
KOTTAYAM	41	38	36	33	25	26
ALAPPUZHA	40	39	36	36	31	21
KOLLAM	36	33	31	32	28	29
KASARAGOD	27	25	22	21	15	15
WAYANAD	27	27	25	25	23	22
PATHANAMTHITTA	25	23	19	19	19	21
IDUKKI	23	23	22	22	19	16
Total	708	665	603	577	507	492

5. 1 Online Appointment Booking in Hospitals (except Medical Colleges)

District-wise count of online appointments taken.



District-wise percentage of online appointments taken up on OP visits.

