

## 1. eHealth Kerala - Vital Statistics

Hospital Type	Live Institutions
Family Health Centre	531
Urban Health Wellness Centre	171
Urban Primary Health Centre	98
Community Health Centre	59
Taluk Headquarters Hospital	50
Taluk Hospital	38
Primary Health Centre	29
Block Family Health Centre	26
General Hospital	17
District Hospital	16
Specialty Hospital - Women Children	9
District TB Centre	5
Specialty Hospital	4
Public Health Laboratory	3
Urban Community Health Centre	2
Empanelled Diagnostic Centre	1
Government Dispensary	1
Specialty Hospital - Child Development	1
Specialty Hospital - Pulmonary Medicine	1
Urban Health Centre	1
<b>Total</b>	<b>1063</b>

## 2. Highlights



1. In February 2026, eHealth is implemented in six new institutions, with only Reception and Advance Appointment services initiated.
2. Of the 1,058 institutions, 708 provide all services, while 350 offer only Reception and Advance Appointment services.
3. Idukki remains the top-ranked district in eHealth service delivery across all DHS and NHM institutions.
4. Wayanad consistently holds the second position for the past three months.
5. Idukki records the highest percentage of UHID visits (73%), followed by Wayanad (64%).
6. The highest percentage of pharmacy prescriptions by doctors is recorded in Idukki (87%), followed by Wayanad (73%).
7. Kasaragod (1.93%) ranks first in the district-wise percentage of online OP appointments, followed by Palakkad (1.86%) and Thiruvananthapuram (1.72%).



1. Ernakulam district ranks last in eHealth service delivery across all DHS and NHM institutions.
2. The lowest percentage of UHID visits is recorded in Malappuram (34%), followed by Kannur (36%).
3. Thiruvananthapuram district (49%) records the lowest percentage of doctor consultations, followed by Ernakulam (50%).
4. The lowest percentage of pharmacy usage is recorded in Thiruvananthapuram (29%), followed by Ernakulam (33%).

**NB:** Institutions started via VPN (Reception/Advanced Appointment started) are not considered in the rank and usage calculations.

## 2. eHealth - District Ranking Matrix Based on Performance of all Institutions (except Medical Colleges)

The ranking matrix showcases the performance of districts in providing eHealth services through all institutions (excluding Medical Colleges) based on six different parameters.

These parameters include:

1. Percentage of institutions where the reception module is currently being used (except institution started with VPN)
2. Percentage of UHID Visits.
3. Percentage of Doctor Consultations.
4. Percentage of Pharmacy Prescriptions by doctors.
5. Percentage of lab orders by doctors.
6. Percentage of Live Institutions.

Weightage is assigned to the percentages calculated in intervals of 10. The rank is determined based on the sum of these weightages.

The top-performing districts should aim to maintain their positions, while the average and low-performing districts should strive to reach the 'top four' league.

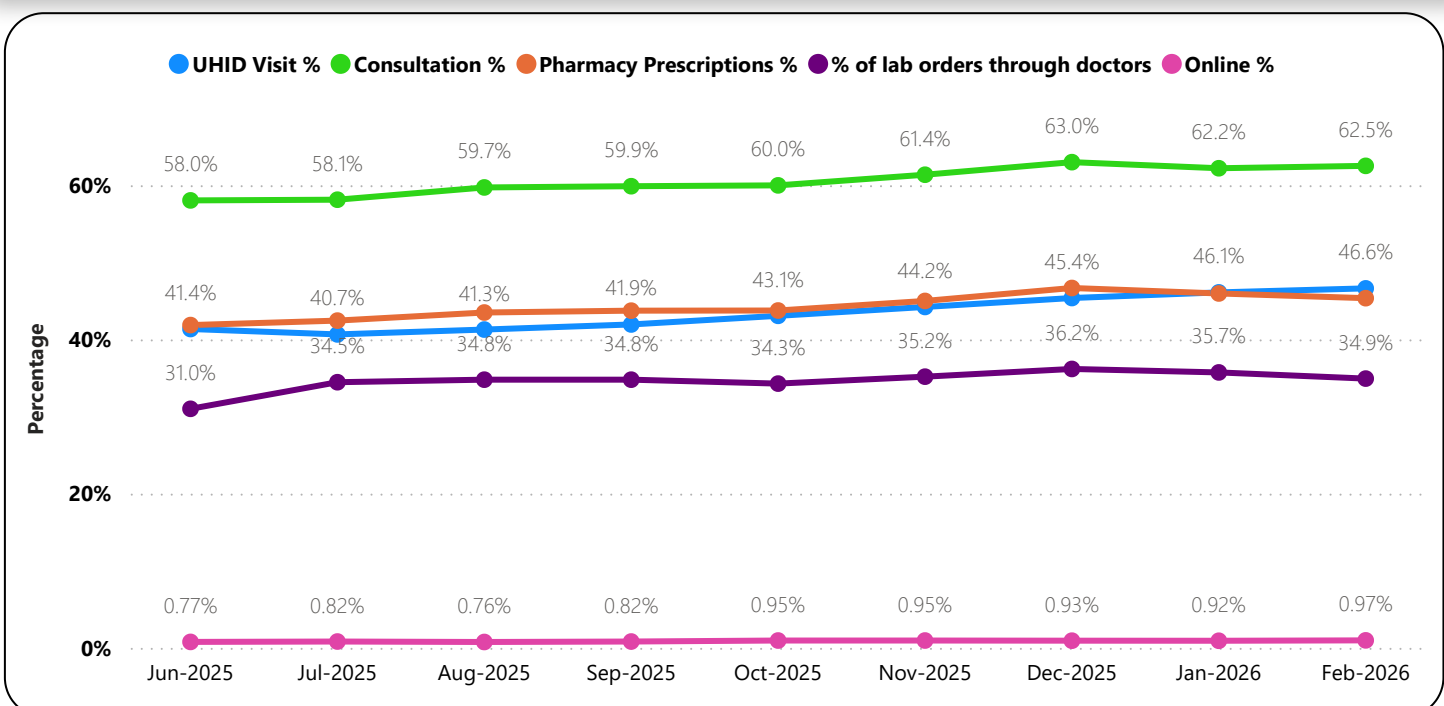
The ranking matrix for the current month, February 2026, along with the previous two months, is provided in the table below.

District	December	January	February
IDUKKI	1	1	1
WAYANAD	2	2	2
ALAPPUZHA	3	3	3
THRISSUR	4	4	4
MALAPPURAM	5	4	5
PALAKKAD	5	5	5
KASARAGOD	6	5	6
KOLLAM	6	6	7
KOZHIKODE	6	6	7
KOTTAYAM	7	7	8
KANNUR	7	7	9
PATHANAMTHITTA	7	7	9
THIRUVANANTHAPURAM	6	6	9
ERNAKULAM	8	8	10

- Best performing
- Average performing
- Low performing

**NB:** Institutions started via VPN (Reception/Advanced Appointment started) are not considered in the rank and usage calculations.

## 3. eHealth - State Performance Trend (except Medical Colleges)



## 3. eHealth - Institution Level Ranking (except Medical Colleges)

Hospital	State Rank
FAMILY HEALTH CENTRE ARTHAT	1
FAMILY HEALTH CENTRE ENGANDIYUR	1
FAMILY HEALTH CENTRE KAKKODI	1
Family Health Centre Kavassery	1
FAMILY HEALTH CENTRE PURAKKAD	1
FAMILY HEALTH CENTRE THAIKKAD	1
FAMILY HEALTH CENTRE THOTTAPPALLY	1
FAMILY HEALTH CENTRE UMMANNOOR	1
FAMILY HEALTH CENTER ANDATHODE	2
FAMILY HEALTH CENTRE ALAKODE THERTHALLY	2
FAMILY HEALTH CENTRE AMARAMBALAM	2
FAMILY HEALTH CENTRE BISON VALLEY	2
FAMILY HEALTH CENTRE EDAVILANGU	2
FAMILY HEALTH CENTRE ENNAPPARA	2
FAMILY HEALTH CENTRE KARTHIKAPPALLY	2
Family Health Centre Kizhakkencherry	2
FAMILY HEALTH CENTRE KOOLIMUTTOM	2
FAMILY HEALTH CENTRE KOTTANGAL	2
FAMILY HEALTH CENTRE KUDAYATHUR	2
FAMILY HEALTH CENTRE KUMBADAJE	2
FAMILY HEALTH CENTRE KURUPPANTHARA	2
family Health Centre Kuthanur	2
FAMILY HEALTH CENTRE NARANAMMOOZHY	2
FAMILY HEALTH CENTRE PARASSINIKADAVU	2
FAMILY HEALTH CENTRE PONMALA	2
FAMILY HEALTH CENTRE POZHUTHANA	2
FAMILY HEALTH CENTRE VETTAKKAL	2
FAMILY HEALTH CENTER NOOLPUZHA	3
Family Health Centre Anakkatty	3
FAMILY HEALTH CENTRE ARAKULAM	3
FAMILY HEALTH CENTRE CHERUTHANA	3
FAMILY HEALTH CENTRE CHETHALAYAM	3
FAMILY HEALTH CENTRE EROOR	3
FAMILY HEALTH CENTRE EZHUKONE	3
FAMILY HEALTH CENTRE ITTIVA	3
Family Health Centre Keralassery	3
FAMILY HEALTH CENTRE KODIKULAM	3
FAMILY HEALTH CENTRE MEENACHIL	3

Hospital	State Rank
COMMUNITY HEALTH CENTRE KUMARAKOM	40
FAMILY HEALTH CENTRE CHELLANAM	40
FAMILY HEALTH CENTRE KALLIASSERY	40
FAMILY HEALTH CENTRE KOODALI	40
Family Health Centre Kottopadam	40
FAMILY HEALTH CENTRE MEENADOM	40
FAMILY HEALTH CENTRE MOONNILAVU	40
FAMILY HEALTH CENTRE PERUMON	40
FAMILY HEALTH CENTRE VANIYAMAPARA	40
FAMILY HEALTH CENTRE VELIYANCODE	40
FAMILY HEALTH CENTRE VETILAPPARA	40
URBAN PRIMARY HEALTH CENTRE KOLASSERY	40
URBAN PRIMARY HEALTH CENTRE NILESHWARAM	40
FAMILY HEALTH CENTRE KADANGODE	39
FAMILY HEALTH CENTRE KAMAKSHY	38
FAMILY HEALTH CENTRE KOONAMMAVU	38
FAMILY HEALTH CENTRE ORUMANYUR	38
Family Health Centre Pudur	38
INTEGRATED FAMILY HEALTH CENTRE PANGAPPARA	38
URBAN PRIMARY HEALTH CENTRE Tripunithura	38
BLOCK FAMILY HEALTH CENTRE MARANCHERY	37
BLOCK FAMILY HEALTH CENTRE TANUR	37
FAMILY HEALTH CENTRE ANGADIPPURAM	37
FAMILY HEALTH CENTRE KUTTAMPUZHA	37
WOMEN AND CHILDREN HOSPITAL MATTANCHERRY	37
FAMILY HEALTH CENTRE CHERUVANNUR NALLALAM	36
FAMILY HEALTH CENTRE GOTHURUTH	36
FAMILY HEALTH CENTRE KOTTAYAM MALABAR	36
TALUK HEAD QUARTERS HOSPITAL MALAPPURAM	36
BLOCK FAMILY HEALTH CENTRE VETTOM	35
COMMUNITY HEALTH CENTRE CHENGAMANAD	35
COMMUNITY HEALTH CENTRE CHERPU	35
DISTRICT HOSPITAL MAVELIKARA	35
DISTRICT HOSPITAL NEDUMANGAD	35
FAMILY HEALTH CENTRE CHERANFELLOORE	35

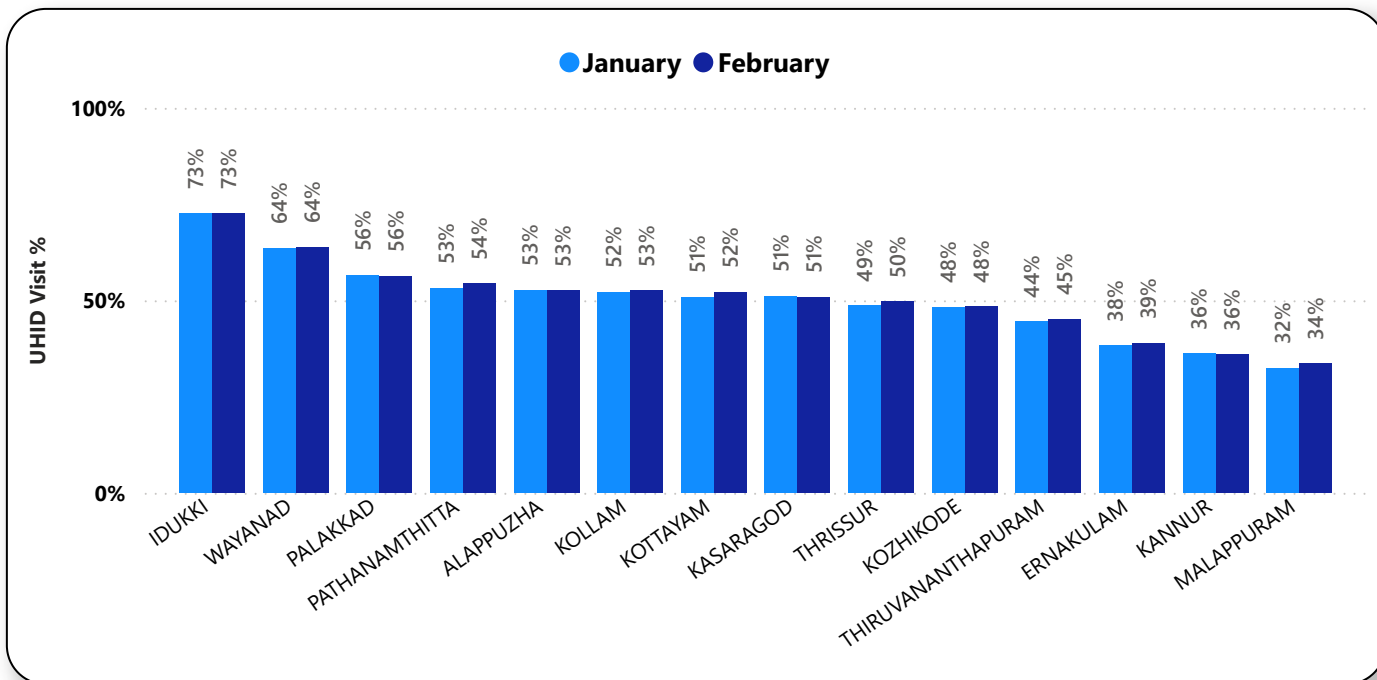
## 3.1 eHealth Performance - Reception Module

The Reception Module is considered functional in an institution only if a minimum of 500 visits are created in a month

District	Live Institutions	Reception started	%
THIRUVANANTHAPURAM	104	102	98%
THRISSUR	73	69	95%
ERNAKULAM	72	69	96%
MALAPPURAM	70	69	99%
KOZHIKODE	69	69	100%
PALAKKAD	52	50	96%
KANNUR	48	44	92%
ALAPPUZHA	44	43	98%
KOTTAYAM	42	39	93%
KOLLAM	38	37	97%
KASARAGOD	26	25	96%
WAYANAD	25	25	100%
PATHANAMTHITTA	23	23	100%
IDUKKI	22	20	91%
<b>Total</b>	<b>708</b>	<b>684</b>	<b>97%</b>

## 3.2 e-Health Performance - UHID Visits

UHID Visit % is calculated as (UHID Visits / Total Visit) \*100



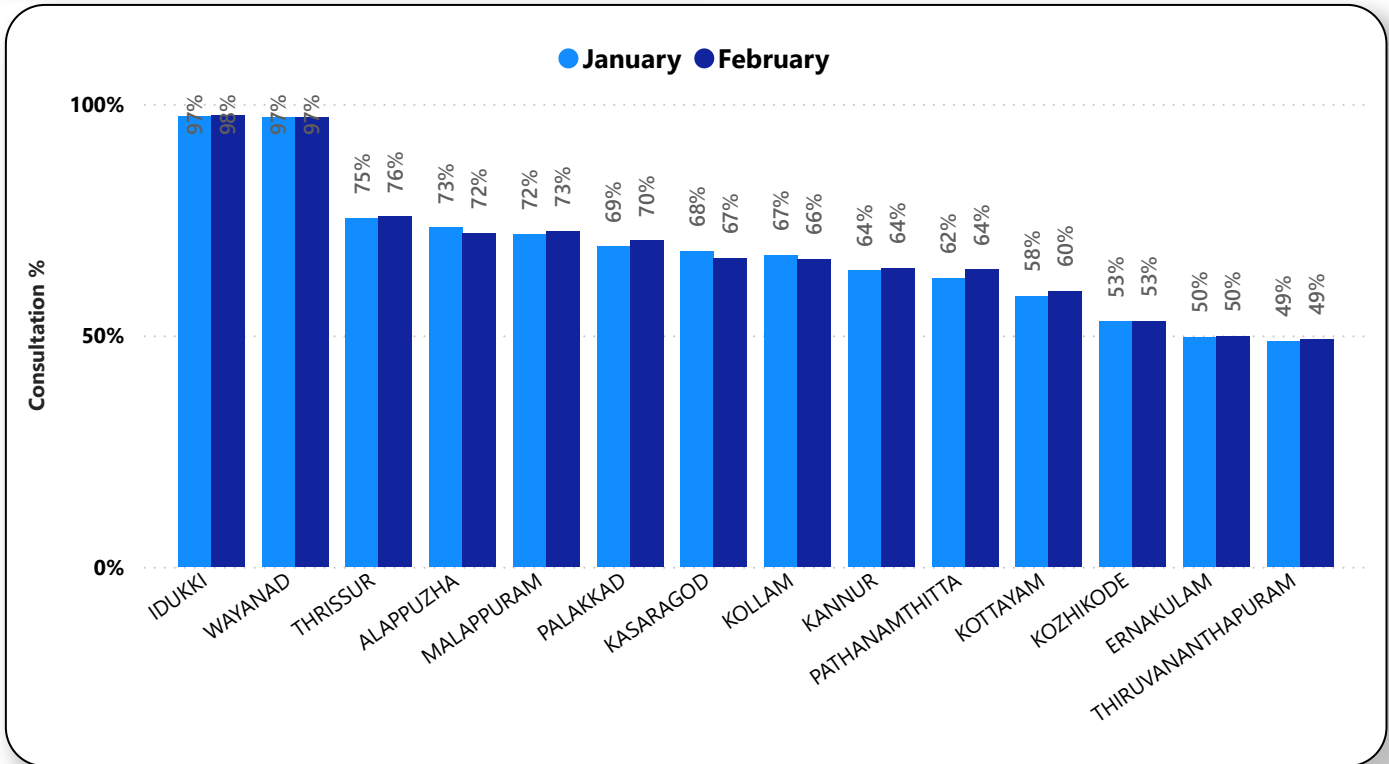
## Institutions based on UHID Visits

Hospital	UHID Visit %
FAMILY HEALTH CENTRE PURAKKAD	100.00%
FAMILY HEALTH CENTRE THOTTAPPALLY	99.94%
FAMILY HEALTH CENTRE VAZHOOR	99.86%
FAMILY HEALTH CENTRE KAKKODI	98.78%
FAMILY HEALTH CENTRE ANAKUDY	97.44%
Family Health Centre Kavassery	95.48%
FAMILY HEALTH CENTRE ARTHAT	94.09%
FAMILY HEALTH CENTRE THAIKKAD	94.05%
FAMILY HEALTH CENTRE ENGANDIYUR	93.53%
FAMILY HEALTH CENTRE UMMANNOOR	92.72%
FAMILY HEALTH CENTRE CHERUVATTOOR	92.52%
FAMILY HEALTH CENTRE MUNAMBAM	91.81%
FAMILY HEALTH CENTRE VETTAKKAL	90.96%
FAMILY HEALTH CENTRE MANARCAD	90.72%
FAMILY HEALTH CENTRE ENNAPPARA	89.56%
FAMILY HEALTH CENTRE MEENACHIL	89.54%
Family Health Centre Keralassery	89.29%

Hospital	UHID Visit %
BLOCK FAMILY HEALTH CENTRE MARANCHERY	0.21%
TALUK HEAD QUARTERS HOSPITAL MALAPPURAM	0.52%
FAMILY HEALTH CENTRE THALAKKAD	1.42%
DISTRICT HOSPITAL TIRUR	1.47%
WOMEN AND CHILDRENS HOSPITAL PONNANI	1.85%
MENTAL HEALTH CENTRE PEROORKADA	2.53%
FAMILY HEALTH CENTRE PUZHAKKATTIRI	2.63%
URBAN PRIMARY HEALTH CENTRE BIYYAM	3.23%
TALUK HOSPITAL PERAMBRA	3.53%
FAMILY HEALTH CENTRE KUTTAMPUZHA	5.95%
URBAN PRIMARY HEALTH CENTRE MANGALASSERY	6.21%
WOMEN AND CHILDREN HOSPITAL MATTANCHERRY	6.39%
BLOCK FAMILY HEALTH CENTRE TANUR	7.80%

## 3.3 e-Health Performance - Doctor Consultation

Consultation % is calculated as (Doctor Consultation / OP Visits) \*100



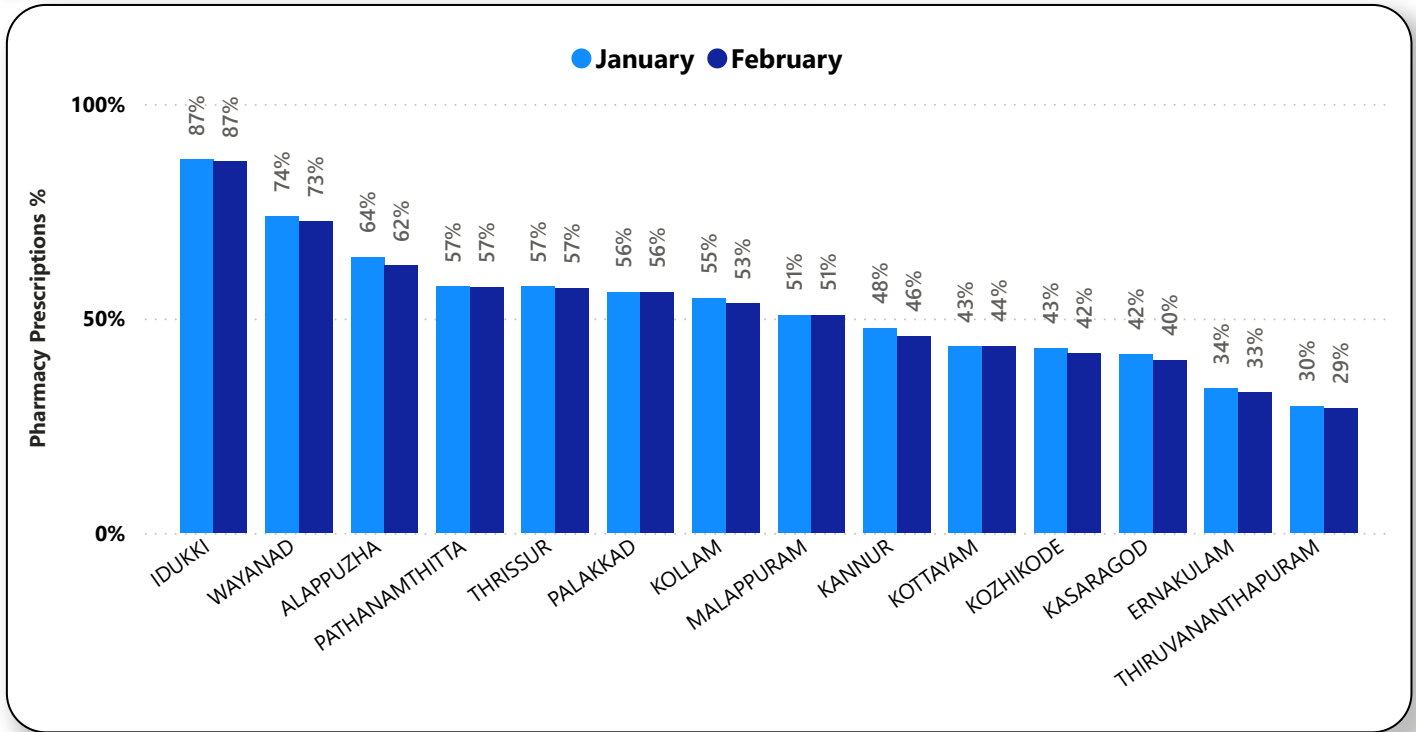
## Doctor Consultation Percentage in all Institutions

Hospital	Doctor Consultation %
FAMILY HEALTH CENTRE EROOR	100.00%
FAMILY HEALTH CENTRE KOIPURAM	100.00%
FAMILY HEALTH CENTRE POTHUKAL	100.00%
FAMILY HEALTH CENTRE PUTHIYANGADI FISHERIES	100.00%
FAMILY HEALTH CENTRE THIRUNAVAYA	100.00%
FAMILY HEALTH CENTRE THOTTAPPALLY	100.00%
FAMILY HEALTH CENTRE VELIYANNOOR	100.00%
PRIMARY HEALTH CENTRE MANKULAM	100.00%
FAMILY HEALTH CENTRE ARIKKULAM	99.98%
FAMILY HEALTH CENTRE AMARAMBALAM	99.97%
FAMILY HEALTH CENTRE KURUPPANTHARA	99.97%
FAMILY HEALTH CENTRE MOONNIYUR	99.97%
FAMILY HEALTH CENTRE VIZHIKKATHODU	99.97%
Family Health Centre Mathur	99.96%

Hospital	Doctor Consultation %
BLOCK FAMILY HEALTH CENTRE TANUR	0.00%
COMMUNITY HEALTH CENTRE CHERPU	0.00%
COMMUNITY HEALTH CENTRE KODUVALLY	0.00%
COMMUNITY HEALTH CENTRE KURATHIKAD	0.00%
COMMUNITY HEALTH CENTRE OACHIRA	0.00%
COMMUNITY HEALTH CENTRE THALAKULATHUR	0.00%
COMMUNITY HEALTH CENTRE ULLIYERI	0.00%
FAMILY HEALTH CENTRE ANGADIPPURAM	0.00%
FAMILY HEALTH CENTRE CHERANELLOORE	0.00%
FAMILY HEALTH CENTRE CHERUVANNUR NALLALAM	0.00%
FAMILY HEALTH CENTRE EDAPPALLY	0.00%
FAMILY HEALTH CENTRE GOTHURUTH	0.00%

## 3.4 e-Health Performance - Pharmacy Usage

Pharmacy % is calculated as (Pharmacy Prescriptions/ Total OP Visits ) \*100



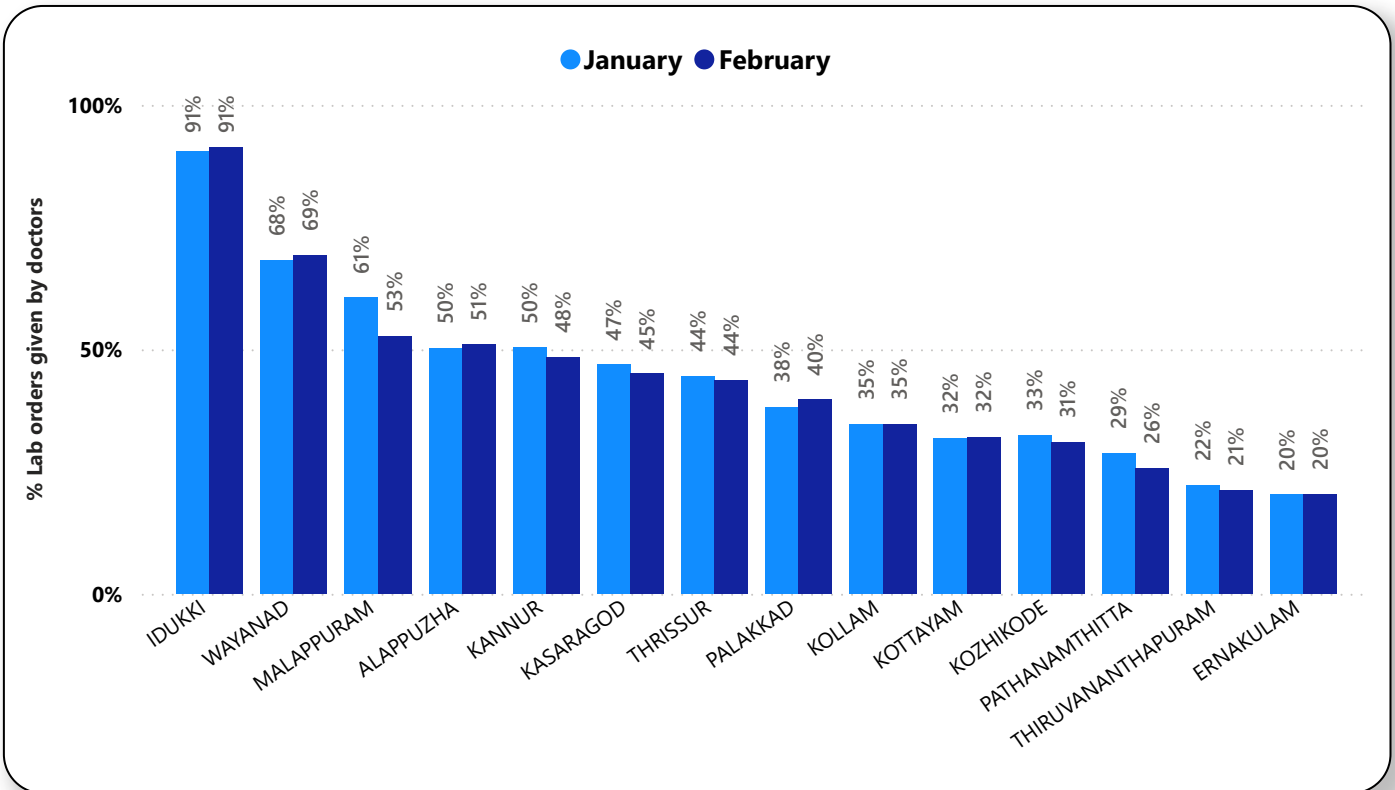
## Pharmacy Usage in all Institutions

Hospital	Pharmacy Usage %
FAMILY HEALTH CENTRE BISON VALLEY	100.00%
FAMILY HEALTH CENTRE KAKKODI	100.00%
FAMILY HEALTH CENTRE THOTTAPPALLY	100.00%
FAMILY HEALTH CENTRE THIRUNAVAYA	99.49%
FAMILY HEALTH CENTRE PURAKKAD	99.48%
FAMILY HEALTH CENTRE MEZHUVELI	98.87%
FAMILY HEALTH CENTRE ARTHAT	98.83%
FAMILY HEALTH CENTRE THAIKKAD	98.22%
FAMILY HEALTH CENTRE MUTHOLY	97.77%
FAMILY HEALTH CENTRE VELIYANNOOR	97.15%
FAMILY HEALTH CENTRE VELLAVOOR	96.88%
URBAN PRIMARY HEALTH CENTRE KALLUNIRA	96.61%
FAMILY HEALTH CENTRE PAIPPAD	96.16%
FAMILY HEALTH CENTRE AYMANAM	95.99%
FAMILY HEALTH CENTER ANDATHODE	95.47%

Hospital	Pharmacy Usage %
BLOCK FAMILY HEALTH CENTRE TANUR	0.00%
BLOCK FAMILY HEALTH CENTRE VET TOM	0.00%
COMMUNITY HEALTH CENTRE PATTIAM	0.00%
COMMUNITY HEALTH CENTRE CHERPU	0.00%
COMMUNITY HEALTH CENTRE KADAMPAZHIPURAM	0.00%
COMMUNITY HEALTH CENTRE KODUVALLY	0.00%
COMMUNITY HEALTH CENTRE KURATHIKAD	0.00%
COMMUNITY HEALTH CENTRE OACHIRA	0.00%
COMMUNITY HEALTH CENTRE OLAVANNA	0.00%
COMMUNITY HEALTH CENTRE OMANOOR	0.00%
COMMUNITY HEALTH CENTRE THALAKULATHUR	0.00%
COMMUNITY HEALTH CENTRE ULLIYERI	0.00%
DISTRICT HOSPITAL NEDUMANGAD	0.00%
Family Health Centre Akathethara	0.00%

## 3.5 e-Health Performance - Lab Usage

Lab % is calculated as (Lab orders given by doctors / Total Lab Orders) \*100



## Lab Usage in all Institutions

Hospital	Lab Usage %
BLOCK FAMILY HEALTH CENTRE VATANAPPALLY	100.00%
COMMUNITY HEALTH CENTRE KARUVARAKUNDU	100.00%
COMMUNITY HEALTH CENTRE MANAMBOOR	100.00%
COMMUNITY HEALTH CENTRE MUTHUKULAM	100.00%
COMMUNITY HEALTH CENTRE OLAVANNA	100.00%
COMMUNITY HEALTH CENTRE PALODE	100.00%
COMMUNITY HEALTH CENTRE VALAYAM	100.00%
DISTRICT HOSPITAL ALUVA	100.00%
DISTRICT HOSPITAL KANHANGAD	100.00%
DISTRICT HOSPITAL TIRUR	100.00%
FAMILY HEALTH CENTER ANDATHODE	100.00%
Family Health Centre Akathethara	100.00%
Family Health Centre Anakkatty	100.00%
FAMILY HEALTH CENTRE BISON VALLEY	100.00%

Hospital	Lab Usage %
Block Family Health Centre Kongad	0.00%
BLOCK FAMILY HEALTH CENTRE MARANCHERY	0.00%
BLOCK FAMILY HEALTH CENTRE TANUR	0.00%
BLOCK FAMILY HEALTH CENTRE VETOM	0.00%
COMMUNITY HEALTH CENTRE PATTIAM	0.00%
COMMUNITY HEALTH CENTRE CHERPU	0.00%
COMMUNITY HEALTH CENTRE KODUVALLY	0.00%
COMMUNITY HEALTH CENTRE KURATHIKAD	0.00%
COMMUNITY HEALTH CENTRE OACHIRA	0.00%
COMMUNITY HEALTH CENTRE OMANOOR	0.00%
COMMUNITY HEALTH CENTRE PAIKA	0.00%
COMMUNITY HEALTH CENTRE THALAKULATHUR	0.00%
COMMUNITY HEALTH CENTRE ULLIYERI	0.00%
DISTRICT HOSPITAL NEDUMANGAD	0.00%

## Non-EHealth Institutions Started

District	VPN Institutions	Reception Started	Advance Appointment Started
THIRUVANANTHAPURAM	42	42	17
ERNAKULAM	38	37	5
MALAPPURAM	38	36	15
KOLLAM	34	31	11
ALAPPUZHA	27	26	6
THRISSUR	27	24	6
KOTTAYAM	24	23	4
PALAKKAD	23	22	3
KANNUR	22	14	4
KOZHIKODE	18	17	2
PATHANAMTHITTA	18	17	6
WAYANAD	16	16	9
KASARAGOD	13	13	4
IDUKKI	10	9	3
<b>Total</b>	<b>350</b>	<b>327</b>	<b>95</b>

## 4. Status of Usage in Hospitals

District wise status of live institutions and the count of various modules [Reception, OP Consultation, Lab orders by doctors, Pharmacy order by doctors]

District	Live Institutions	Reception	Consultation	Pharmacy orders by doctors	Lab orders by doctors
THIRUVANANTHAPURAM	104	102 (98%)	90 (87%)	80 (77%)	87 (84%)
THRISSUR	73	69 (95%)	66 (90%)	65 (89%)	66 (90%)
ERNAKULAM	72	69 (96%)	62 (86%)	56 (78%)	53 (74%)
MALAPPURAM	70	69 (99%)	66 (94%)	58 (83%)	53 (76%)
KOZHIKODE	69	69 (100%)	59 (86%)	55 (80%)	59 (86%)
PALAKKAD	52	50 (96%)	48 (92%)	44 (85%)	43 (83%)
KANNUR	48	44 (92%)	40 (83%)	37 (77%)	33 (69%)
ALAPPUZHA	44	43 (98%)	41 (93%)	40 (91%)	39 (89%)
KOTTAYAM	42	39 (93%)	37 (88%)	36 (86%)	31 (74%)
KOLLAM	38	37 (97%)	34 (89%)	34 (89%)	32 (84%)
KASARAGOD	26	25 (96%)	21 (81%)	21 (81%)	17 (65%)
WAYANAD	25	25 (100%)	25 (100%)	25 (100%)	24 (96%)
PATHANAMTHITTA	23	23 (100%)	21 (91%)	21 (91%)	20 (87%)
IDUKKI	22	20 (91%)	20 (91%)	20 (91%)	20 (91%)
<b>Total</b>	<b>708</b>	<b>684 (97%)</b>	<b>630 (89%)</b>	<b>592 (84%)</b>	<b>577 (81%)</b>

**Note :** The operational status of modules shall be determined based on the following minimum activity thresholds:

- **Reception:** Minimum 500 patient visits recorded
- **OP Module:** Minimum 500 consultations completed
- **Pharmacy:** Minimum 100 doctor-generated pharmacy orders
- **Laboratory:** Minimum 100 doctor-generated laboratory orders

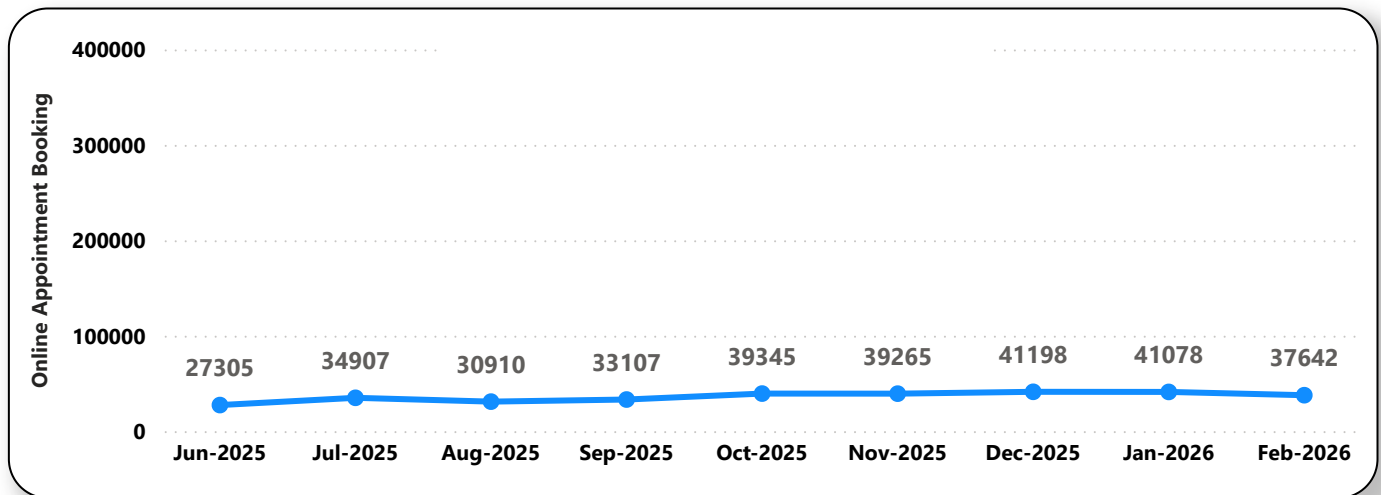
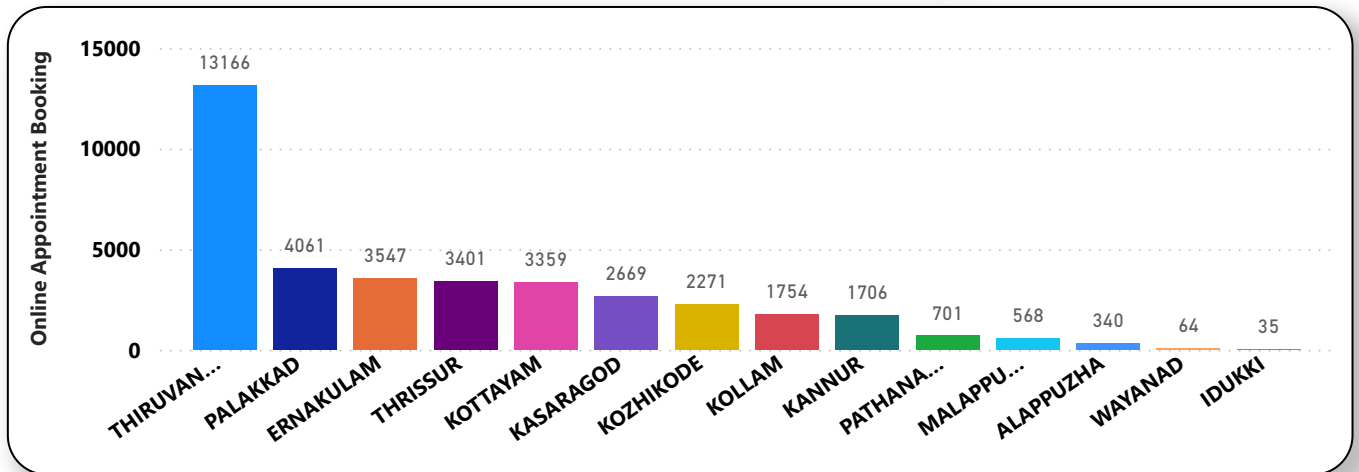
## 4. Status of Module Used in Hospitals

District wise status of live institutions and the count of various modules [Reception, OP Consultation, Lab, Pharmacy, Billing]

District	Live Institutions	Reception Started	Consultation Started	Pharmacy Started	Lab Started	Billing Started
THIRUVANANTHAPURAM	104	102	90	88	80	80
THRISSUR	73	69	66	65	64	60
ERNAKULAM	72	69	62	57	47	48
MALAPPURAM	70	69	66	60	50	37
KOZHIKODE	69	69	59	55	50	56
PALAKKAD	52	50	48	44	41	41
KANNUR	48	44	40	39	31	30
ALAPPUZHA	44	43	41	42	35	34
KOTTAYAM	43	39	37	37	27	29
KOLLAM	38	37	34	35	32	33
KASARAGOD	26	25	21	22	17	18
WAYANAD	25	25	25	25	24	22
PATHANAMTHITTA	23	23	21	21	19	19
IDUKKI	21	20	20	20	17	14
<b>Total</b>	<b>708</b>	<b>684</b>	<b>630</b>	<b>610</b>	<b>534</b>	<b>521</b>

### 5. 1 Online Appointment Booking in Hospitals (except Medical Colleges)

District-wise count of online appointments taken.



District-wise percentage of online appointments taken up on OP visits.

