

## 1. eHealth Kerala - Vital Statistics

Hospital Type	Live Institutions
Family Health Centre	530
Urban Health Wellness Centre	169
Urban Primary Health Centre	98
Community Health Centre	60
Taluk Headquarters Hospital	49
Taluk Hospital	38
Primary Health Centre	28
Block Family Health Centre	25
Medical College Hospital	19
General Hospital	17
District Hospital	16
Specialty Hospital - Women Children	9
District TB Centre	4
Specialty Hospital	4
Public Health Laboratory	3
Urban Community Health Centre	2
Empanelled Diagnostic Centre	1
Government Dispensary	1
Specialty Hospital - Child Development	1
Specialty Hospital - Pulmonary Medicine	1
Urban Health Centre	1
<b>Total</b>	<b>1076</b>

## 2. Highlights



1. In January 2026, eHealth is implemented in six new institutions, with only Reception and Advance Appointment services initiated.
2. Of the 1,052 institutions, 706 provide all services, while 346 offer only Reception and Advance Appointment services.
3. Idukki remains the top-ranked district in eHealth service delivery across all DHS and NHM institutions.
4. Wayanad consistently holds the second position for the past three months.
5. Idukki records the highest percentage of UHID visits (73%), followed by Wayanad (64%).
6. Idukki and Wayanad record the highest percentage of doctor consultations at 97%.
7. The highest percentage of pharmacy prescriptions by doctors is recorded in Idukki (87%), followed by Wayanad (74%).
8. Palakkad (1.95%) ranks first in the district-wise percentage of online OP appointments, followed by Kasaragod (1.85%) and Thiruvananthapuram (1.57%).



1. Ernakulam district ranks last in eHealth service delivery across all DHS and NHM institutions.
2. The lowest percentage of UHID visits is recorded in Malappuram (32%), followed by Kannur (36%).
3. Ernakulam district records the lowest percentage of doctor consultations (50%), followed by Thiruvananthapuram (51%).
4. The lowest percentage of pharmacy usage is recorded in Thiruvananthapuram (31%), followed by Ernakulam (34%).
5. eHealth has not started in 13 institutions, despite the availability of the required infrastructure.

**NB:** Institutions started via VPN (Reception/Advanced Appointment started) are not considered in the rank and usage calculations.

## 2. eHealth - District Ranking Matrix Based on Performance of all Institutions (except Medical Colleges)

The ranking matrix showcases the performance of districts in providing eHealth services through all institutions (excluding Medical Colleges) based on six different parameters.

These parameters include:

1. Percentage of institutions where the reception module is currently being used (except institution started with VPN)
2. Percentage of UHID Visits.
3. Percentage of Doctor Consultations.
4. Percentage of Pharmacy Prescriptions by doctors.
5. Percentage of lab orders by doctors.
6. Percentage of Live Institutions.

Weightage is assigned to the percentages calculated in intervals of 10. The rank is determined based on the sum of these weightages.

The top-performing districts should aim to maintain their positions, while the average and low-performing districts should strive to reach the 'top four' league.

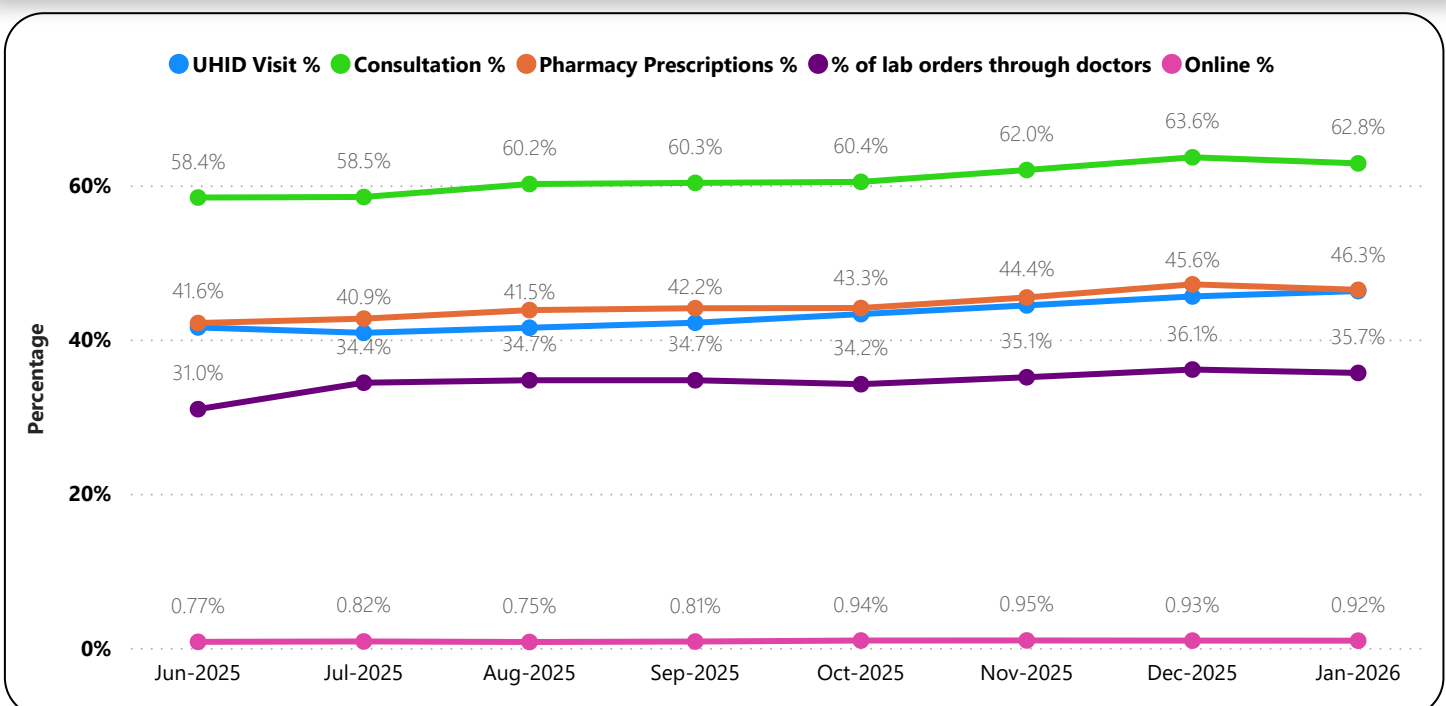
The ranking matrix for the current month, January 2026, along with the previous two months, is provided in the table below.

District	November	December	January
IDUKKI	1	1	1
WAYANAD	2	2	2
ALAPPUZHA	3	3	3
MALAPPURAM	4	5	4
THRISSUR	4	4	4
KASARAGOD	8	6	5
PALAKKAD	5	5	5
KOLLAM	6	6	6
KOZHIKODE	6	6	6
THIRUVANANTHAPURAM	7	6	6
KANNUR	9	7	7
KOTTAYAM	8	7	7
PATHANAMTHITTA	8	7	7
ERNAKULAM	10	8	8

- Best performing
- Average performing
- Low performing

**NB:** Institutions started via VPN (Reception/Advanced Appointment started) are not considered in the rank and usage calculations.

## 3. eHealth - State Performance Trend (except Medical Colleges)



## 3. eHealth - Institution Level Ranking (except Medical Colleges)

Hospital	State Rank ▲
FAMILY HEALTH CENTRE ARTHAT	1
FAMILY HEALTH CENTRE ENGANDIYUR	1
FAMILY HEALTH CENTRE KAKKODI	1
Family Health Centre Kavassery	1
FAMILY HEALTH CENTRE PURAKKAD	1
FAMILY HEALTH CENTRE THAIKKAD	1
FAMILY HEALTH CENTRE THOTTAPPALLY	1
FAMILY HEALTH CENTRE VETTAKKAL	1
FAMILY HEALTH CENTRE AMARAMBALAM	2
FAMILY HEALTH CENTRE BISON VALLEY	2
FAMILY HEALTH CENTRE ENNAPPARA	2
FAMILY HEALTH CENTRE KUDAYATHUR	2
family Health Centre Kuthanur	2
FAMILY HEALTH CENTRE MEENACHIL	2
FAMILY HEALTH CENTRE MOONNILAVU	2
FAMILY HEALTH CENTRE NARANAMMOOZHY	2
Family Health Centre Ozhalapathy	2
FAMILY HEALTH CENTRE PONMALA	2
Block Family Health Centre Kongad	3
FAMILY HEALTH CENTRE WEST KALLADA	3
FAMILY HEALTH CENTRE ALAKODE	3
FAMILY HEALTH CENTRE ALAKODE THERTHALLY	3
FAMILY HEALTH CENTRE CHIRAKKAL	3
FAMILY HEALTH CENTRE EDAVILANGU	3
FAMILY HEALTH CENTRE ELAMKULAM	3
FAMILY HEALTH CENTRE EZHUKONE	3
Family Health Centre Kanjirapuzha	3
FAMILY HEALTH CENTRE KARIMANNOOR	3
FAMILY HEALTH CENTRE KARTHIKAPPALLY	3
Family Health Centre Kizhakkencherry	3
FAMILY HEALTH CENTRE KODIKULAM	3
FAMILY HEALTH CENTRE KOTTANGAL	3
FAMILY HEALTH CENTRE KUMBADAJE	3
FAMILY HEALTH CENTRE KURUPPANTHARA	3
FAMILY HEALTH CENTRE MELILA	3
FAMILY HEALTH CENTRE PALAMEL	3
FAMILY HEALTH CENTRE PARASSINIKADAVU	3
FAMILY HEALTH CENTRE PERUMBALAM	3

Hospital	State Rank ▼
COMMUNITY HEALTH CENTRE KUMARAKOM	40
FAMILY HEALTH CENTRE CHELLANAM	40
FAMILY HEALTH CENTRE KOODALI	40
Family Health Centre Kottopadam	40
FAMILY HEALTH CENTRE MEENADOM	40
FAMILY HEALTH CENTRE PERUMON	40
Family Health Centre Pudur	40
FAMILY HEALTH CENTRE VALLATHOL NAGAR	40
FAMILY HEALTH CENTRE VANIAMAPARA	40
FAMILY HEALTH CENTRE VELIYANCODE	40
FAMILY HEALTH CENTRE VETILAPPARA	40
URBAN PRIMARY HEALTH CENTRE KOLASSERY	40
COMMUNITY HEALTH CENTRE OACHIRA	39
FAMILY HEALTH CENTRE KALLIASSERY	38
FAMILY HEALTH CENTRE KOONAMMAVU	38
FAMILY HEALTH CENTRE MANICKAL	38
FAMILY HEALTH CENTRE ORUMANYUR	38
INTEGRATED FAMILY HEALTH CENTRE PANGAPPARA	38
URBAN PRIMARY HEALTH CENTRE NILESHWARAM	38
URBAN PRIMARY HEALTH CENTRE Tripunithura	38
BLOCK FAMILY HEALTH CENTRE MARANCHERY	37
BLOCK FAMILY HEALTH CENTRE TANUR	37
DISTRICT HOSPITAL TIRUR	37
FAMILY HEALTH CENTRE ANGADIPPURAM	37
FAMILY HEALTH CENTRE KUTTAMPUZHA	37
TALUK HEAD QUARTERS HOSPITAL MALAPPURAM	37
WOMEN AND CHILDREN HOSPITAL MATTANCHERRY	37
COMMUNITY HEALTH CENTRE CHERPU	36
FAMILY HEALTH CENTRE CHERUVANNUR NALLALAM	36
FAMILY HEALTH CENTRE GOTHURUTH	36
FAMILY HEALTH CENTRE KOTTAYAM MALABAR	36
WOMEN AND CHILDREN HOSPITAL KOZHICODE	36
DISTRICT HOSPITAL MAVELIKARA	35
DISTRICT HOSPITAL NEDUMANGAD	35
FAMILY HEALTH CENTRE CHERANELLOORE	35

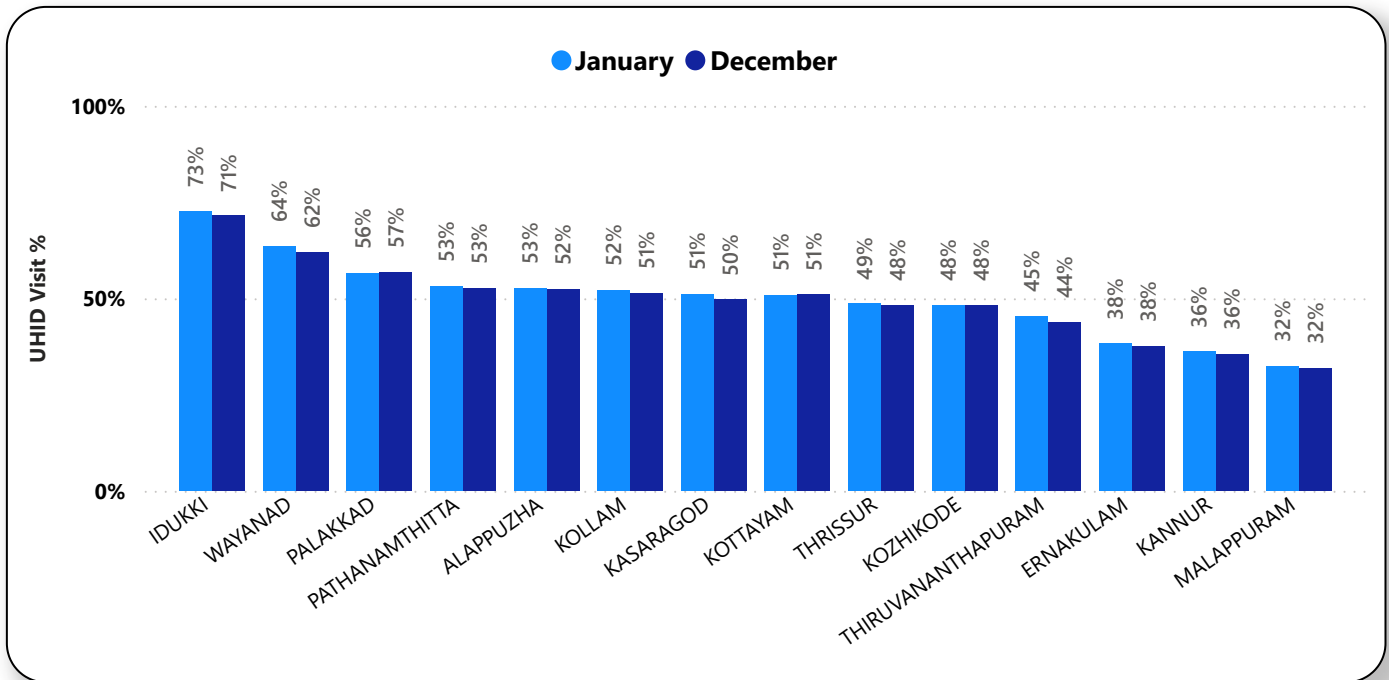
## 3.1 eHealth Performance - Reception Module

The Reception Module is considered functional in an institution only if a minimum of 500 visits are created in a month

District	Live Institutions	Reception started	%
THIRUVANANTHAPURAM	102	99	97%
ERNAKULAM	73	70	96%
THRISSUR	73	69	95%
MALAPPURAM	70	69	99%
KOZHIKODE	68	68	100%
PALAKKAD	52	50	96%
KANNUR	48	45	94%
ALAPPUZHA	44	44	100%
KOTTAYAM	42	39	93%
KOLLAM	38	36	95%
KASARAGOD	26	25	96%
WAYANAD	25	25	100%
PATHANAMTHITTA	23	23	100%
IDUKKI	22	21	95%
<b>Total</b>	<b>706</b>	<b>683</b>	<b>97%</b>

## 3.2 e-Health Performance - UHID Visits

UHID Visit % is calculated as (UHID Visits / Total Visit) \*100



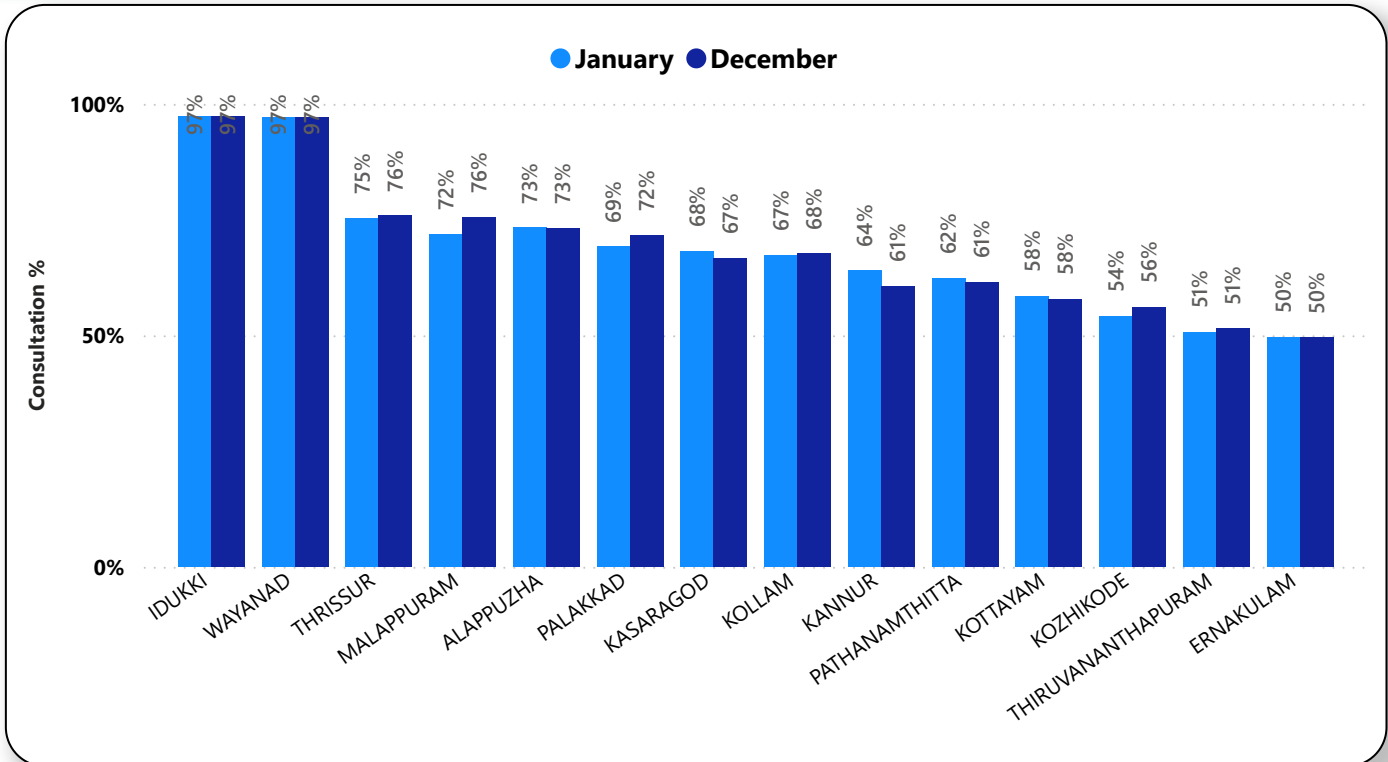
## Institutions based on UHID Visits

Hospital	UHID Visit %
FAMILY HEALTH CENTRE PURAKKAD	100.00%
FAMILY HEALTH CENTRE THOTTAPPALLY	99.95%
FAMILY HEALTH CENTRE VAZHOOR	99.94%
Family Health Centre Anakkatty	99.70%
FAMILY HEALTH CENTRE KAKKODI	99.56%
FAMILY HEALTH CENTRE ANAKUDY	96.79%
Family Health Centre Kavassery	94.94%
FAMILY HEALTH CENTRE ARTHAT	94.45%
FAMILY HEALTH CENTRE CHERUVATTOOR	94.28%
FAMILY HEALTH CENTRE ENGANDIYUR	93.11%
FAMILY HEALTH CENTRE MUNAMBAM	92.94%
FAMILY HEALTH CENTRE THAIKKAD	92.67%
FAMILY HEALTH CENTRE UMMANNOOR	91.65%
FAMILY HEALTH CENTRE VETTAKKAL	91.53%
FAMILY HEALTH CENTRE MEENACHIL	91.12%
FAMILY HEALTH CENTRE ENNAPPARA	90.81%
FAMILY HEALTH CENTRE	89.86%

Hospital	UHID Visit %
BLOCK FAMILY HEALTH CENTRE MARANCHERY	0.09%
TALUK HEAD QUARTERS HOSPITAL MALAPPURAM	0.18%
DISTRICT HOSPITAL TIRUR	1.62%
FAMILY HEALTH CENTRE THALAKKAD	1.70%
FAMILY HEALTH CENTRE PUZHAKKATTIRI	1.73%
FAMILY HEALTH CENTRE KUTTAMPUZHA	2.61%
MENTAL HEALTH CENTRE PEROORKADA	2.69%
URBAN PRIMARY HEALTH CENTRE BIYYAM	3.22%
URBAN PRIMARY HEALTH CENTRE MANGALASSERY	3.50%
TALUK HOSPITAL PERAMBRA	3.66%
WOMEN AND CHILDRENS HOSPITAL PONNANI	3.75%
BLOCK FAMILY HEALTH CENTRE TANUR	4.69%
FAMILY HEALTH CENTRE ANGADIPPURAM	5.68%
FAMILY HEALTH CENTRE OZHUR	6.39%

## 3.3 e-Health Performance - Doctor Consultation

Consultation % is calculated as (Doctor Consultation / OP Visits) \*100



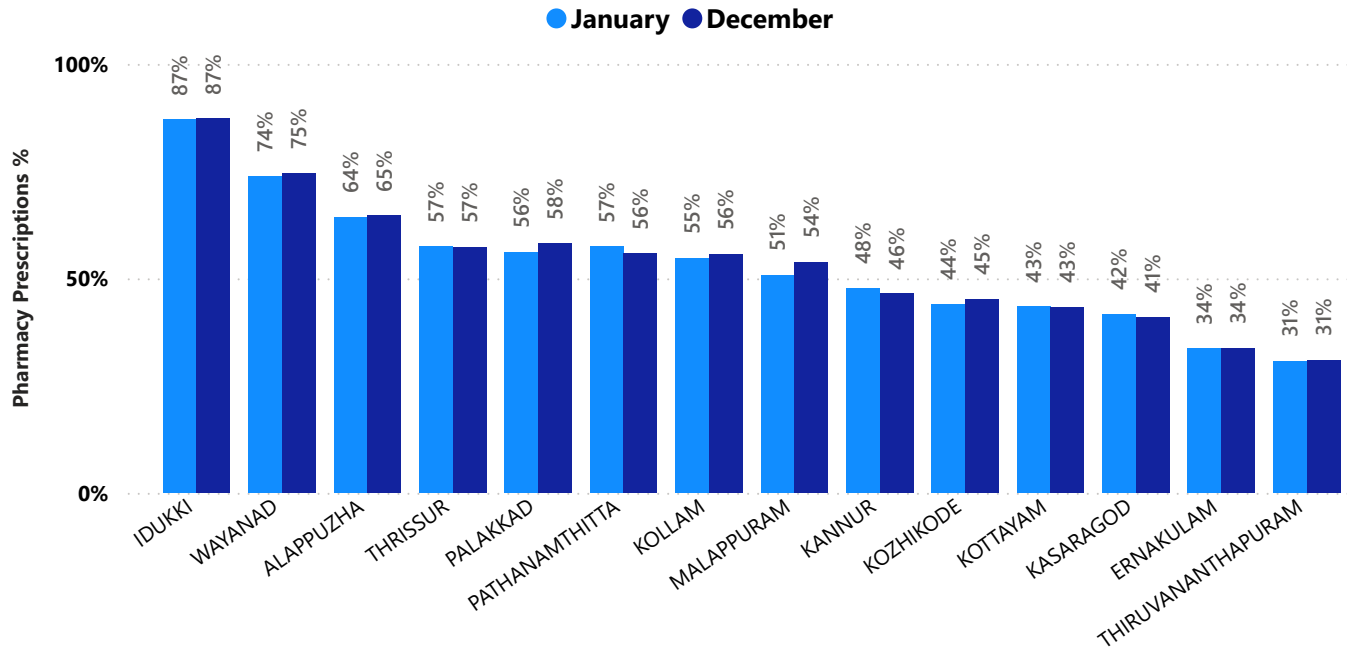
## Doctor Consultation Percentage in all Institutions

Hospital	Doctor Consultation %
FAMILY HEALTH CENTRE ALAKODE	100.00%
FAMILY HEALTH CENTRE ARTHAT	100.00%
FAMILY HEALTH CENTRE ENGANDIYUR	100.00%
FAMILY HEALTH CENTRE POTHUKAL	100.00%
FAMILY HEALTH CENTRE THOTTAPPALLY	100.00%
FAMILY HEALTH CENTRE EROOR	99.98%
FAMILY HEALTH CENTRE PULIKKAL	99.98%
Family Health Centre Mathur	99.97%
FAMILY HEALTH CENTRE UDUMBANTHALA	99.97%
FAMILY HEALTH CENTRE AMARAMBALAM	99.96%
FAMILY HEALTH CENTRE CHIRAKKAL	99.96%
FAMILY HEALTH CENTRE EZHAMKULAM	99.96%
FAMILY HEALTH CENTRE POOTHADI	99.96%
FAMILY HEALTH CENTRE ARAKULAM	99.95%

Hospital	Doctor Consultation %
BLOCK FAMILY HEALTH CENTRE TANUR	0.00%
COMMUNITY HEALTH CENTRE ANCHUTHENGU	0.00%
COMMUNITY HEALTH CENTRE CHERPU	0.00%
COMMUNITY HEALTH CENTRE KODUVALLY	0.00%
COMMUNITY HEALTH CENTRE VALAYAM	0.00%
Family Health Centre Akathethara	0.00%
FAMILY HEALTH CENTRE ANGADIPPURAM	0.00%
FAMILY HEALTH CENTRE CHERANELLOORE	0.00%
FAMILY HEALTH CENTRE CHERUVANNUR NALLALAM	0.00%
FAMILY HEALTH CENTRE EDAPPALLY	0.00%
FAMILY HEALTH CENTRE GOTHURUTH	0.00%
FAMILY HEALTH CENTRE KADAMMANITTA	0.00%
FAMILY HEALTH CENTRE KOTTAYAM	0.00%

## 3.4 e-Health Performance - Pharmacy Usage

Pharmacy % is calculated as (Pharmacy Prescriptions/ Total OP Visits ) \*100



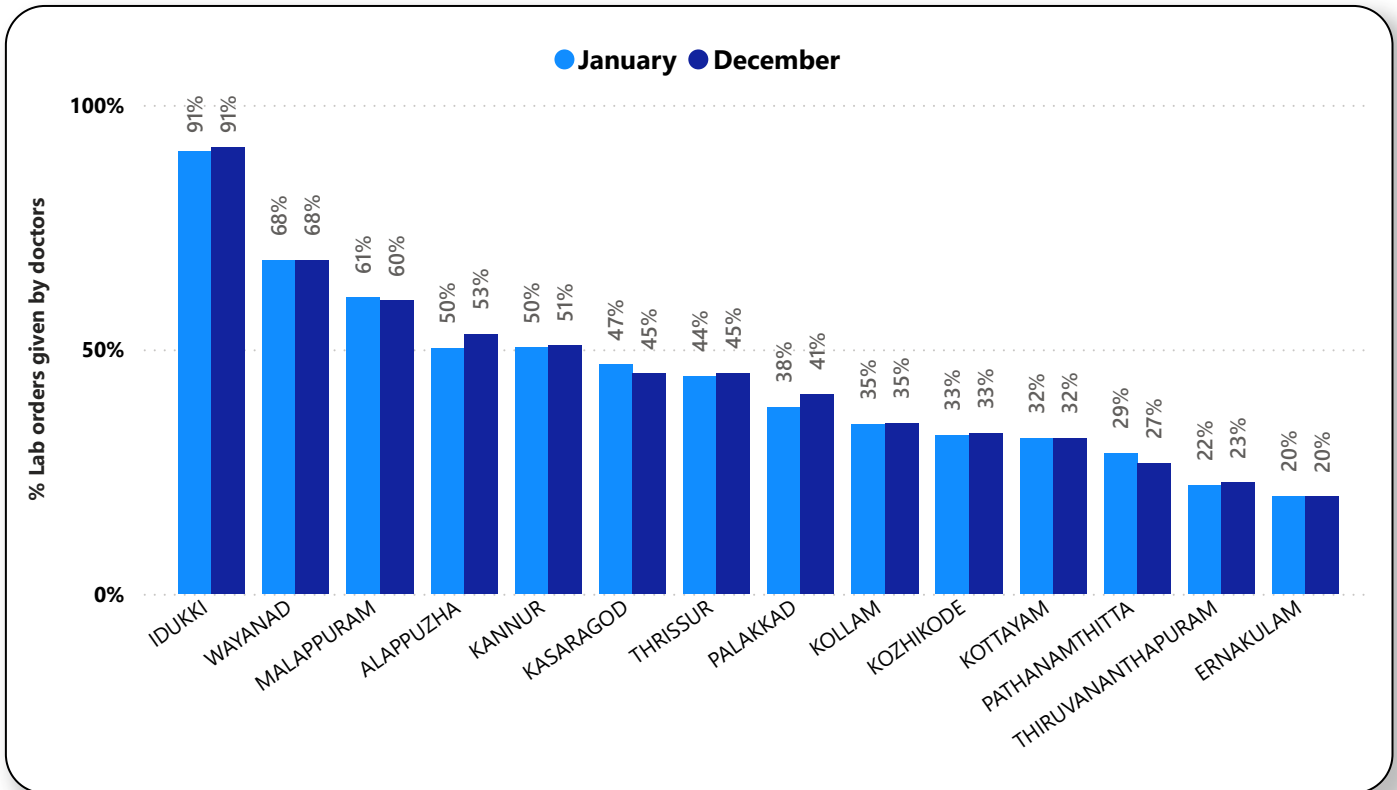
## Pharmacy Usage in all Institutions

Hospital	Pharmacy Usage %
FAMILY HEALTH CENTRE BISON VALLEY	100.00%
FAMILY HEALTH CENTRE KAKKODI	100.00%
FAMILY HEALTH CENTRE PAIPPAD	100.00%
FAMILY HEALTH CENTRE PARAMPUZHA	100.00%
FAMILY HEALTH CENTRE THOTTAPPALLY	100.00%
FAMILY HEALTH CENTRE VELIYANNOOR	100.00%
FAMILY HEALTH CENTRE PURAKKAD	99.75%
FAMILY HEALTH CENTRE ARTHAT	99.65%
FAMILY HEALTH CENTRE THIRUNAVAYA	99.52%
FAMILY HEALTH CENTRE PANACHIKKADU	99.47%
FAMILY HEALTH CENTRE MUTHOLY	99.44%
FAMILY HEALTH CENTRE MEZHUVELI	99.15%
FAMILY HEALTH CENTRE MEENACHIL	98.19%
FAMILY HEALTH CENTRE PADINJARATHARA	98.04%
FAMILY HEALTH CENTRE THAIKKAD	97.84%
FAMILY HEALTH CENTRE	97.36%

Hospital	Pharmacy Usage %
BLOCK FAMILY HEALTH CENTRE TANUR	0.00%
COMMUNITY HEALTH CENTRE PATTIAM	0.00%
COMMUNITY HEALTH CENTRE ANCHUTHENGU	0.00%
COMMUNITY HEALTH CENTRE CHERPU	0.00%
COMMUNITY HEALTH CENTRE KADAMPAZHUPURAM	0.00%
COMMUNITY HEALTH CENTRE KODUVALLY	0.00%
COMMUNITY HEALTH CENTRE KURATHIKAD	0.00%
COMMUNITY HEALTH CENTRE ULLIYERI	0.00%
COMMUNITY HEALTH CENTRE VALAYAM	0.00%
DISTRICT HOSPITAL NEDUMANGAD	0.00%
Family Health Centre Akathethara	0.00%
FAMILY HEALTH CENTRE ANGADIPPURAM	0.00%
FAMILY HEALTH CENTRE ATHAVANAD	0.00%
FAMILY HEALTH CENTRE CHERANELLOORE	0.00%

## 3.5 e-Health Performance - Lab Usage

Lab % is calculated as (Lab orders given by doctors / Total Lab Orders ) \*100



## Lab Usage in all Institutions

Hospital	Lab Usage %
Block Family Health Centre Kongad	100.00%
BLOCK FAMILY HEALTH CENTRE POOKKOTTUR	100.00%
BLOCK FAMILY HEALTH CENTRE VATANAPPALLY	100.00%
COMMUNITY HEALTH CENTRE KARUVARAKUNDU	100.00%
COMMUNITY HEALTH CENTRE MANAMBOOR	100.00%
COMMUNITY HEALTH CENTRE MUTHUKULAM	100.00%
COMMUNITY HEALTH CENTRE OLAVANNA	100.00%
COMMUNITY HEALTH CENTRE PALODE	100.00%
DISTRICT HOSPITAL ALUVA	100.00%
DISTRICT HOSPITAL KANHANGAD	100.00%
DISTRICT TB CENTRE ALAPPUZHA	100.00%
DISTRICT TB CENTRE THIRUVANANTHAPURAM	100.00%
FAMILY HEALTH CENTRE BHARANIKAVU	100.00%

Hospital	Lab Usage %
BLOCK FAMILY HEALTH CENTRE MARANCHERY	0.00%
BLOCK FAMILY HEALTH CENTRE TANUR	0.00%
COMMUNITY HEALTH CENTRE PATTIAM	0.00%
COMMUNITY HEALTH CENTRE ANCHUTHENGU	0.00%
COMMUNITY HEALTH CENTRE CHERPU	0.00%
COMMUNITY HEALTH CENTRE KADAMPAZHUPURAM	0.00%
COMMUNITY HEALTH CENTRE KODUVALLY	0.00%
COMMUNITY HEALTH CENTRE KURATHIKAD	0.00%
COMMUNITY HEALTH CENTRE MUNDAKAYAM	0.00%
COMMUNITY HEALTH CENTRE PAIKA	0.00%
COMMUNITY HEALTH CENTRE ULLIYERI	0.00%
COMMUNITY HEALTH CENTRE VALAYAM	0.00%

## Non-EHealth Institutions Started

District	VPN Institutions	Reception Started	Advance Appointment Started
THIRUVANANTHAPURAM	44	44	16
MALAPPURAM	38	35	14
ERNAKULAM	37	36	4
KOLLAM	31	28	11
ALAPPUZHA	27	27	9
THRISSUR	27	24	6
KOTTAYAM	24	24	4
PALAKKAD	23	23	4
KANNUR	21	13	5
KOZHIKODE	18	17	2
PATHANAMTHITTA	18	17	6
WAYANAD	16	16	6
KASARAGOD	13	13	4
IDUKKI	10	10	4
<b>Total</b>	<b>347</b>	<b>327</b>	<b>95</b>

## 4. Status of Usage in Hospitals

District wise status of live institutions and the count of various modules [Reception, OP Consultation, Lab orders by doctors, Pharmacy order by doctors]

District	Live Institutions	Reception	Consultation	Pharmacy orders by doctors	Lab orders by doctors
THIRUVANANTHAPURAM	102	99 (97%)	90 (88%)	80 (78%)	84 (82%)
ERNAKULAM	73	70 (96%)	62 (85%)	57 (78%)	54 (74%)
THRISSUR	73	69 (95%)	67 (92%)	66 (90%)	65 (89%)
MALAPPURAM	70	69 (99%)	66 (94%)	60 (86%)	59 (84%)
KOZHIKODE	68	68 (100%)	59 (87%)	54 (79%)	58 (85%)
PALAKKAD	52	50 (96%)	47 (90%)	43 (83%)	43 (83%)
KANNUR	48	45 (94%)	41 (85%)	38 (79%)	35 (73%)
ALAPPUZHA	44	44 (100%)	43 (98%)	41 (93%)	38 (86%)
KOTTAYAM	42	39 (93%)	38 (90%)	34 (81%)	30 (71%)
KOLLAM	38	36 (95%)	34 (89%)	34 (89%)	32 (84%)
KASARAGOD	26	25 (96%)	22 (85%)	20 (77%)	19 (73%)
WAYANAD	25	25 (100%)	25 (100%)	25 (100%)	24 (96%)
PATHANAMTHITTA	23	23 (100%)	21 (91%)	21 (91%)	21 (91%)
IDUKKI	22	21 (95%)	21 (95%)	21 (95%)	20 (91%)
<b>Total</b>	<b>706</b>	<b>683 (97%)</b>	<b>636 (90%)</b>	<b>594 (84%)</b>	<b>582 (82%)</b>

The reception has started with at least 500 total visits, the OP module has started with at least 500 consultations, pharmacy orders by doctors are at least 100, and lab orders by doctors are at least 100.

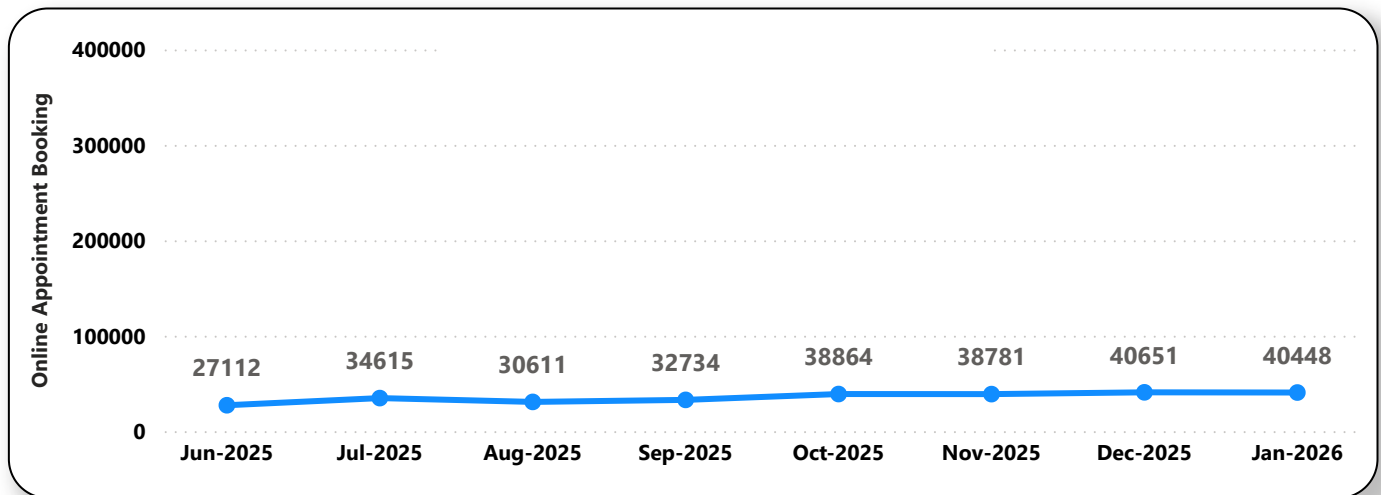
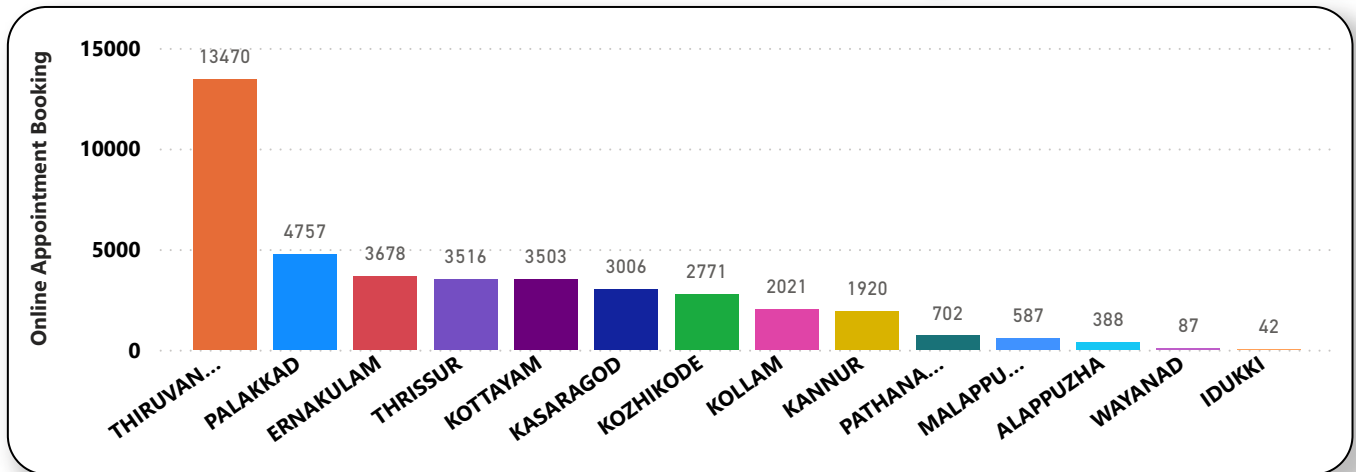
## 4. Status of Module Used in Hospitals

District wise status of live institutions and the count of various modules [Reception, OP Consultation, Lab, Pharmacy, Billing]

District	Live Institutions	Reception Started	Consultation Started	Pharmacy Started	Lab Started	Billing Started
THIRUVANANTHAPURAM	102	99	90	88	79	81
ERNAKULAM	73	70	62	57	48	39
THRISSUR	73	69	67	66	64	58
MALAPPURAM	70	69	66	60	52	39
KOZHIKODE	68	68	59	54	51	60
PALAKKAD	52	50	47	43	41	35
KANNUR	48	45	41	38	29	31
ALAPPUZHA	44	44	43	43	35	22
KOTTAYAM	42	39	38	37	25	26
KOLLAM	38	36	34	34	32	29
KASARAGOD	26	25	22	21	18	15
WAYANAD	25	25	25	25	24	21
PATHANAMTHITTA	23	23	21	21	20	21
IDUKKI	22	21	21	22	19	16
<b>Total</b>	<b>706</b>	<b>683</b>	<b>636</b>	<b>609</b>	<b>537</b>	<b>493</b>

## 5. 1 Online Appointment Booking in Hospitals (except Medical Colleges)

District-wise count of online appointments taken.



District-wise percentage of online appointments taken up on OP visits.

