eHealth Kerala

State Digital Health Mission

State Digital Health Mission

Performance and Utilization Factsheet

Executive Performance Dashboard,
Utilization Analytics & District Benchmarking

THIRUVANANTHAPURAM

July 2026

Infrastructure & Coverage

eHealth Kerala
State Digital Health Mission

152
eHealth Institutions

eHealth Started

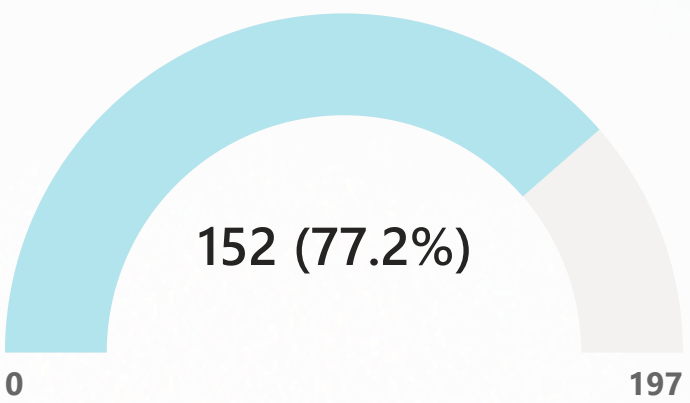

106
All Core Modules Available

46
** Reception Only

197
*Total Institutions

120
DHS

77
NHM

***Institutions with Active HMS Module Usage

106	97	83	92
Reception	Consultation	Pharmacy	Lab

* Only institutions under DHS and NHM are considered.

**Reception-only institutions are excluded from KPI and ranking calculations.

***Reception, Consultation, and Pharmacy modules are considered functional if monthly transaction count exceeds 500. Laboratory module is considered functional if monthly lab orders exceeds 100.

Hospital Type	Total Institutions	eHealth Started	All Modules Available	Reception Only
General Hospital	2	2	2	0
District Hospital	2	2	2	0
TH/THQH	8	8	6	2
BFHC/CHC	20	20	18	2
PHC/FHC	72	70	63	7
UPHC/UCHC	19	19	6	13
UHWC	58	22	0	22
Speciality Hospital	2	2	2	0
Public Health Laboratory	1	1	1	0
Others	13	6	6	0
District Total	**197**	**152**	**106**	**46**

District Performance Rankings

eHealth Kerala
State Digital Health Mission

Primary Level Institutions

Rank	Districts	Overall Score
1	WAYANAD	64.59
2	IDUKKI	62.09
3	PATHANAMTHITTA	60.04
4	ALAPPUZHA	59.03
5	KOLLAM	56.19
6	PALAKKAD	55.51
7	THRISSUR	54.39
8	KOTTAYAM	53.55
9	ERNAKULAM	50.90
10	KANNUR	50.82
11	KOZHIKODE	48.36
12	MALAPPURAM	48.24
12	KASARAGOD	48.24
13	THIRUVANANTHAPURAM	42.32

Secondary Level Institutions

Rank	Districts	Overall Score
1	WAYANAD	49.66
2	KASARAGOD	24.52
3	THRISSUR	24.31
4	KOTTAYAM	23.66
5	PALAKKAD	20.52
6	KOZHIKODE	19.12
7	ALAPPUZHA	18.43
8	KOLLAM	16.18
9	THIRUVANANTHAPURAM	16.06
10	ERNAKULAM	13.70
11	KANNUR	12.97
12	MALAPPURAM	9.95
13	PATHANAMTHITTA	6.59

- Primary care institutions
  - PHC/FHC, BFHC/CHC, UHWC , UHC/UPHC /UCHC
- Secondary care institutions
  - DH , GH , TH ,THQH
- Rank Calculation Formulas:
  - UHID Visits% = UHID Visits / Total Visits
  - Consultation % = Doctor Consultations / OP Visits
  - Pharmacy % = Pharmacy Prescriptions / OP Visits
  - Lab Order by Doctors % = Lab Order by Doctor / Total Lab Orders
  - Online Appointment % = Online Appointments / OP Visits
  - Scan&Book % = Scan&Book Count / OP Visits
  - Primary Score = 0.25(UHID) + 0.25(Consultation) + 0.25(Pharmacy) + 0.15(Online) + 0.10(Scan&Book)
  - Secondary Score= 0.25(UHID) + 0.25(Consultation) + 0.20(Pharmacy) + 0.10(Lab) + 0.10(Online) + 0.10(Scan&Book)
- Note: Districts without fully operational eligible institutions (i.e., institutions functioning only with Reception Module or VPN-based limited services) are excluded from KPI calculation and ranking analysis.

Core Operational KPIs
Primary Vs Secondary Care Institutions

eHealth Kerala
State Digital Health Mission

KPI	Primary Institutions	Secondary Institutions
UHID Visits	54.64%	38.48%
Consultation	68.61%	20.03%
Pharmacy Prescription	45.91%	3.81%
Lab Order by Doctors	42.62%	2.56%
Online Appointments	0.20%	4.10%
Scan N Book	0.01%	0.02%

Institutions	Total Visits	UHID %	Change%	Consultation %	Change %	Pharmacy %	Change %
CHC ANCHUTHENGU	4168	40%	-0.17	1%	-47.97	0%	-17.34
CHC ANDOORKONAM	8876	53%	0.53	95%	-1.34	47%	-2.23
CHC ARYANAD	14599	60%	-1.01	32%	25.94	9%	6.84
CHC IRANIMUTTOM	5129	30%	0.38	65%	-10.88	49%	-8.82
CHC KALLARA	8968	54%	0.89	9%	-0.38	9%	1.28
CHC KANYAKULANGARA	14599	40%	-1.37	15%	-1.70	3%	-1.13
CHC KESAVAPURAM	9815	46%	-1.53	74%	-5.05	14%	1.81
CHC MANAMBOOR	7793	51%	7.15	54%	10.54	45%	13.44
CHC PALLICKAL	4104	59%	0.12	93%	-1.27	49%	-6.74
CHC PALODE	13472	46%	1.33	64%	-1.13	1%	-0.58
CHC PERUMKADAVILA	7698	49%	-1.53	76%	-12.86	29%	-10.69
CHC POOVAR	10477	45%	-0.12	0%	-0.37	0%	-0.03
CHC PULLUVILA	12843	42%	1.04	26%	-7.07	10%	-5.16
CHC PUTHENTHOPE	13042	27%	0.85	16%	0.00	9%	-3.78
CHC VELLANAD	13267	62%	2.52	95%	28.24	35%	0.30
CHC VELLARADA	15150	60%	1.45	82%	-0.28	72%	0.45
CHC VENPAKAL	7398	57%	-1.18	92%	-6.27	50%	-9.62
CHC VILAPPIL	8997	49%	0.07	15%	1.13	2%	-0.90
COASTAL SPECIALITY HOSPITAL VALIYATHURA	13665	23%	1.08	79%	7.51	37%	4.68
DH NEDUMANGAD TVM	49395	28%	0.03	6%	2.16	0%	0.00
DMH PEROORKADA	48785	47%	11.55	27%	1.28	8%	-0.56
DTBC THIRUVANANTHAPURAM	624	36%	2.19	90%	18.51	10%	0.11
FHC AMACHAL NEW	5832	62%	1.53	83%	-16.02	52%	-10.06
FHC AMBOORI	2494	68%	2.21	92%	3.27	81%	1.92

Note: Change % shows the absolute difference between the current month percentage and the previous month percentage.

Core Operational KPIs:
Primary and Secondary Care Institutions

eHealth Kerala
State Digital Health Mission

Institutions	Total Visits	UHID %	Change%	Consultation %	Change %	Pharmacy %	Change %
FHC ANAD	4761	57%	3.31	82%	-2.67	43%	-10.55
FHC ANAKUDY	2646	97%	-0.67	94%	22.08	69%	3.94
FHC ARUVIKKARA	6712	59%	1.91	53%	-40.22	42%	-16.59
FHC BALARAMAPURAM	14622	65%	-1.87	94%	-2.65	59%	-2.52
FHC CHEMBOOR	8300	64%	0.93	91%	-4.99	69%	-9.66
FHC CHEMMARUTHY	6987	66%	3.24	83%	-3.65	46%	-5.73
FHC CHENKAL	4380	63%	2.07	87%	8.06	54%	1.49
FHC CHERUNNIYOOR	1707	65%	2.90	60%	4.26	51%	0.25
FHC CHETTIVILAKAM	4032	39%	3.26	88%	-4.19	76%	12.98
FHC EDAVA	3138	68%	-3.20	61%	-22.15	57%	-22.06
FHC JAGATHY	4112	47%	-0.27	99%	-0.04	80%	-2.37
FHC KADAKAMPALLY	4845	40%	-0.23	99%	-0.67	85%	-1.87
FHC KALLIKKAD NEW	5500	67%	2.17	95%	-0.77	86%	-2.16
FHC KARAKULAM	4729	57%	1.58	99%	-0.04	86%	-0.89
FHC KARAVARAM	4150	60%	-0.48	90%	-4.96	63%	-6.41
FHC KARODE	4255	71%	3.35	99%	-0.24	79%	-5.13
FHC KATTAKADA	15289	52%	0.59	38%	-6.45	17%	1.46
FHC KEEZHATTINGAL	4216	54%	2.19	54%	-3.93	39%	-7.75
FHC KILIMANOOR	3885	53%	0.47	88%	-6.86	71%	-9.02
FHC KOLLAYIL	4975	84%	-1.45	98%	-2.12	84%	-3.75
FHC KOTTUKAL	4785	71%	0.47	99%	-0.70	84%	-1.26
FHC KULATHOOR	3465	47%	0.65	80%	-3.47	55%	-5.13
FHC KUNNATHUKAL	8298	55%	1.72	99%	-0.26	87%	2.53
FHC KUTTICHAL	7455	57%	1.69	99%	-0.10	81%	0.31
FHC MADAVOOR	4085	64%	-0.08	96%	2.67	77%	-0.98
FHC MALAYADI	2348	66%	1.93	95%	0.50	78%	-3.18
FHC MANGALAPURAM	5391	48%	-0.18	80%	4.40	63%	11.23
FHC MANICKAL	4478	36%	1.04	96%	1.75	38%	-0.23
FHC MARANALLOOR	5263	70%	3.98	92%	-2.22	79%	-3.64
FHC MUDAKKAL	4803	51%	-0.06	83%	-7.76	44%	5.81
FHC MUKKOLA	5535	55%	-0.55	100%	1.33	80%	-2.40
FHC PALLICHAL	5684	44%	-0.97	80%	7.42	59%	-3.45
FHC PANAVOOR	3956	67%	2.82	88%	-4.23	79%	-5.02
FHC PARANIYAM	2602	63%	1.72	100%	1.87	80%	3.78
FHC PARASUVAIKKAL	3205	79%	-1.03	99%	-0.49	89%	-3.24
FHC PERINGAMMALA	3084	71%	2.12	60%	-7.70	2%	-6.11
FHC PERUMATHURA	5479	45%	0.29	93%	0.21	68%	-4.15
FHC PERUMPAZHUTHOOR	3473	89%	-0.09	93%	1.70	71%	4.38
FHC POONTHURA	16168	21%	2.49	55%	2.58	9%	1.86
FHC POOZHANAD	4818	62%	-1.71	99%	-0.17	86%	-1.62
FHC POZHIYOOR	4280	57%	-0.75	98%	1.90	82%	-0.48
FHC PULIMATH	4291	85%	1.40	89%	-2.94	84%	-3.26
FHC PULLAMPARA	3951	89%	-0.46	22%	11.12	15%	6.08
FHC PUTHUKURICHY	5348	64%	0.85	69%	2.03	51%	-5.67

Core Operational KPIs:
Primary and Secondary Care Institutions

eHealth Kerala
State Digital Health Mission

Institutions	Total Visits	UHID %	Change%	Consultation %	Change %	Pharmacy %	Change %
FHC THOLICODE	4217	68%	1.74	79%	-8.65	64%	-11.45
FHC THONIPARA	3059	72%	2.79	89%	-1.16	76%	0.42
FHC THONNAKKAL	5531	39%	2.16	95%	-1.85	77%	-3.67
FHC UZHAMALAKKAL	3438	73%	1.24	82%	-4.74	79%	-4.97
FHC VAMANAPURAM	9368	57%	-0.43	88%	-11.18	52%	-10.64
FHC VATTIYOORKAVU	4493	44%	2.14	74%	-8.72	65%	-10.14
FHC VEERANAKAVU	3845	74%	1.97	99%	3.35	83%	5.23
FHC VELI	3858	23%	0.10	0%	0.00	0%	0.00
FHC VEMBAYAM	3096	80%	2.02	99%	1.42	87%	1.04
FHC VETTOOR	2720	60%	2.05	73%	-1.52	63%	14.59
FHC VILAVOORKKAL	4144	70%	0.79	91%	-5.31	76%	-5.35
GH NEYYATTINKARA TVM	52796	52%	1.53	30%	3.09	6%	-0.78
GH TRIVANDRUM	82817	42%	0.97	9%	-0.62	2%	-0.04
IFHC PANGAPPARA	11	100%	0.00	0%	0.00	0%	0.00
MENTAL HEALTH CENTRE PEROORKADA	3436	2%	0.31	2%	1.06	0%	0.00
PHC AZHOOR	4163	63%	0.19	70%	-7.13	63%	-5.42
PHC BHARATHANNOOR	3546	38%	0.59	21%	-22.00	4%	-6.08
PHC KALLIYOOR	5254	46%	-0.14	87%	-2.35	76%	-4.34
PHC OTTOOR	3115	61%	1.36	98%	10.23	87%	18.18
PHC VELLAYANI	2950	48%	0.14	100%	1.53	84%	-1.24
SPLTB PULAYANARKOTTAH	4673	56%	-8.84	19%	-10.73	3%	-3.77
TALUK HOSPITAL FORT THIRUVANANTHAPURAM	20797	24%	-0.65	0%	0.00	0%	0.00
TALUK HOSPITAL NEMOM	13129	30%	0.16	32%	1.27	12%	-1.07
TALUK HOSPITAL VITHURA	16307	58%	0.02	24%	2.07	10%	0.13
THQH ATTINGAL	31882	26%	0.58	0%	0.00	0%	0.00
THQH CHIRAYINKEEZH TVM	20503	34%	7.32	0%	0.00	0%	0.00
THQH VARKALA	34928	41%	6.91	42%	1.02	0%	0.01
UHC MANNANTHALA	664	67%	2.26	62%	-29.29	59%	-27.20
UPHC CHALAI	2656	69%	5.19	92%	-6.27	73%	-7.53
UPHC MAMBAZHAKKARA	752	78%	3.61	55%	41.52	4%	4.39
UPHC MUTTADA	3556	51%	-1.41	85%	-0.49	67%	-2.42
UPHC POOVATHOOR	1639	59%	-0.99	85%	-8.66	69%	-9.04
UPHC THRIKKANNAPURAM	3199	64%	0.32	97%	0.43	76%	-3.46
UPHC VATTIYOORKAVU	3382	54%	-3.40	81%	2.87	78%	1.69
WCH TVPM	23339	44%	2.37	45%	-1.74	1%	-0.22

Trends of Core KPIs in Primary Care Institutions
District vs State

eHealth Kerala
State Digital Health Mission

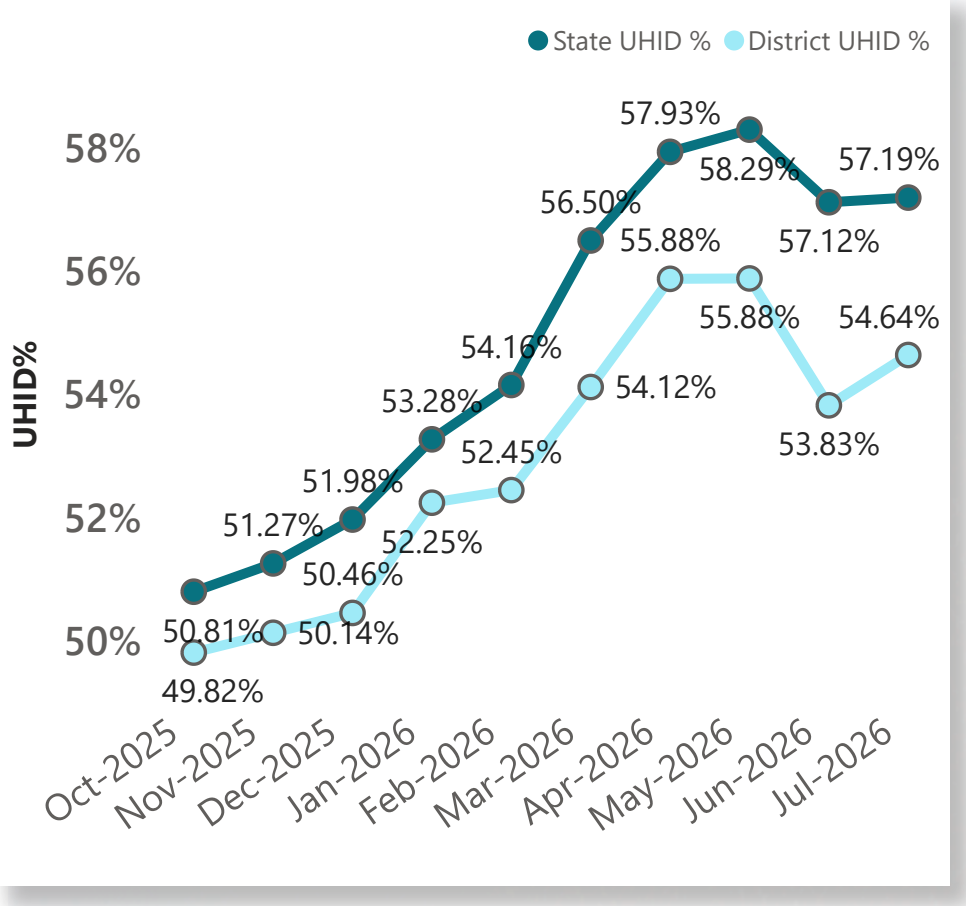

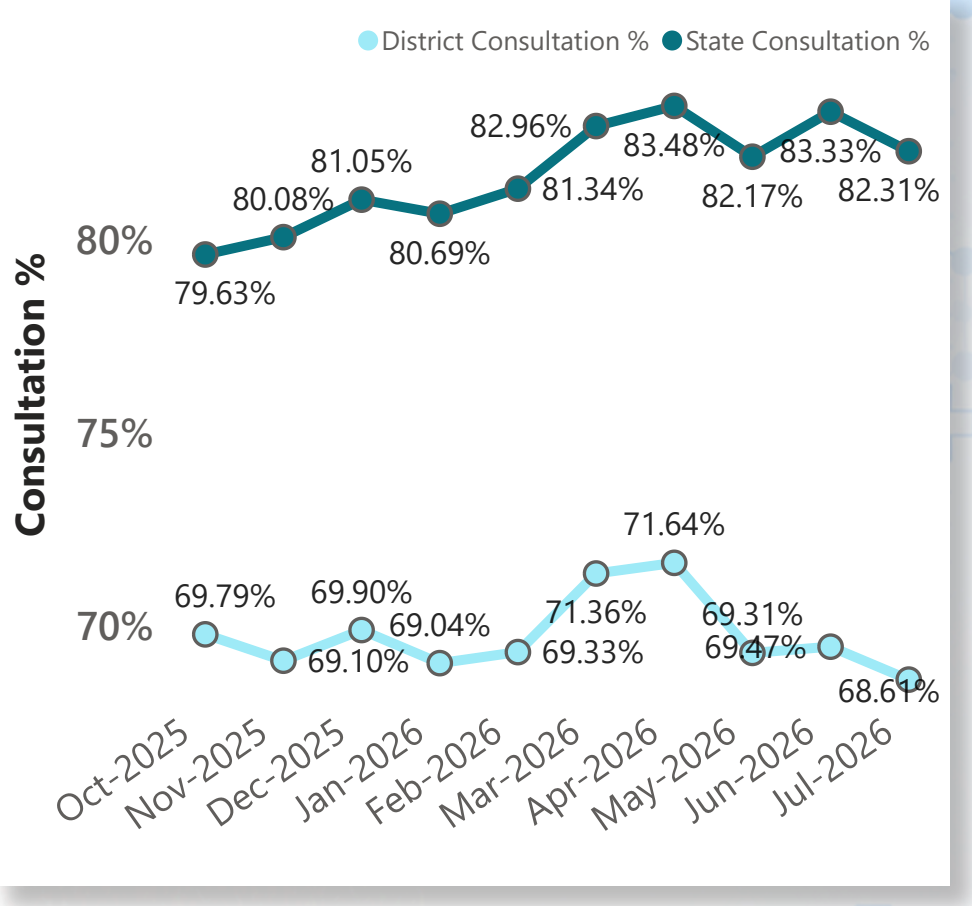

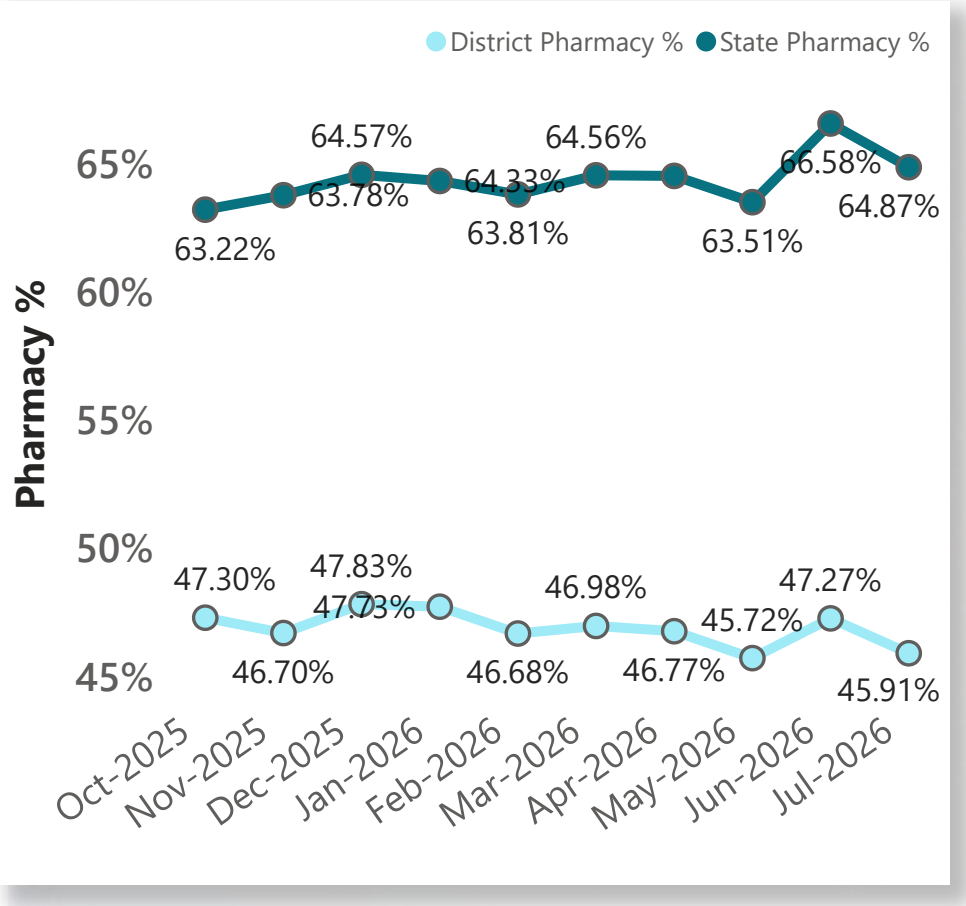

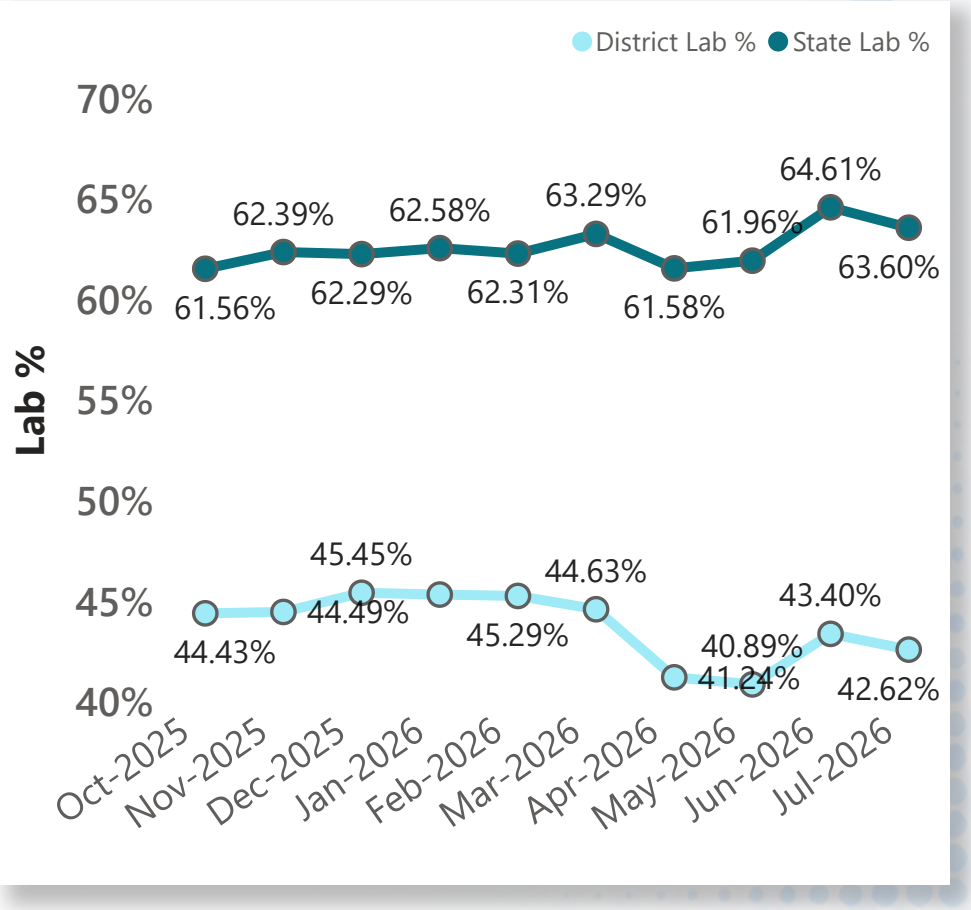

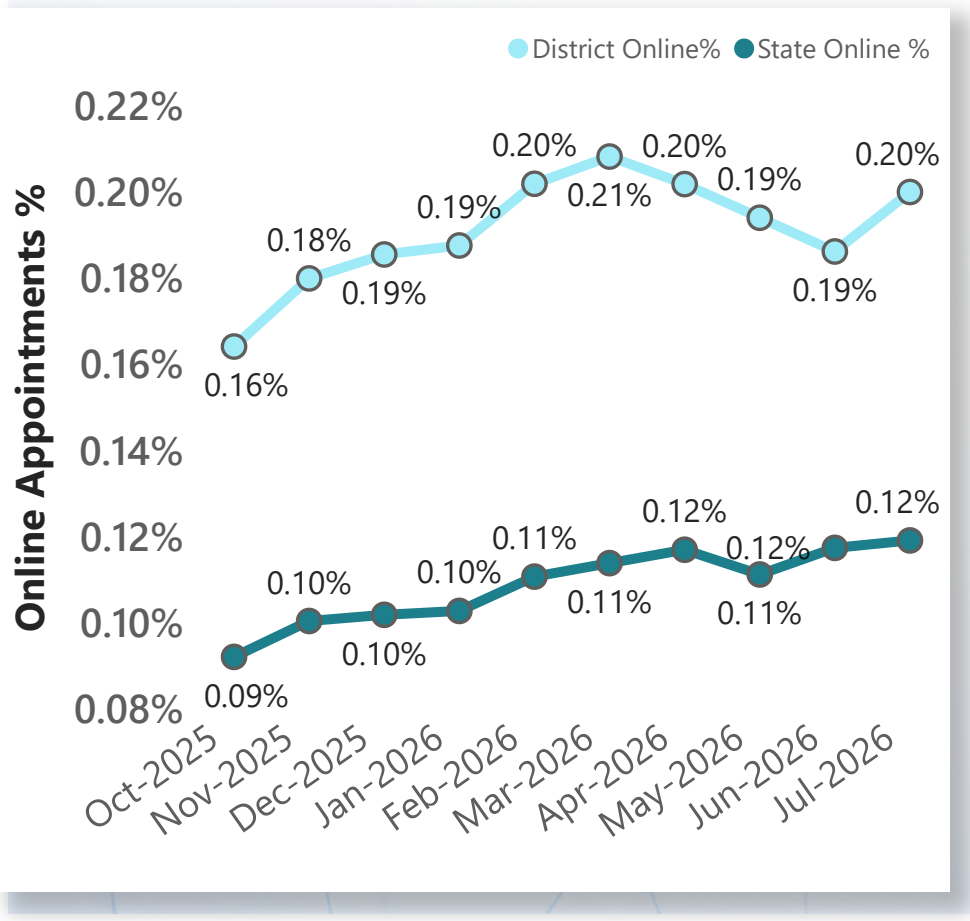

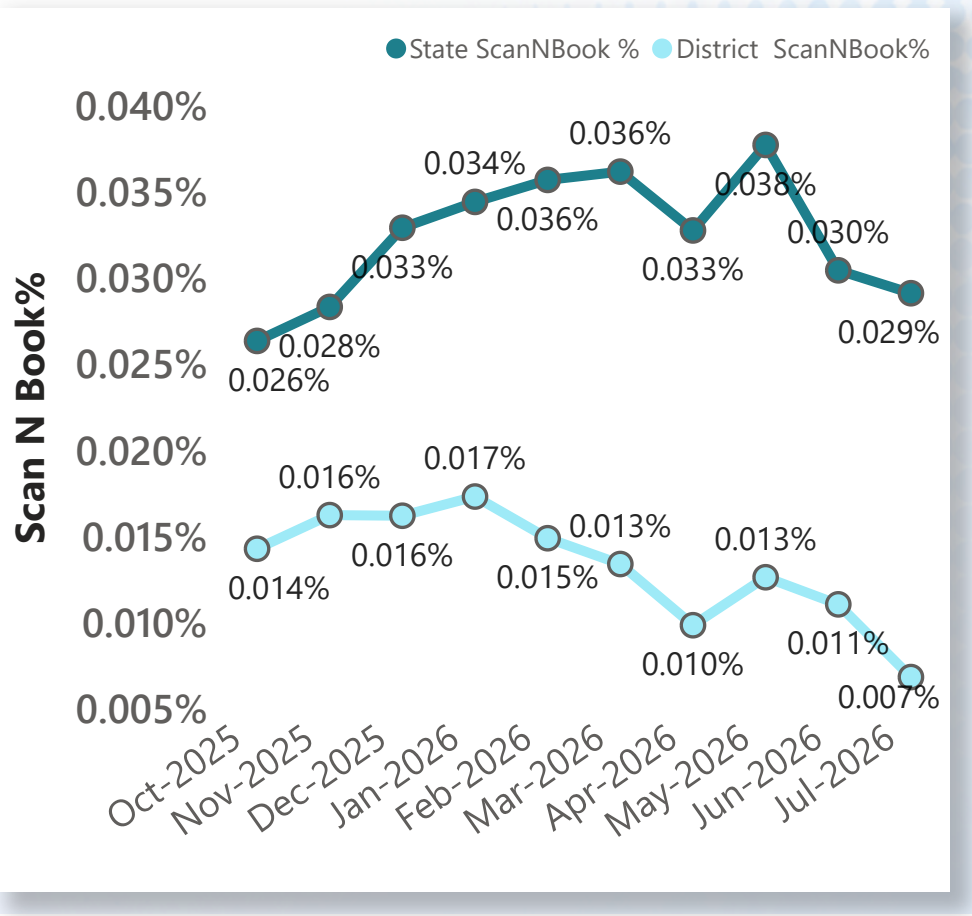

Trends of Core KPIs in Secondary Institutions
District vs State

eHealth Kerala
State Digital Health Mission

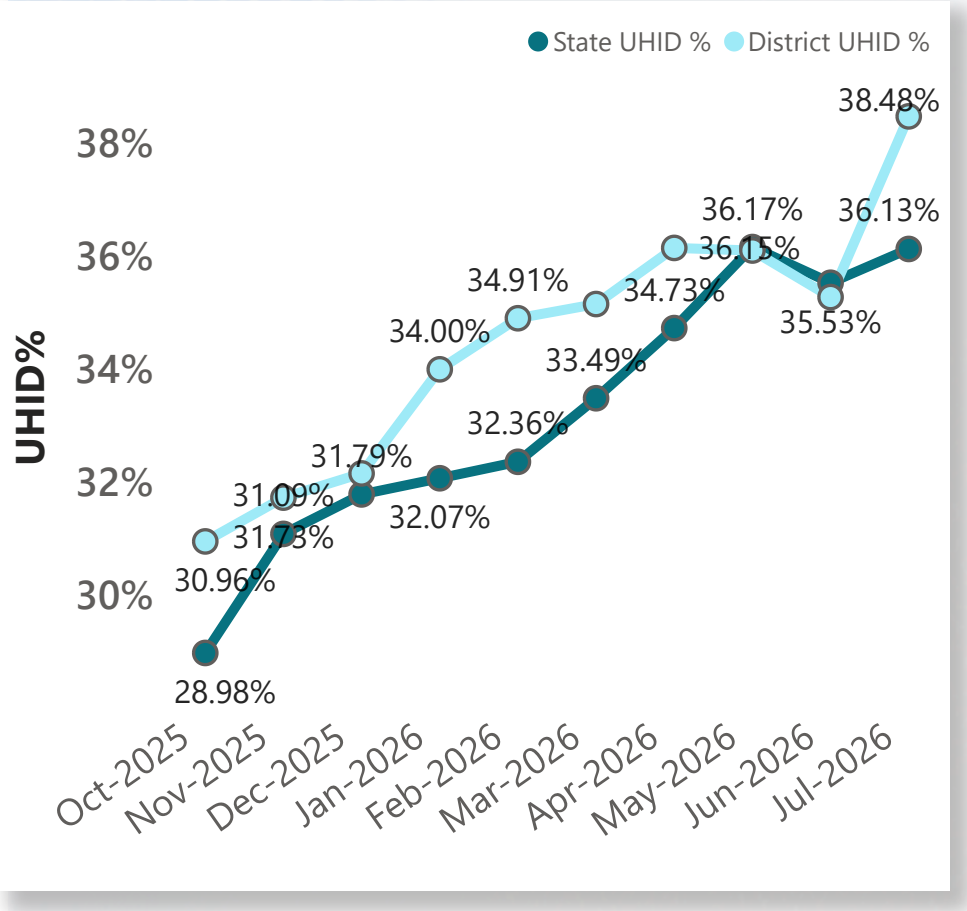

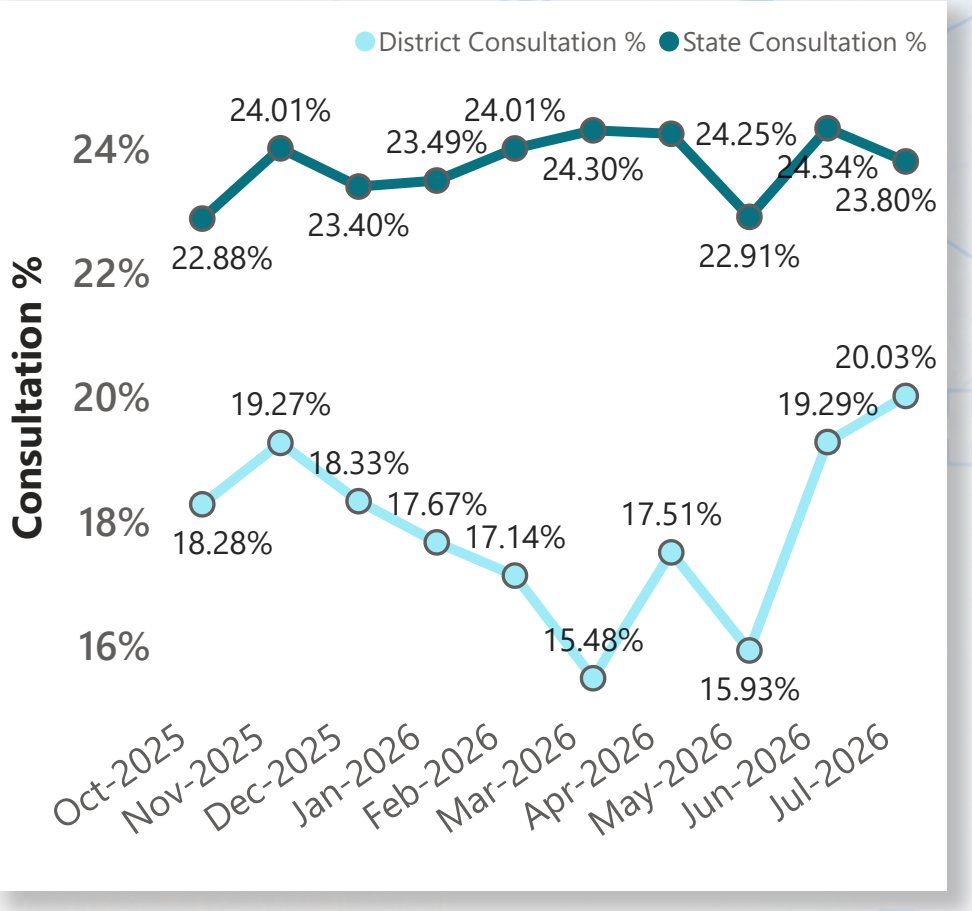

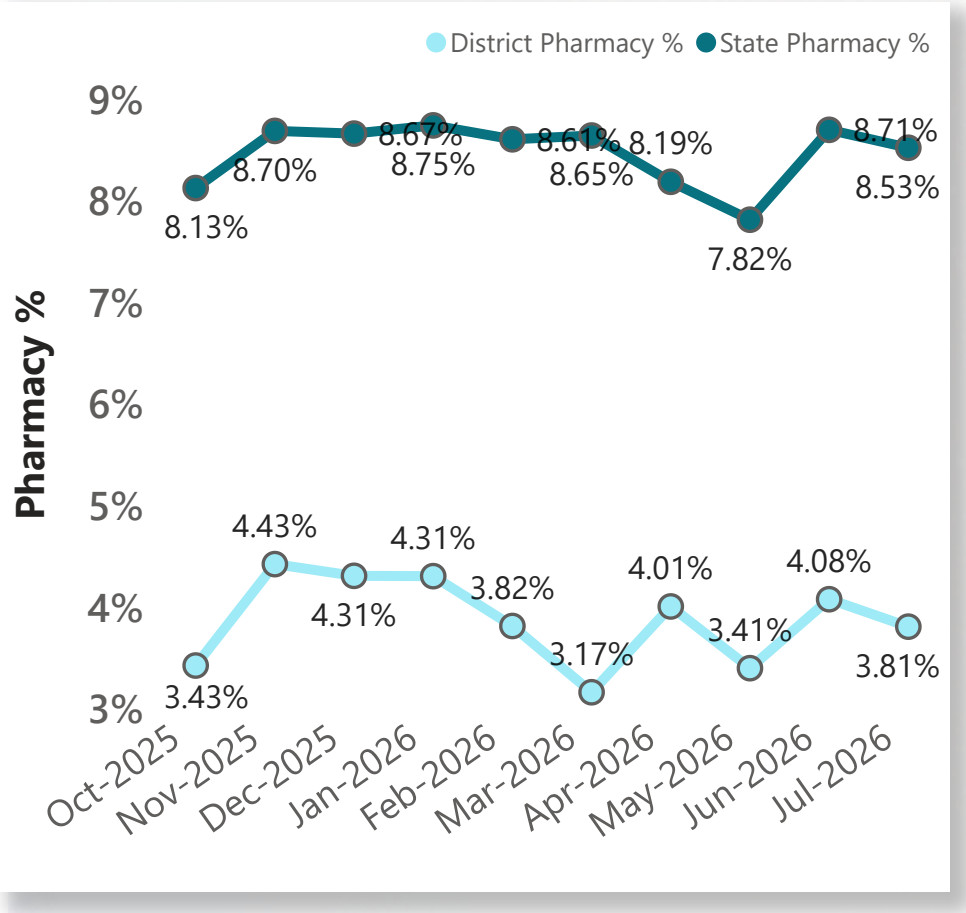

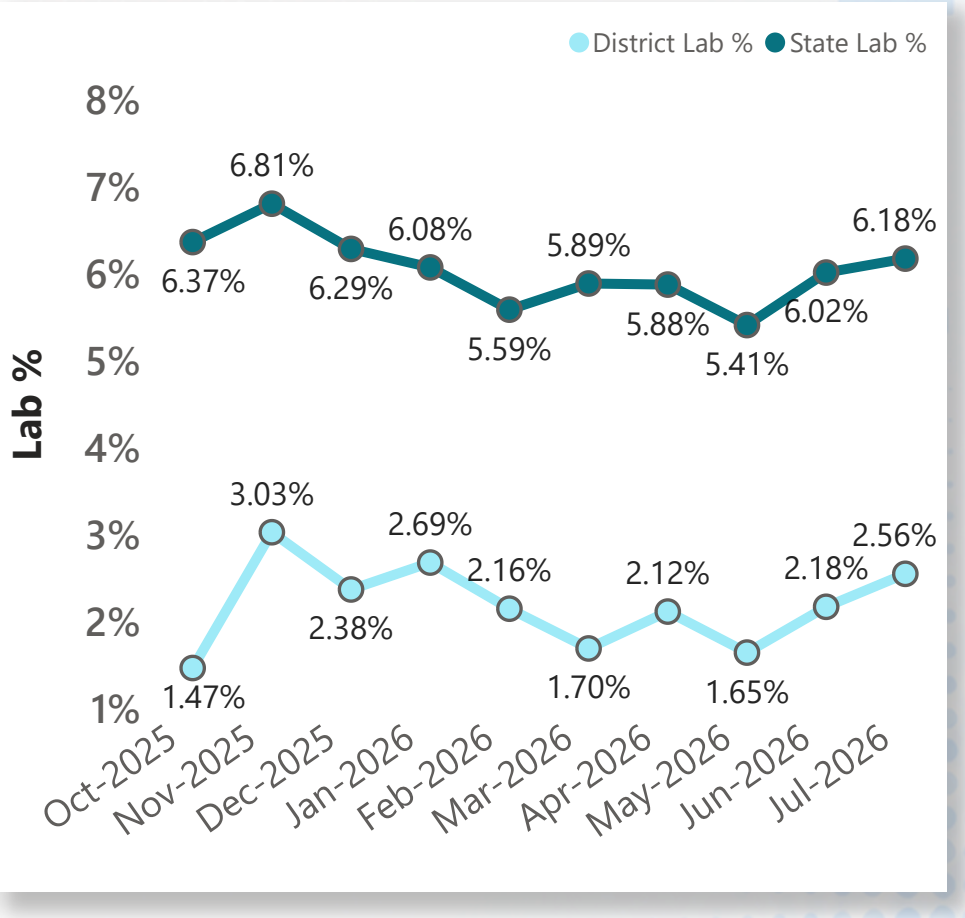

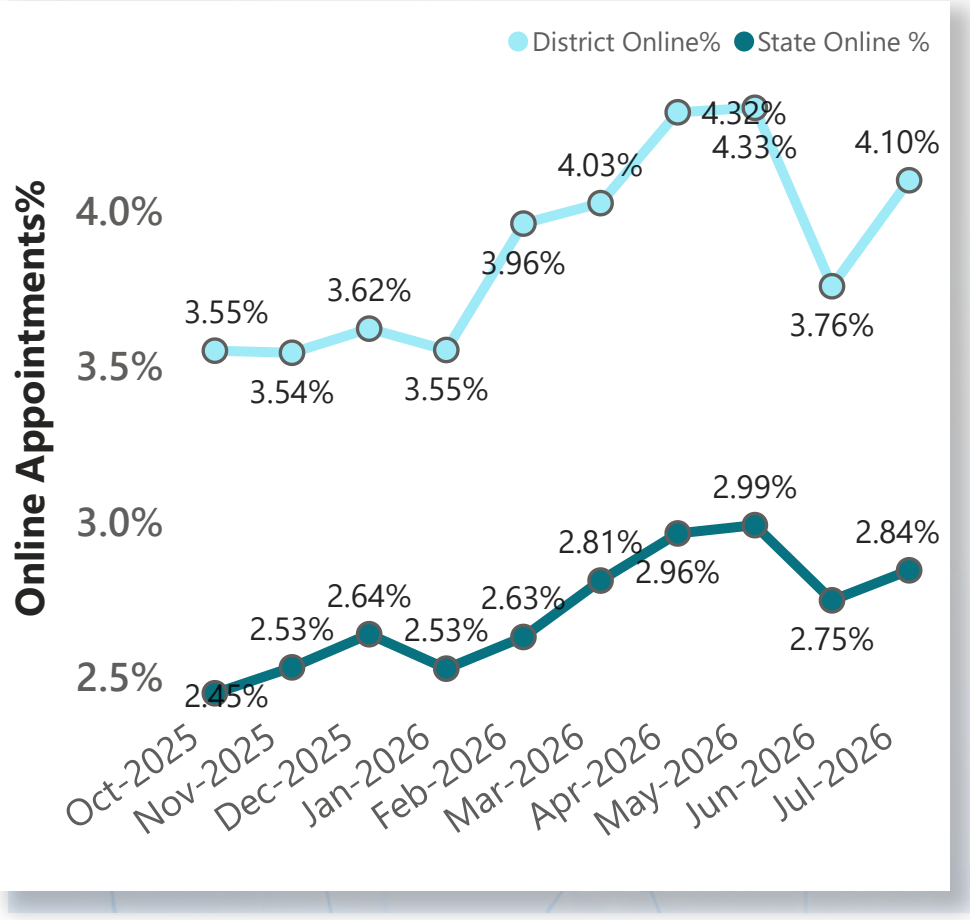

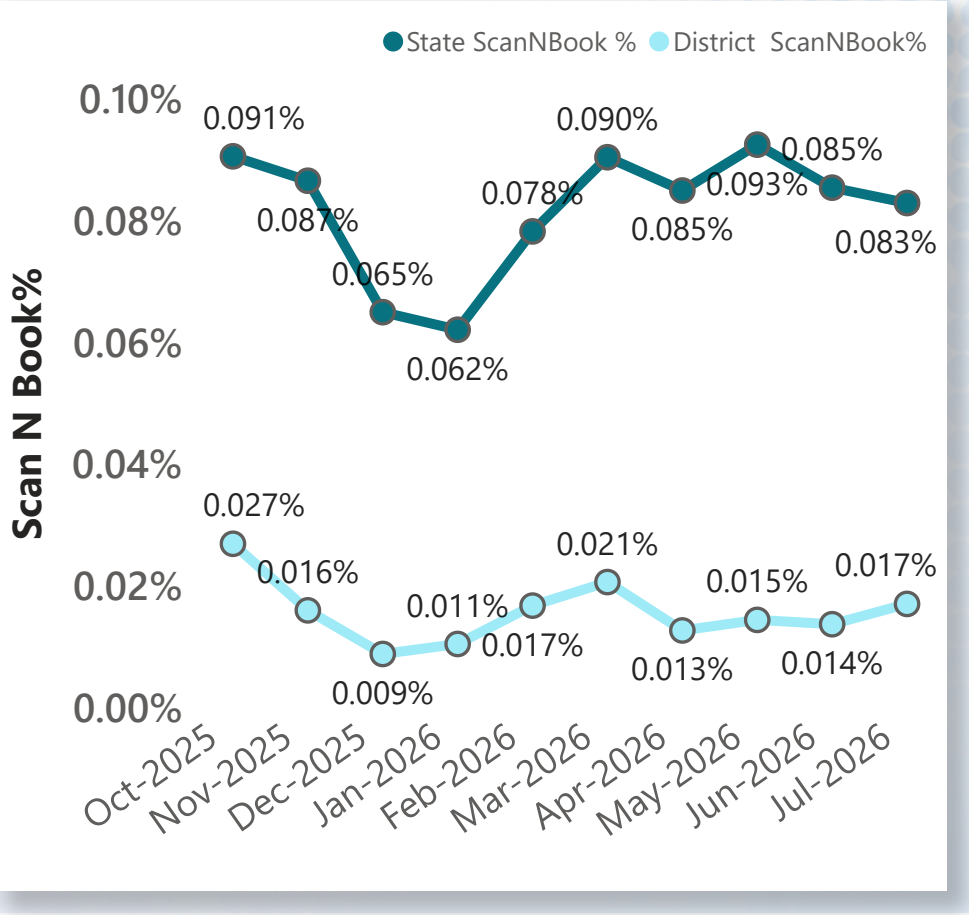

Top Institutions-Primary Care

eHealth Kerala
State Digital Health Mission

Institutions	UHID%
FHC ANAKUDY	97%
FHC PULLAMPARA	89%
FHC PERUMPAZHUTHOOR	89%
FHC PULIMATH	85%
FHC KOLLAYIL	84%
FHC VEMBAYAM	80%
FHC PARASUVAIKKAL	79%
UPHC MAMBAZHAKKARA	78%
FHC VEERANAKAVU	74%
FHC UZHAMALAKKAL	73%

Institutions	Consultation%
FHC PARANIYAM	100%
PHC VELLAYANI	100%
FHC MUKKOLA	100%
FHC PARASUVAIKKAL	99%
FHC JAGATHY	99%
FHC KARAKULAM	99%
FHC POOZHANAD	99%
FHC KUTTICHAL	99%
FHC KADAKAMPALLY	99%
FHC KUNNATHUKAL	99%

Institutions	Pharmacy%
FHC PARASUVAIKKAL	89%
FHC VEMBAYAM	87%
FHC KUNNATHUKAL	87%
PHC OTTOOR	87%
FHC POOZHANAD	86%
FHC KALLIKKAD NEW	86%
FHC KARAKULAM	86%
FHC KADAKAMPALLY	85%
FHC KOTTUKAL	84%
PHC VELLAYANI	84%

Note : Institutions with at least 500 total visits during the reporting period are included .

Top Institutions-Secondary Care

eHealth Kerala
State Digital Health Mission

Institutions	UHID %
SPLTB PULAYANARKOTTAH	56%
GH NEYYATTINKARA TVM	52%
DMH PEROORKADA	47%
WCH TVPM	44%
GH TRIVANDRUM	42%

Institutions	Pharmacy %
COASTAL SPECIALITY HOSPITAL VALIYATHURA	37%
TALUK HOSPITAL NEMOM	12%
DMH PEROORKADA	8%
GH NEYYATTINKARA TVM	6%
SPLTB PULAYANARKOTTAH	3%

Institutions	Consultation %
COASTAL SPECIALITY HOSPITAL VALIYATHURA	79%
WCH TVPM	45%
THQH VARKALA	42%
TALUK HOSPITAL NEMOM	32%
GH NEYYATTINKARA TVM	30%

Institutions	Online %
GH TRIVANDRUM	8.493%
GH NEYYATTINKARA TVM	7.560%
SPLTB PULAYANARKOTTAH	4.310%
WCH TVPM	4.277%
DMH PEROORKADA	4.155%

Note : Institutions with at least 500 total visits during the reporting period are included .

Public Health Survey Statistics

eHealth Kerala
State Digital Health Mission

HOUSES

7,09,781
Houses Enrolled

404,927 (57%)
Survey Completed

MEMBERS

21,63,692
Members Enrolled

791,906 (37%)
Survey Completed

3,40,921
Families Grouped

Health Block	Houses Completed
HEALTH BLOCK POONTHURA	11,177 (21%)
HEALTH BLOCK MANAMBOOR	19,617 (42%)
HEALTH BLOCK KANYAKULANGARA	20,517 (43%)
HEALTH BLOCK PUTHENTHOPE	22,025 (48%)
HEALTH BLOCK VAKKOM	13,596 (50%)
HEALTH BLOCK PANGAPARA	8,497 (51%)
HEALTH BLOCK KESAVAPURAM	27,655 (51%)
HEALTH BLOCK POOVAR	23,081 (51%)
HEALTH BLOCK VENPAKAL	9,619 (53%)
HEALTH BLOCK VIZHINJAM	16,562 (53%)
HEALTH BLOCK VAMANAPURAM	15,357 (55%)
HEALTH BLOCK VILAPPIL	44,122 (57%)
HEALTH BLOCK PERUMKADAVILA	25,002 (65%)
HEALTH BLOCK ANCHUTHENGU	17,190 (75%)
HEALTH BLOCK VELLANAD	31,886 (77%)
HEALTH BLOCK KALLARA	17,275 (78%)
HEALTH BLOCK VELLARADA	25,437 (83%)
HEALTH BLOCK VITHURA	23,928 (84%)
HEALTH BLOCK PULLUVILA	10,324 (88%)
THIRUVANANTHAPURAM CORPORATION UPHC AREA	15,746 (94%)
HEALTH BLOCK NEYYATTINKARA URBAN	1,841 (95%)
HEALTH BLOCK NEDUMANGADU URBAN	1,883 (98%)
HEALTH BLOCK THIRUVANANTHAPURAM CORPORATION	2,590 (99%)

House Survey Completion Status

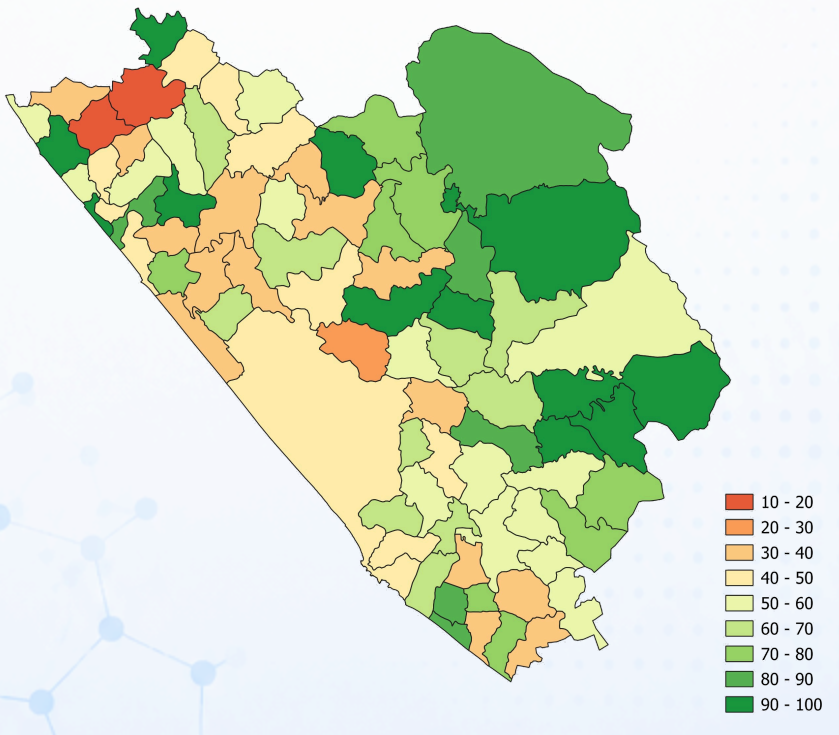

Public Health Survey Statistics

eHealth Kerala
State Digital Health Mission

Health Block	Members Completed
HEALTH BLOCK THIRUVANANTHAPURAM CORPORATION	5,486 (99%)
HEALTH BLOCK NEDUMANGADU URBAN	3,785 (96%)
HEALTH BLOCK NEYYATTINKARA URBAN	4,063 (85%)
THIRUVANANTHAPURAM CORPORATION UPHC AREA	29,434 (85%)
HEALTH BLOCK VELLARADA	67,343 (77%)
HEALTH BLOCK VELLANAD	79,892 (64%)
HEALTH BLOCK PERUMKADAVILA	60,321 (53%)
HEALTH BLOCK PULLUVILA	20,077 (51%)
HEALTH BLOCK ANCHUTHENGU	31,444 (43%)
HEALTH BLOCK VITHURA	30,999 (42%)
HEALTH BLOCK VENPAKAL	21,660 (40%)
HEALTH BLOCK VAKKOM	29,413 (37%)
HEALTH BLOCK KESAVAPURAM	60,216 (36%)
HEALTH BLOCK POOVAR	52,116 (35%)
HEALTH BLOCK VILAPPIL	79,217 (33%)
HEALTH BLOCK KANYAKULANGARA	47,926 (32%)
HEALTH BLOCK KALLARA	20,269 (31%)
HEALTH BLOCK MANAMBOOR	47,427 (30%)
HEALTH BLOCK PUTHENTHOPE	35,588 (26%)
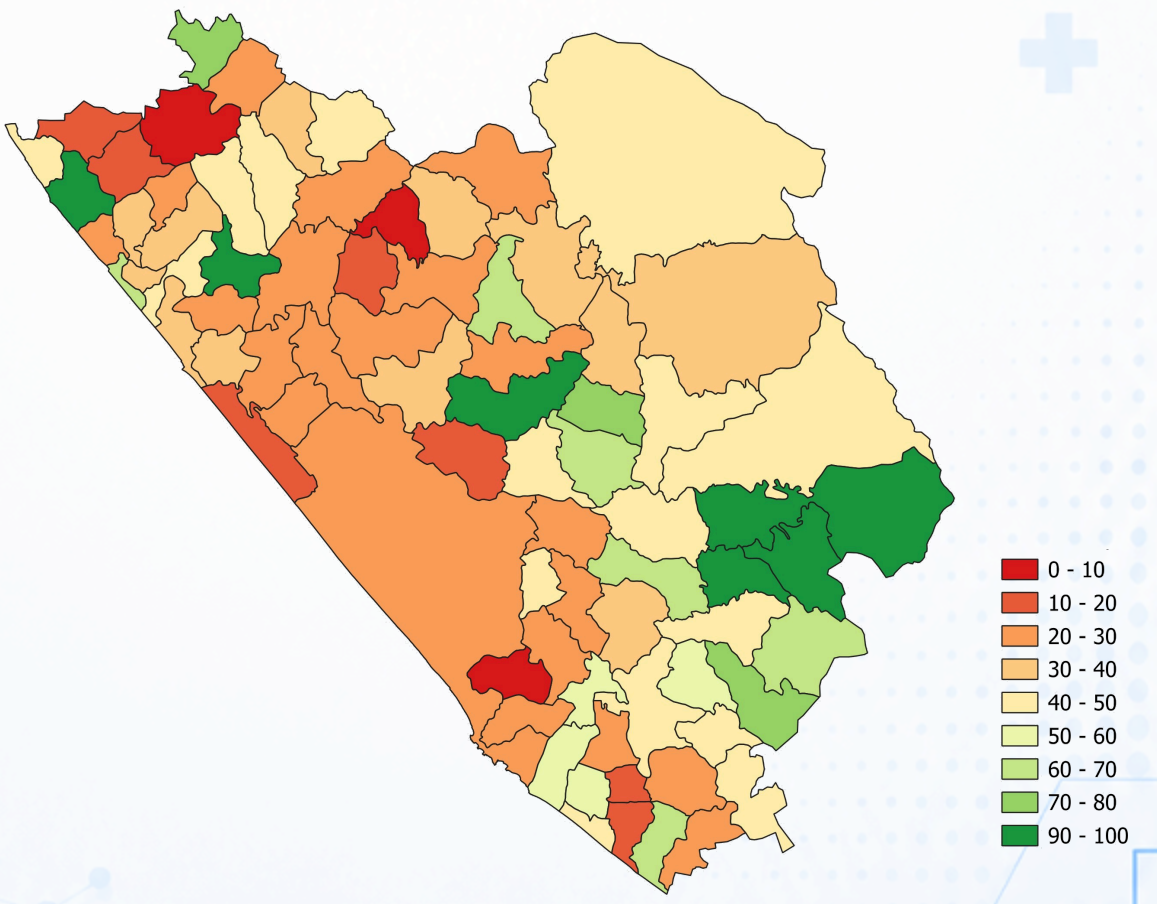
Member Survey Completion Status