

## 1. eHealth Kerala - Vital Statistics

Hospital Type	Live Institutions
Family Health Centre	534
Urban Health Wellness Centre	171
Urban Primary Health Centre	99
Community Health Centre	60
Taluk Headquarters Hospital	50
Taluk Hospital	38
Primary Health Centre	34
Block Family Health Centre	30
General Hospital	17
District Hospital	16
Specialty Hospital - Women Children	9
District TB Centre	5
Public Health Laboratory	4
Specialty Hospital	4
Government Dispensary	2
Urban Community Health Centre	2
Empanelled Diagnostic Centre	1
Specialty Hospital - Child Development	1
Specialty Hospital - Pulmonary Medicine	1
Urban Health Centre	1
<b>Total</b>	<b>1079</b>

## 2. Highlights



- In March 2026, eHealth is implemented in nine new institutions, with only Reception and Advance Appointment services initiated.
- Of the 1,075 institutions, 716 provide all services, while 359 offer only Reception and Advance Appointment services.
- Idukki remains the top-ranked district in eHealth service delivery across all DHS and NHM institutions.
- Wayanad consistently holds the second position for the past three months.
- Idukki records the highest percentage of UHID visits (73%), followed by Wayanad (67%).
- The highest percentage of pharmacy prescriptions by doctors is recorded in Idukki (83%), followed by Wayanad (73%).
- Kasaragod (2%) ranks first in the district-wise percentage of online OP appointments, followed by Palakkad (1.97%) and Thiruvananthapuram (1.77%).



- Ernakulam district ranks last in eHealth service delivery across all DHS and NHM institutions.
- The lowest percentage of UHID visits is recorded in Kannur (34%), followed by Malappuram (35%).
- Thiruvananthapuram (50%) and Ernakulam(50%) districts records the lowest percentage of doctor consultations .
- The lowest percentage of pharmacy usage is recorded in Thiruvananthapuram (29%), followed by Ernakulam (33%).

**NB:** Institutions started via VPN (Reception/Advanced Appointment started)are not considered in the rank and usage calculations.

## 2. eHealth - District Ranking Matrix Based on Performance of all Institutions (except Medical Colleges)

The ranking matrix showcases the performance of districts in providing eHealth services through all institutions (excluding Medical Colleges) based on six different parameters.

These parameters include:

1. Percentage of institutions where the reception module is currently being used (except institution started with VPN)
2. Percentage of UHID Visits.
3. Percentage of Doctor Consultations.
4. Percentage of Pharmacy Prescriptions by doctors.
5. Percentage of lab orders by doctors.
6. Percentage of Live Institutions.

Weightage is assigned to the percentages calculated in intervals of 10. The rank is determined based on the sum of these weightages.

The top-performing districts should aim to maintain their positions, while the average and low-performing districts should strive to reach the 'top four' league.

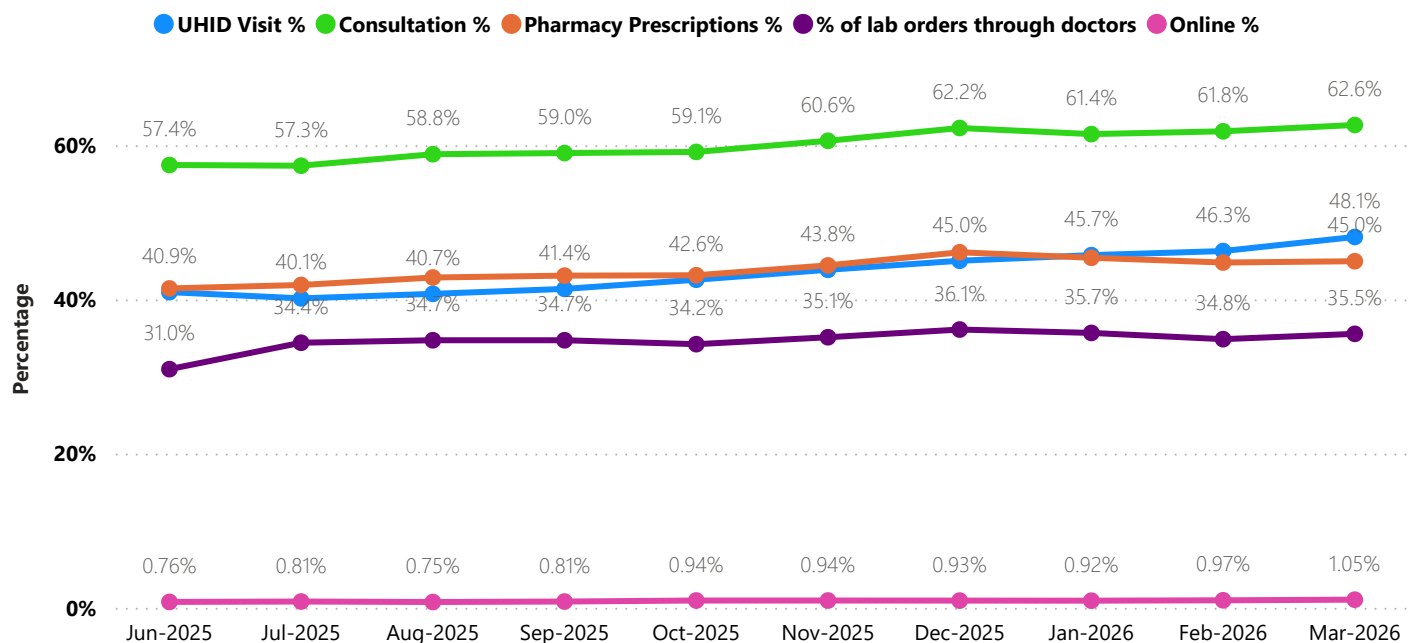
The ranking matrix for the current month, March 2026, along with the previous two months, is provided in the table below.

District	January	February	March
IDUKKI	1	1	1
WAYANAD	2	2	2
ALAPPUZHA	3	3	3
PALAKKAD	5	5	4
THRISSUR	4	4	4
MALAPPURAM	4	5	5
KOLLAM	6	7	6
KOTTAYAM	7	8	6
KASARAGOD	5	6	7
KOZHIKODE	6	7	7
PATHANAMTHITTA	7	9	7
KANNUR	7	9	8
THIRUVANANTHAPURAM	6	9	9
ERNAKULAM	8	10	10

- Best performing
- Average performing
- Low performing

**NB:** Institutions started via VPN (Reception/Advanced Appointment started) are not considered in the rank and usage calculations.

## 3. eHealth - State Performance Trend (except Medical Colleges)



## 3. eHealth - Institution Level Ranking (except Medical Colleges)

Hospital	State Rank ▲
FAMILY HEALTH CENTRE ALAKODE THERTHALLY	1
FAMILY HEALTH CENTRE ARTHAT	1
FAMILY HEALTH CENTRE ENGANDIYUR	1
FAMILY HEALTH CENTRE KAKKODI	1
Family Health Centre Kavassery	1
FAMILY HEALTH CENTRE PURAKKAD	1
FAMILY HEALTH CENTRE THAIKKAD	1
FAMILY HEALTH CENTRE THOTTAPPALLY	1
FAMILY HEALTH CENTER ANDATHODE	2
FAMILY HEALTH CENTRE AMARAMBALAM	2
FAMILY HEALTH CENTRE BISON VALLEY	2
FAMILY HEALTH CENTRE ENNAPPARA	2
FAMILY HEALTH CENTRE EROOR	2
FAMILY HEALTH CENTRE ITTIVA	2
FAMILY HEALTH CENTRE KOTTANGAL	2
FAMILY HEALTH CENTRE KUDAYATHUR	2
FAMILY HEALTH CENTRE KUMBADAJE	2
FAMILY HEALTH CENTRE NARANAMMOOZHY	2
FAMILY HEALTH CENTRE ORUMANYUR	2
FAMILY HEALTH CENTRE PARASSINIKADAVU	2
FAMILY HEALTH CENTRE PONMALA	2
FAMILY HEALTH CENTRE POZHUTHANA	2
FAMILY HEALTH CENTRE PUNNAPRA NORTH	2
FAMILY HEALTH CENTRE THIRUNAVAYA	2
FAMILY HEALTH CENTRE VETTAKKAL	2
FAMILY HEALTH CENTRE ANANDASRAM	3
FAMILY HEALTH CENTRE ARAKULAM	3
FAMILY HEALTH CENTRE CHERUTHANA	3
FAMILY HEALTH CENTRE CHETHALAYAM	3
FAMILY HEALTH CENTRE CHIRAKKAL	3
FAMILY HEALTH CENTRE EDAVILANGU	3
FAMILY HEALTH CENTRE ELAMKULAM	3
FAMILY HEALTH CENTRE EZHUKONE	3
Family Health Centre Kanjirapuzha	3
FAMILY HEALTH CENTRE KARIMKUNNAM	3
FAMILY HEALTH CENTRE KARTHIKAPPALLY	3
Family Health Centre Kizhakencherry	3
FAMILY HEALTH CENTRE KODIKULAM	3

Hospital	State Rank ▼
FAMILY HEALTH CENTRE CHELLANAM	41
FAMILY HEALTH CENTRE KALLIASSERY	41
FAMILY HEALTH CENTRE KOODALI	41
Family Health Centre Kottopadam	41
FAMILY HEALTH CENTRE MEENADOM	41
FAMILY HEALTH CENTRE MOONNILAVU	41
FAMILY HEALTH CENTRE PERUMON	41
Family Health Centre Pudur	41
FAMILY HEALTH CENTRE VELIYANCODE	41
FAMILY HEALTH CENTRE VETILAPPARA	41
URBAN PRIMARY HEALTH CENTRE NILESHWARAM	41
REGIONAL PUBLIC HEALTH LABORATORY KANNUR	40
FAMILY HEALTH CENTRE VALLATHOL NAGAR	39
COMMUNITY HEALTH CENTRE KUMARAKOM	38
FAMILY HEALTH CENTRE KOONAMMAVU	37
FAMILY HEALTH CENTRE VANIAMAPARA	37
INTEGRATED FAMILY HEALTH CENTRE PANGAPPARA	37
URBAN PRIMARY HEALTH CENTRE KOLASSERY	37
URBAN PRIMARY HEALTH CENTRE Tripunithura	37
BLOCK FAMILY HEALTH CENTRE VETOM	36
FAMILY HEALTH CENTRE ANGADIPPURAM	36
FAMILY HEALTH CENTRE CHERUVANNUR NALLALAM	36
FAMILY HEALTH CENTRE GOTHURUTH	36
FAMILY HEALTH CENTRE KOTTAYAM MALABAR	36
FAMILY HEALTH CENTRE KUTTAMPUZHA	36
TALUK HEAD QUARTERS HOSPITAL MALAPPURAM	36
TALUK HEAD QUARTERS HOSPITAL TANUR	36
WOMEN AND CHILDREN HOSPITAL KOZHICODE	36
WOMEN AND CHILDREN HOSPITAL MATTANCHERRY	36
COMMUNITY HEALTH CENTRE CHERPU	35
DISTRICT HOSPITAL MAVELIKARA	35
DISTRICT HOSPITAL NEDUMANGAD	35
FAMILY HEALTH CENTRE CHERANELLOORE	35
FAMILY HEALTH CENTRE EDAPPALLY	35

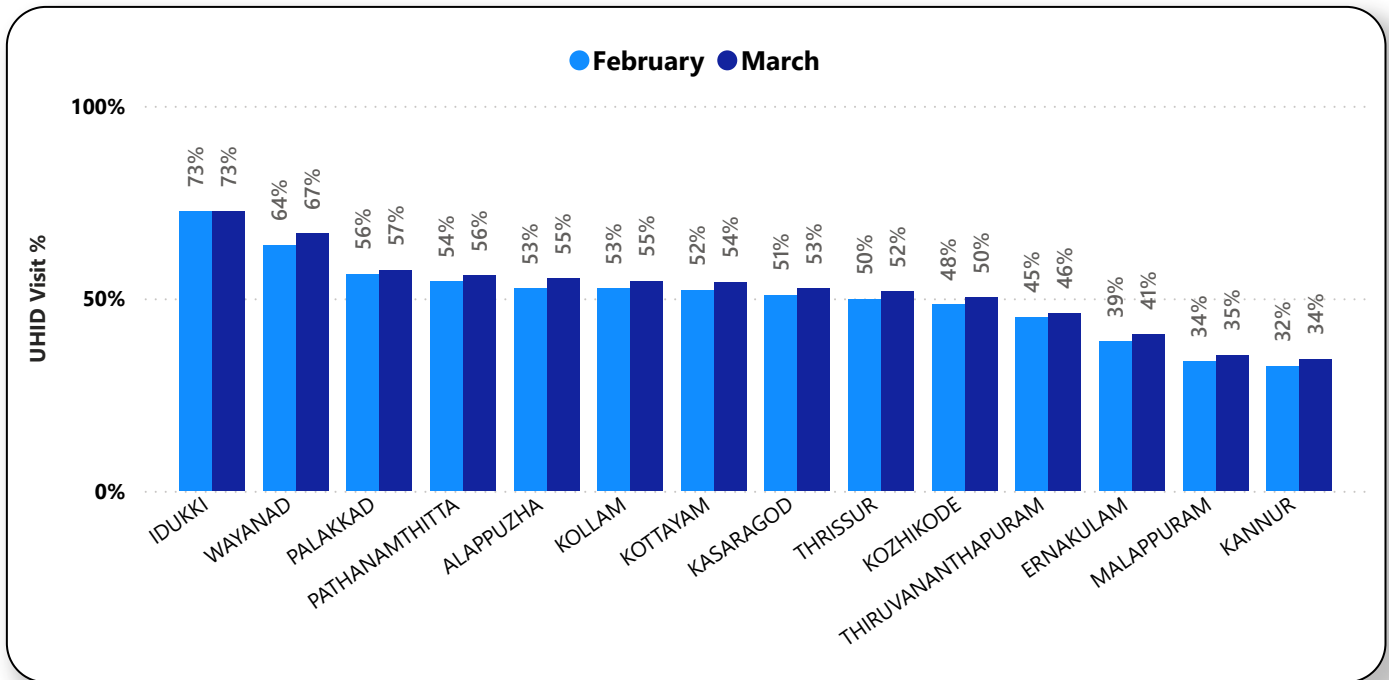
## 3.1 eHealth Performance - Reception Module

The Reception Module is considered functional in an institution only if a minimum of 500 visits are created in a month

District	Live Institutions	Reception started	%
THIRUVANANTHAPURAM	105	102	97%
THRISSUR	74	71	96%
ERNAKULAM	73	70	96%
MALAPPURAM	70	69	99%
KOZHIKODE	69	69	100%
PALAKKAD	52	49	94%
KANNUR	51	47	92%
ALAPPUZHA	44	44	100%
KOTTAYAM	43	40	93%
KOLLAM	38	37	97%
KASARAGOD	26	25	96%
WAYANAD	25	25	100%
IDUKKI	23	21	91%
PATHANAMTHITTA	23	23	100%
<b>Total</b>	<b>716</b>	<b>692</b>	<b>97%</b>

## 3.2 e-Health Performance - UHID Visits

UHID Visit % is calculated as (UHID Visits / Total Visit) \*100



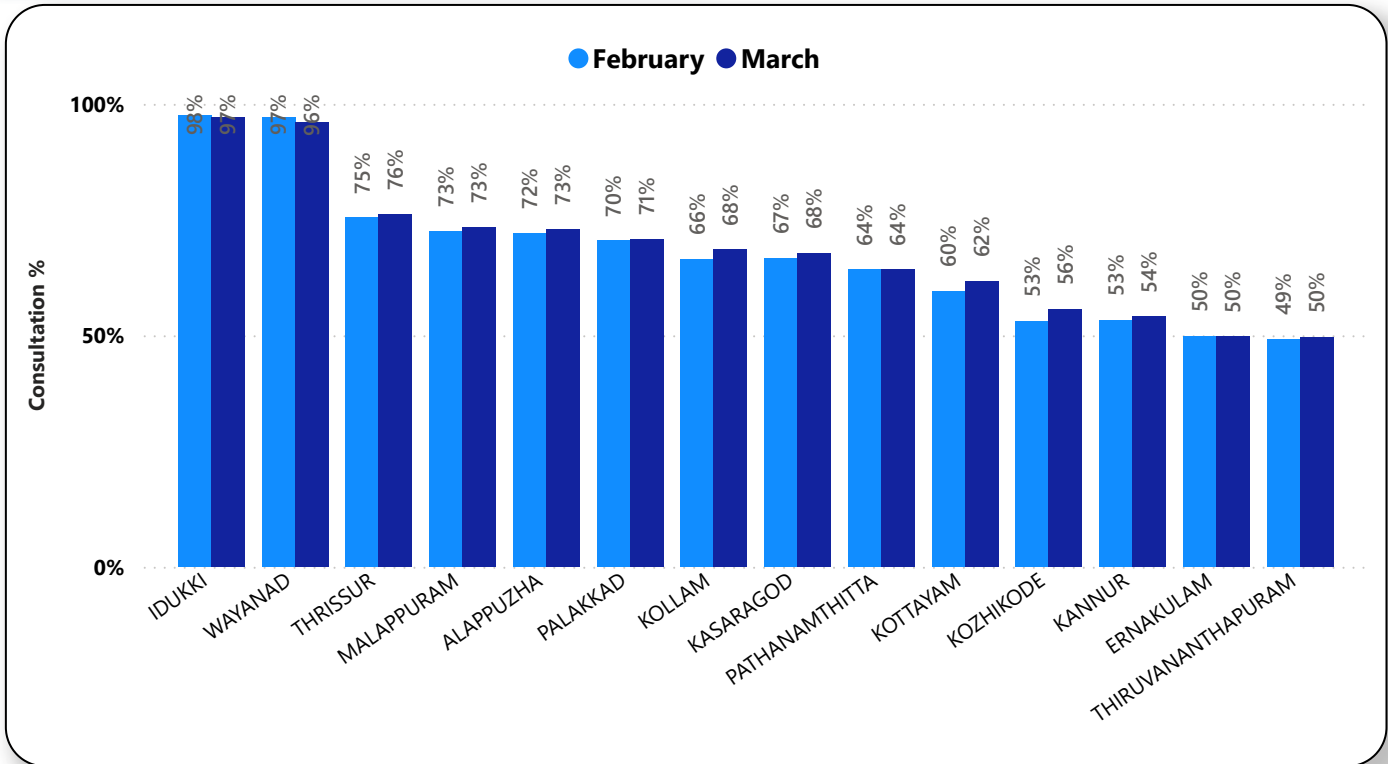
## Institutions based on UHID Visits

Hospital	UHID Visit %
FAMILY HEALTH CENTRE PURAKKAD	100.00%
FAMILY HEALTH CENTRE THOTTAPPALLY	100.00%
FAMILY HEALTH CENTRE VAZHOOR	99.79%
FAMILY HEALTH CENTRE KAKKODI	98.80%
FAMILY HEALTH CENTRE ANAKUDY	97.16%
Family Health Centre Kavassery	95.53%
FAMILY HEALTH CENTRE ENGANDIYUR	94.71%
FAMILY HEALTH CENTRE THAIKKAD	94.18%
FAMILY HEALTH CENTRE ARTHAT	93.97%
FAMILY HEALTH CENTRE WEST KALLADA	93.38%
FAMILY HEALTH CENTRE MUNAMBAM	92.95%
FAMILY HEALTH CENTRE ENNAPPARA	92.22%
FAMILY HEALTH CENTRE ORUMANYUR	91.99%
FAMILY HEALTH CENTRE UMMANNOOR	91.71%
FAMILY HEALTH CENTRE ANICADU	90.93%
FAMILY HEALTH CENTRE MANARCAD	90.91%
FAMILY HEALTH CENTRE CHERUVATTOOR	90.76%

Hospital	UHID Visit %
TALUK HEAD QUARTERS HOSPITAL MALAPPURAM	0.37%
BLOCK FAMILY HEALTH CENTRE MARANCHERY	0.46%
DISTRICT HOSPITAL TIRUR	1.36%
FAMILY HEALTH CENTRE THALAKKAD	1.73%
WOMEN AND CHILDRENS HOSPITAL PONNANI	1.85%
MENTAL HEALTH CENTRE PEROORKADA	2.68%
FAMILY HEALTH CENTRE PUZHAKKATTIRI	3.27%
TALUK HOSPITAL PERAMBRA	3.55%
URBAN PRIMARY HEALTH CENTRE BIYYAM	4.72%
URBAN PRIMARY HEALTH CENTRE MANGALASSERY	5.67%
PRIMARY HEALTH CENTRE CHINNAKANAL	7.32%
FAMILY HEALTH CENTRE OORAKAM	9.87%
WOMEN AND CHILDREN HOSPITAL MATTANCHERRY	10.11%

## 3.3 e-Health Performance - Doctor Consultation

Consultation % is calculated as (Doctor Consultation / OP Visits) \*100



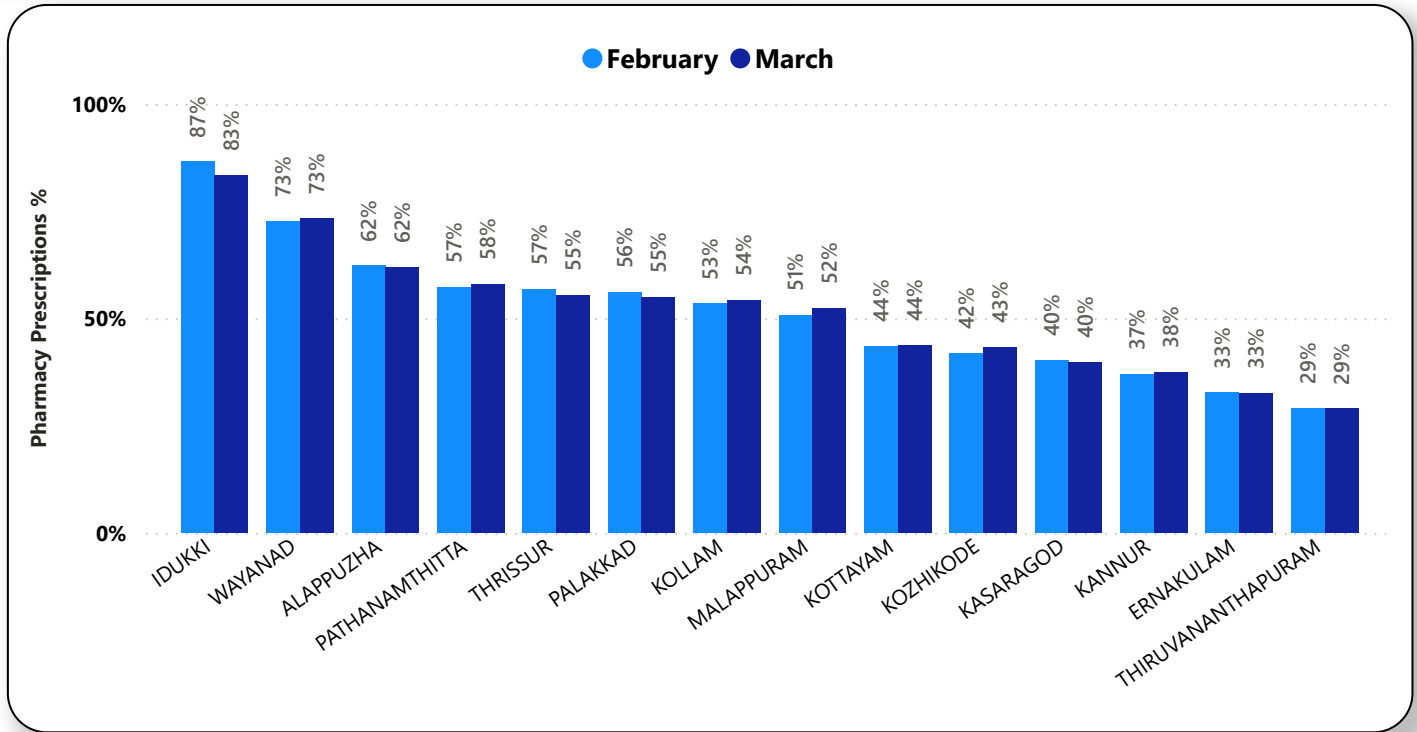
## Doctor Consultation Percentage in all Institutions

Hospital	Doctor Consultation %
FAMILY HEALTH CENTRE BEGUR	100.00%
FAMILY HEALTH CENTRE CHELEMBRA	100.00%
FAMILY HEALTH CENTRE EROOR	100.00%
FAMILY HEALTH CENTRE POTHUKAL	100.00%
FAMILY HEALTH CENTRE PURAKKAD	100.00%
FAMILY HEALTH CENTRE PUTHIYANGADI FISHERIES	100.00%
FAMILY HEALTH CENTRE THOTTAPPALLY	100.00%
FAMILY HEALTH CENTRE UDUMBANCHOLA	100.00%
FAMILY HEALTH CENTRE ITTIVA	99.98%
FAMILY HEALTH CENTRE THIRUNAVAYA	99.98%
FAMILY HEALTH CENTRE CHANDANAPPALLY	99.97%
FAMILY HEALTH CENTRE CHERUVATTOOR	99.97%
FAMILY HEALTH CENTRE EZHAMKULAM	99.96%

Hospital	Doctor Consultation %
BLOCK FAMILY HEALTH CENTRE VETOM	0.00%
COMMUNITY HEALTH CENTRE KODUVALLY	0.00%
COMMUNITY HEALTH CENTRE VALAYAM	0.00%
FAMILY HEALTH CENTRE ANGADIPPURAM	0.00%
FAMILY HEALTH CENTRE CHERANELLOORE	0.00%
FAMILY HEALTH CENTRE CHERUVANNUR NALLALAM	0.00%
FAMILY HEALTH CENTRE GOTHURUTH	0.00%
FAMILY HEALTH CENTRE KADAMMANITTA	0.00%
FAMILY HEALTH CENTRE KOTTAYAM MALABAR	0.00%
FAMILY HEALTH CENTRE KUTTAMPUZHA	0.00%
FAMILY HEALTH CENTRE MADAKATHARA	0.00%
FAMILY HEALTH CENTRE MOUCODE	0.00%
FAMILY HEALTH CENTRE NAYARAMBALM	0.00%

## 3.4 e-Health Performance - Pharmacy Usage

Pharmacy % is calculated as (Pharmacy Prescriptions/ Total OP Visits ) \*100



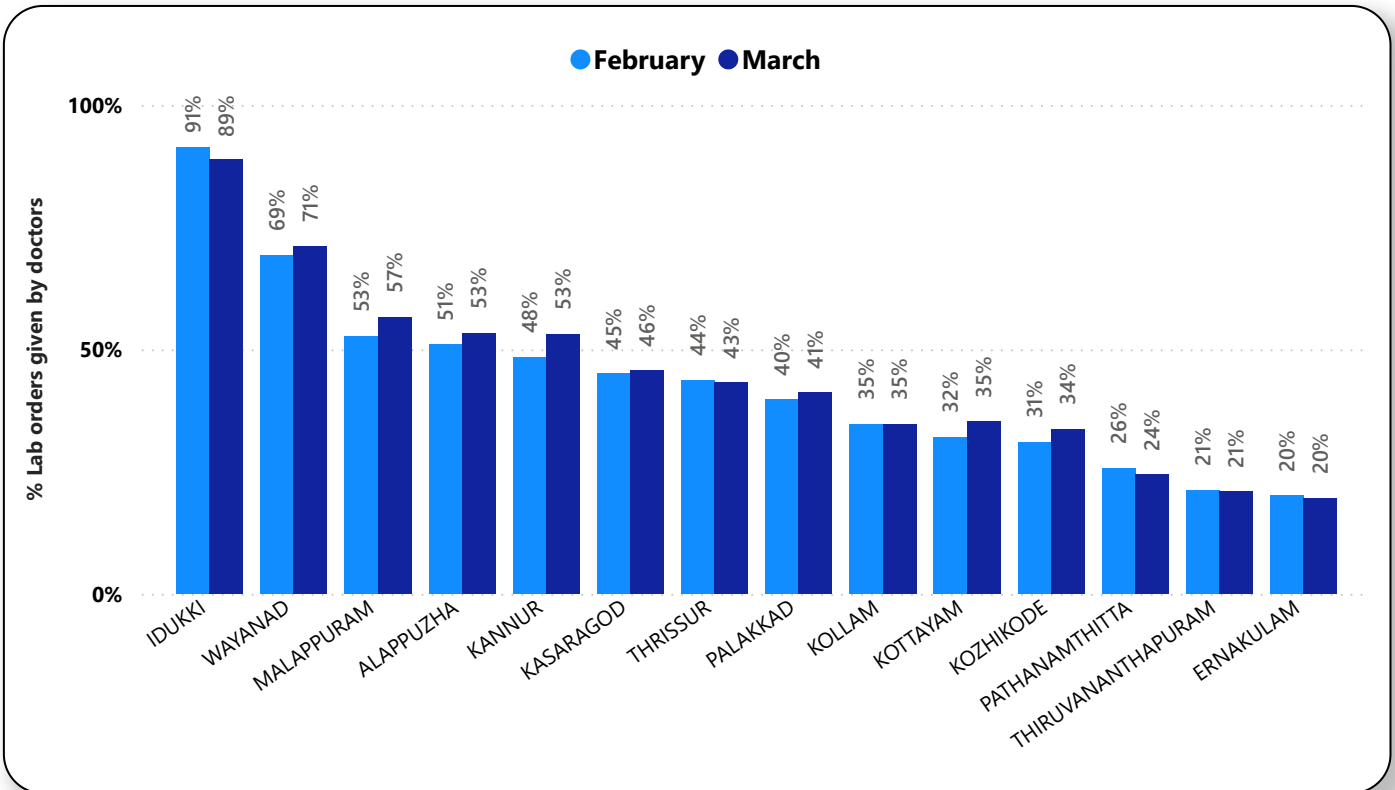
## Pharmacy Usage in all Institutions

Hospital	Pharmacy Usage %
FAMILY HEALTH CENTRE KAKKODI	100.00%
FAMILY HEALTH CENTRE THOTTAPPALLY	100.00%
FAMILY HEALTH CENTRE PURAKKAD	99.94%
FAMILY HEALTH CENTRE ARTHAT	99.88%
FAMILY HEALTH CENTRE THIRUNAVAYA	99.36%
FAMILY HEALTH CENTRE ITTIVA	97.73%
FAMILY HEALTH CENTRE THAIKKAD	97.63%
FAMILY HEALTH CENTRE KUMBADAJE	97.13%
FAMILY HEALTH CENTER ANDATHODE	96.93%
FAMILY HEALTH CENTRE BISON VALLEY	96.24%
FAMILY HEALTH CENTRE CHOKKAD	95.63%
FAMILY HEALTH CENTRE PULIKKAL	94.92%
FAMILY HEALTH CENTRE PARASUVAIKKAL PARASALA	94.70%
FAMILY HEALTH CENTRE EROOR	94.66%
FAMILY HEALTH CENTRE A R NAGAR	94.34%

Hospital	Pharmacy Usage %
BLOCK FAMILY HEALTH CENTRE VETOM	0.00%
COMMUNITY HEALTH CENTRE PATTIAM	0.00%
COMMUNITY HEALTH CENTRE KADAMPAZHIPURAM	0.00%
COMMUNITY HEALTH CENTRE KODUVALLY	0.00%
COMMUNITY HEALTH CENTRE VALAYAM	0.00%
DISTRICT HOSPITAL NEDUMANGAD	0.00%
FAMILY HEALTH CENTRE ANGADIPPURAM	0.00%
FAMILY HEALTH CENTRE CHERANELLOORE	0.00%
FAMILY HEALTH CENTRE CHERUVANNUR NALLALAM	0.00%
FAMILY HEALTH CENTRE GOTHURUTH	0.00%
FAMILY HEALTH CENTRE KADAMMANITTA	0.00%
FAMILY HEALTH CENTRE KOTTAYAM MALABAR	0.00%
FAMILY HEALTH CENTRE KUTTAMPUZHA	0.00%
FAMILY HEALTH CENTRE MADAKATHARA	0.00%

## 3.5 e-Health Performance - Lab Usage

Lab % is calculated as (Lab orders given by doctors / Total Lab Orders ) \*100



## Lab Usage in all Institutions

Hospital	Lab Usage %
COMMUNITY HEALTH CENTRE ANCHUTHENGU	100.00%
COMMUNITY HEALTH CENTRE KARUVARAKUNDU	100.00%
COMMUNITY HEALTH CENTRE KURATHIKAD	100.00%
COMMUNITY HEALTH CENTRE MANAMBOOR	100.00%
COMMUNITY HEALTH CENTRE MUKKAM	100.00%
COMMUNITY HEALTH CENTRE MUTHUKULAM	100.00%
COMMUNITY HEALTH CENTRE PAIKA	100.00%
COMMUNITY HEALTH CENTRE THALAKULATHUR	100.00%
DISTRICT HOSPITAL KANHANGAD	100.00%
DISTRICT HOSPITAL KANNUR	100.00%
DISTRICT HOSPITAL TIRUR	100.00%
DISTRICT TB CENTRE ALAPPUZHA	100.00%
DISTRICT TB CENTRE	100.00%

Hospital	Lab Usage %
BLOCK FAMILY HEALTH CENTRE VETOM	0.00%
CHEST DISEASES HOSPITAL PULAYANARKOTTAH	0.00%
COMMUNITY HEALTH CENTRE PATTIAM	0.00%
COMMUNITY HEALTH CENTRE KADAMPAZHUPURAM	0.00%
COMMUNITY HEALTH CENTRE KALLARA	0.00%
COMMUNITY HEALTH CENTRE KODUVALLY	0.00%
COMMUNITY HEALTH CENTRE MUNDAKAYAM	0.00%
COMMUNITY HEALTH CENTRE OACHIRA	0.00%
COMMUNITY HEALTH CENTRE PALODE	0.00%
COMMUNITY HEALTH CENTRE VALAYAM	0.00%
DISTRICT HOSPITAL MAVELIKARA	0.00%
DISTRICT HOSPITAL NEDUMANGAD	0.00%
FAMILY HEALTH CENTRE ANGADIPPURAM	0.00%

## 4. Status of Usage in Hospitals

District wise status of live institutions and the count of various modules [Reception, OP Consultation, Lab orders by doctors, Pharmacy order by doctors]

District	Live Institutions	Reception	Consultation	Pharmacy orders by doctors	Lab orders by doctors
THIRUVANANTHAPURAM	105	102 (97%)	96 (91%)	83 (79%)	88 (84%)
THRISSUR	74	71 (96%)	69 (93%)	67 (91%)	66 (89%)
ERNAKULAM	73	70 (96%)	61 (84%)	57 (78%)	56 (77%)
MALAPPURAM	70	69 (99%)	66 (94%)	60 (86%)	56 (80%)
KOZHIKODE	69	69 (100%)	61 (88%)	56 (81%)	57 (83%)
PALAKKAD	52	49 (94%)	48 (92%)	43 (83%)	45 (87%)
KANNUR	51	47 (92%)	42 (82%)	39 (76%)	40 (78%)
ALAPPUZHA	44	44 (100%)	43 (98%)	41 (93%)	37 (84%)
KOTTAYAM	43	40 (93%)	38 (88%)	37 (86%)	34 (79%)
KOLLAM	38	37 (97%)	35 (92%)	35 (92%)	34 (89%)
KASARAGOD	26	25 (96%)	21 (81%)	20 (77%)	19 (73%)
WAYANAD	25	25 (100%)	25 (100%)	25 (100%)	24 (96%)
IDUKKI	23	21 (91%)	21 (91%)	20 (87%)	20 (87%)
PATHANAMTHITTA	23	23 (100%)	21 (91%)	21 (91%)	19 (83%)
<b>Total</b>	<b>716</b>	<b>692 (97%)</b>	<b>647 (90%)</b>	<b>604 (84%)</b>	<b>595 (83%)</b>

**Note :** The operational status of modules shall be determined based on the following minimum activity thresholds:

- **Reception:** Minimum 500 patient visits recorded
- **OP Module:** Minimum 500 consultations completed
- **Pharmacy:** Minimum 100 doctor-generated pharmacy orders
- **Laboratory:** Minimum 100 doctor-generated laboratory orders

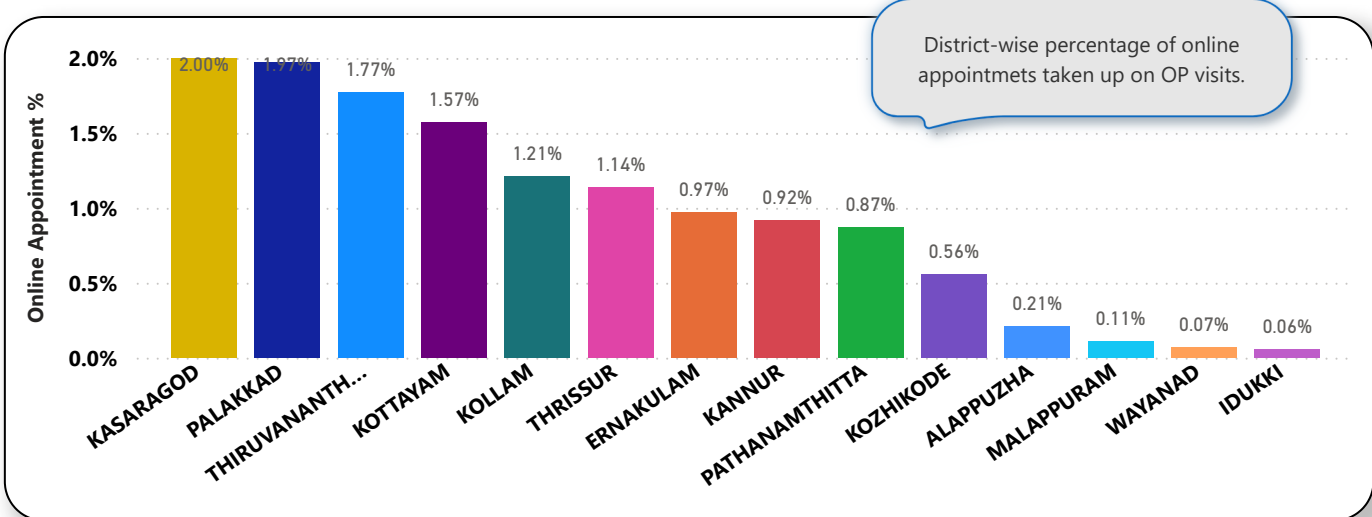
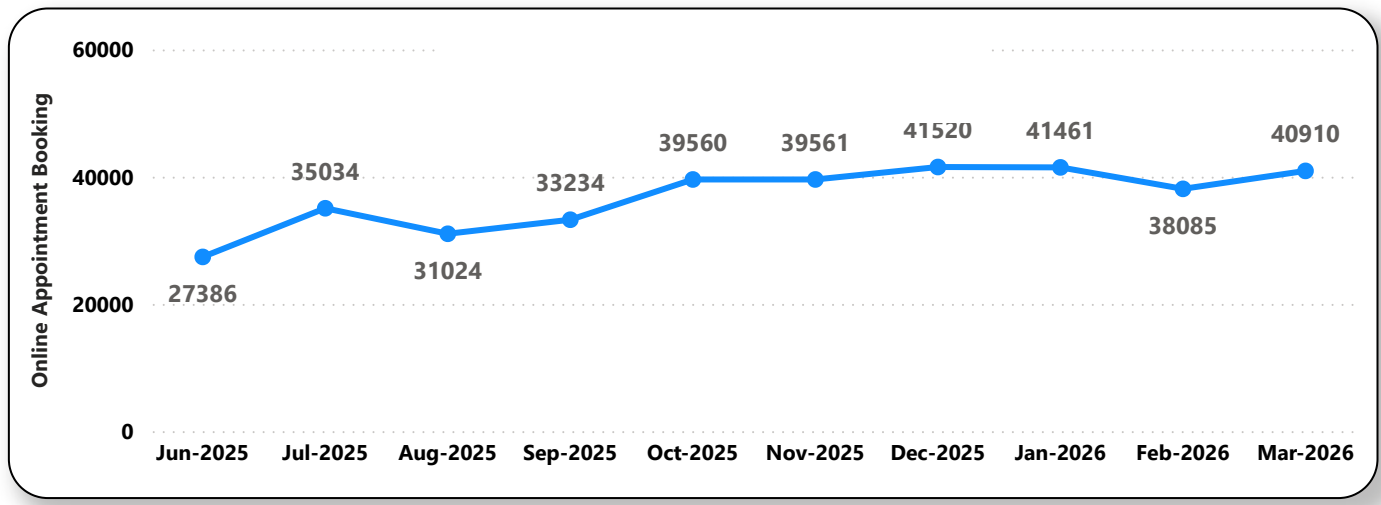
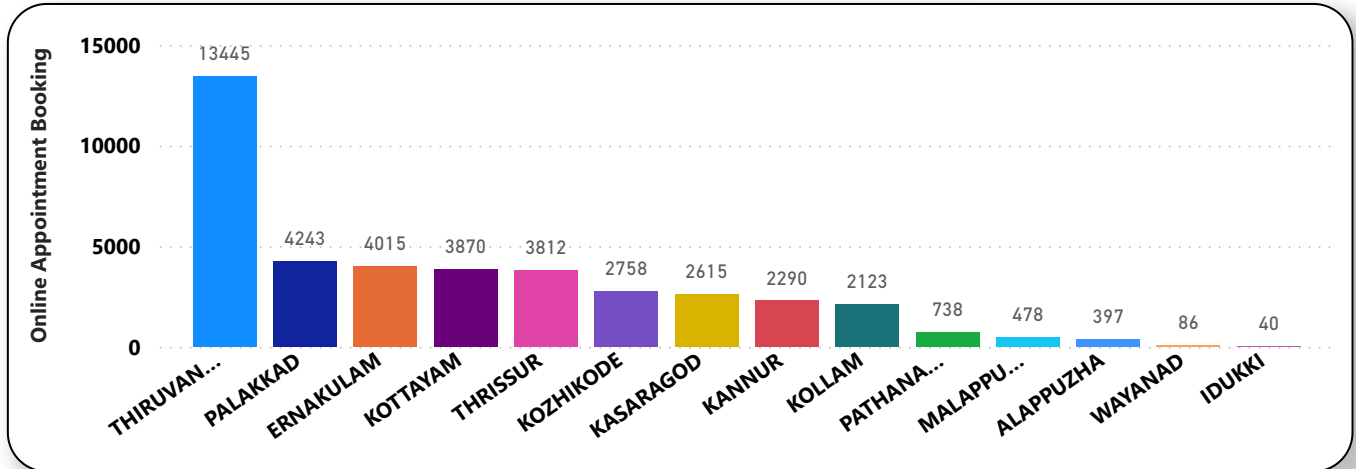
## 4. Status of Module Used in Hospitals

District wise status of live institutions and the count of various modules [Reception, OP Consultation, Lab, Pharmacy, Billing]

District	Live Institutions	Reception Started	Consultation Started	Pharmacy Started	Lab Started	Billing Started
THIRUVANANTHAPURAM	105	102	96	87	81	80
THRISSUR	74	71	69	68	64	61
ERNAKULAM	73	70	61	59	46	49
MALAPPURAM	70	69	66	62	54	38
KOZHIKODE	69	69	61	56	52	61
PALAKKAD	52	49	48	45	43	42
KANNUR	51	47	42	40	33	32
ALAPPUZHA	44	44	43	43	32	36
KOTTAYAM	43	40	38	38	29	31
KOLLAM	38	37	35	35	34	35
KASARAGOD	26	25	21	22	17	17
WAYANAD	25	25	25	25	24	24
IDUKKI	23	21	21	22	18	14
PATHANAMTHITTA	23	23	21	21	17	18
<b>Total</b>	<b>716</b>	<b>692</b>	<b>647</b>	<b>623</b>	<b>544</b>	<b>538</b>

## 5. 1 Online Appointment Booking in Hospitals (except Medical Colleges)

District-wise count of online appointments taken.



District-wise percentage of online appointments taken up on OP visits.